

CE365T/S



FEATURES

- Five elements, nine zones accommodate different pan sizes

- High-frequency pulsation technology for superior performance and control

- True simmer setting for soups, sauces and more

- Super-low Melt setting for fine chocolate and other delicate foods

- Rigorously tested in our U.S. manufacturing facilities for decades of use

- Exceptional 24/7 support from our Customer Care team in Madison

- Automatic timer up to 99 minutes

- Bridge zone creates larger 7"x16" cooking area

- Ceran ceramic glass resists scratching, staining, impact and heat

- Illuminated touch controls

- Illuminated touch controls

- Temperature limiter ensures that safe operating temps are never exceeded

- Universal "off" turns all elements off

- Control panel lock for safety



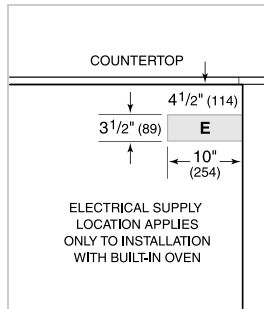
COOKTOP SPECIFICATIONS

- 1 - 1050/1950/2700 W Element
- 1 - 700/2200 W Element
- 1 - 1200 W Element
- 2 - 1800 W Elements With Bridge

PRODUCT SPECIFICATIONS

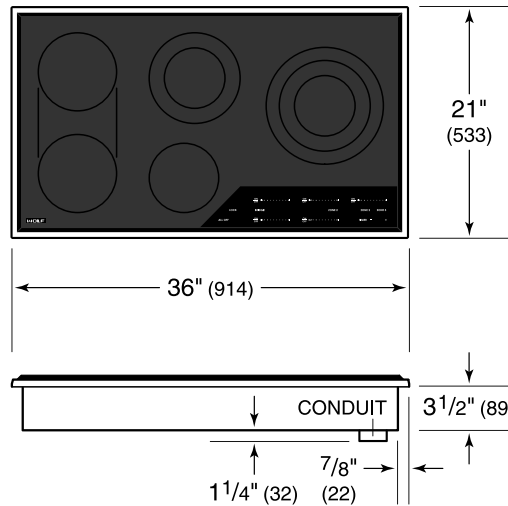
Model	CE365T/S
Dimensions	36"W x 3 1/2"H x 21"D
Weight	60 lbs
Electrical Supply	3-wire, 240 VAC, 60 Hz
Electrical Service	50 amp dedicated circuit
Conduit Length	4 Feet

ELECTRICAL

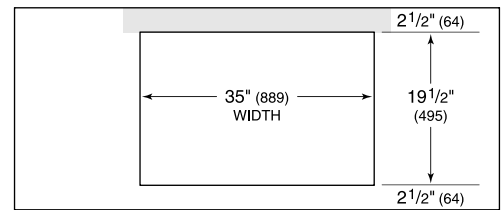


NOTE: Dimensions in parenthesis are in millimeters unless otherwise specified

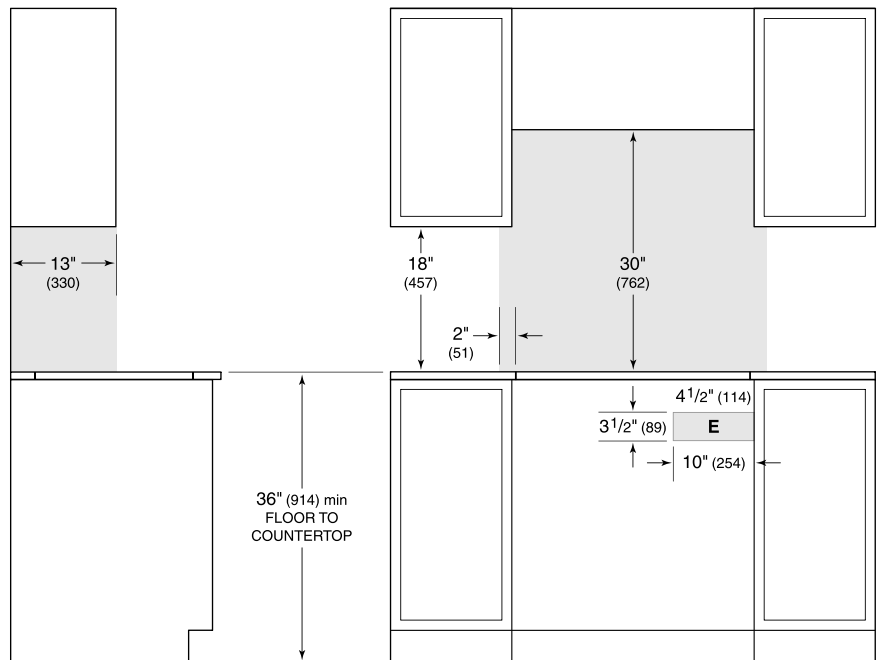
DIMENSIONS



STANDARD INSTALLATION



COUNTERTOP CUT-OUT



SIDE VIEW

FRONT VIEW

NOTE: Shaded area above countertop indicates minimum clearance to combustible surfaces, combustible materials cannot be located within this area. Electrical supply location only applies to installations with built-in oven.