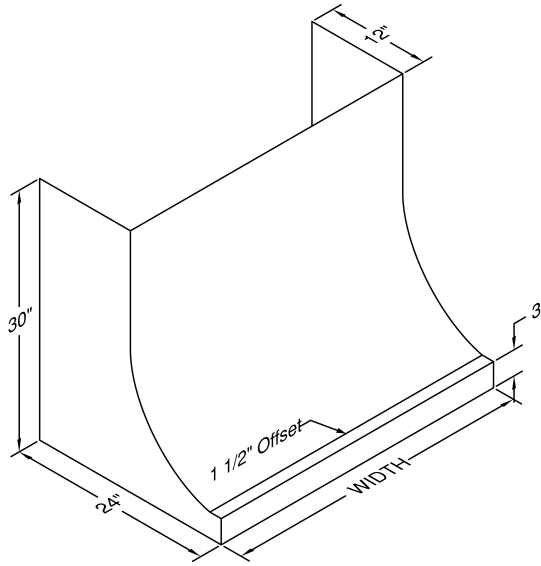


DAH30-136

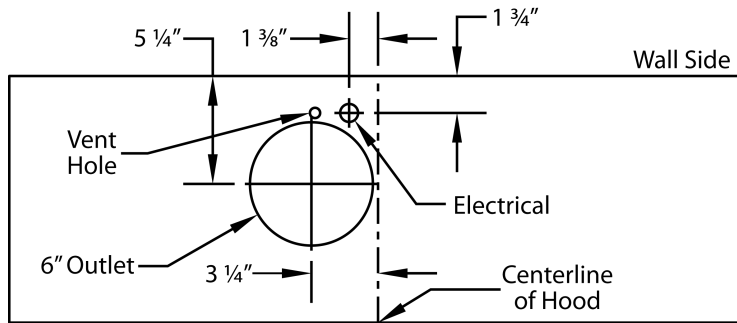
Halogen lights. WBAR warming light bar is available on selected models.

Dimensional Information

| | |
|---------------|-------|
| Width | 36.0 |
| Depth | 24.0 |
| Height | 30.0 |
| CFM @ 0.0" SP | 300.0 |
| Sones | 5.4 |
| Amps | 2.5 |
| # Lights | 2.0 |

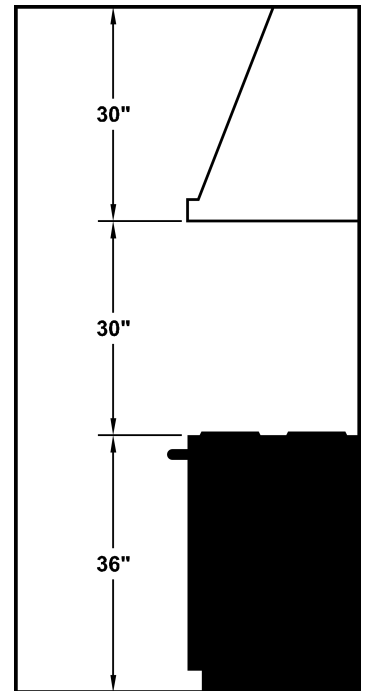


Connection Diagram



300 CFM B100 Single Blower (Top View)

Recommended Mounting Height*



*Exceeding recommended mounting height may compromise performance.

Electrical/Mechanical Specifications For Blower Unit

| Model | Volts | Amps* | Hz | RPM | CFM SP@0.0" | Equivalent CFM | CFM SP@0.1" | CFM SP@0.2" | CFM SP@0.3" | Minimum Round Duct Size | Sones# |
|-------------|-------|-------|------|--------|-------------|----------------|-------------|-------------|-------------|-------------------------|--------|
| B100 Single | 115.0 | 1.5 | 60.0 | 1550.0 | 300.0 | 450.0 | 273.0 | 245.0 | 225.0 | 6" (28 sq. in.) | 5.4 |

+ Add 2.5 amps for each warming light. This model is equipped with halogen lighting: (2 lights: 30" - 41", 3 lights: 42" - 53", 4 lights: 54" - 66").

\$ Because the Magic Lung® blower uses centrifugal filtration rather than conventional baffle or mesh filters, the Magic Lung® blower can handle cooking equipment with higher cubic feet per minute (CFM) requirements and can deliver equivalent CFM much more efficiently than other filtration systems. When comparing the Magic Lung® with other blower units made by other manufacturers, use the "Equivalent CFM".

Ratings in accordance with the Standard Test Code by the Energy Systems Laboratory of the Texas Engineering Experiment Station.