

IT-36R



FEATURES

All-refrigerator storage solves capacity problems

Air purification system fights spoilage, odors

Every Sub-Zero integrated refrigerator or freezer comes ready to be fitted with custom panels and handles for seamless installation with surrounding cabinetry

Nano-coated spill-proof shelves for easy clean-up

Crispers and deli drawers in low-temp, high-humidity zones for optimum freshness

Soft-on LED lights for varying degrees of brightness

Rigorously tested in our U.S. manufacturing facilities to ensure at least 20 years of heavy use

Exceptional 24/7 support from our Customer Care team based in Madison, Wisconsin and just footsteps from our factory

Soft-close doors and drawers

ACCESSORIES

Dual installation kits

Stainless steel front panels with tubular or pro handles

Stainless steel kickplate

Stainless steel pro handles

Stainless steel tubular handles

Dozen egg container

Replacement air purification cartridge

Accessories are available through an authorized Sub-Zero dealer. For local dealer information, visit subzero-wolf.com/locator.



HANDLE ACCESSORIES

PRO



TUBULAR



PRODUCT DETAILS

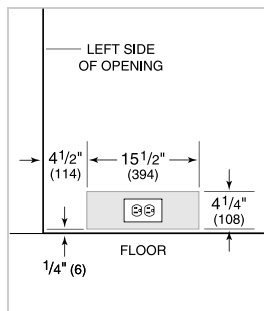
REFRIGERATOR

- 3 Adjustable glass shelves
- 1 Stationary shelf
- Deli drawer with 2 adjustable dividers
- Adjustable dairy compartment
- 2 Adjustable door shelves
- 1 Stationary door shelf
- Sliding crisper drawer cover
- 4 Adjustable drawer dividers

PRODUCT SPECIFICATIONS

| | |
|-----------------------|--------------------------|
| Model | IT-36R |
| Dimensions | 36"W x 84"H x 24"D |
| Door Clearance | 34 1/2" |
| Drawer Clearance | 18 3/8" |
| Weight | 460 lb |
| Refrigerator Capacity | 20.5 cu ft |
| Electrical Supply | 115 VAC, 60 Hz |
| Electrical Service | 15 amp dedicated circuit |

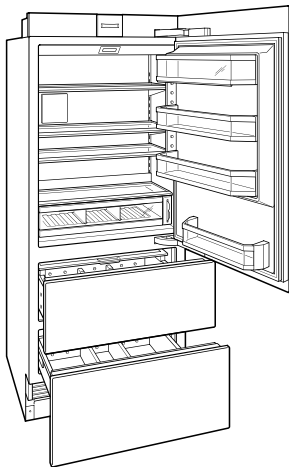
ELECTRICAL



PANEL SPECIFICATIONS

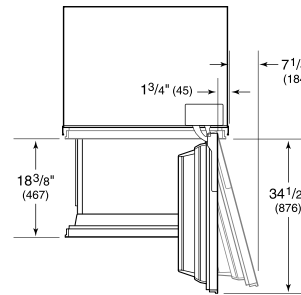
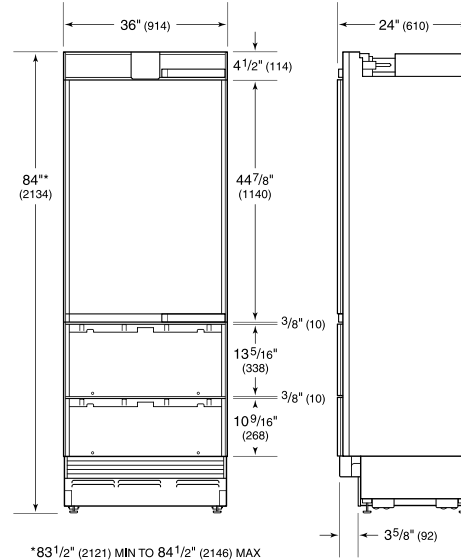
For complete panels specifications including width/height, weight requirements and thickness requirements visit subzero-wolf.com/integratedconfigurator.

INTERIOR VIEW

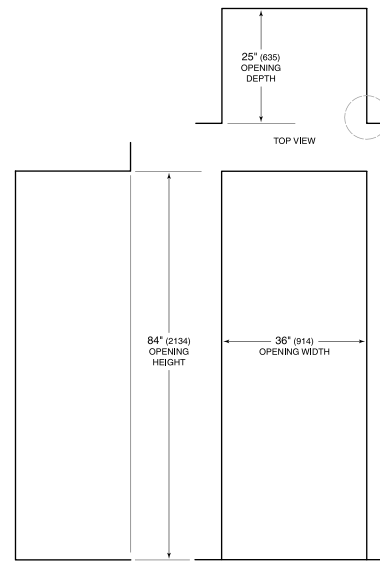


This illustration is intended for interior reference only and may not represent the exterior of the model being specified.

DIMENSIONS



STANDARD INSTALLATION



NOTE: 3/16" (89) finished returns will be visible and should be finished to match cabinetry.

