

IT-30R



## FEATURES

Air purification system fights spoilage, odors

All-refrigerator storage solves capacity problems

Every Sub-Zero integrated refrigerator or freezer comes ready to be fitted with custom panels and handles for seamless installation with surrounding cabinetry

Nano-coated spill-proof shelves for easy clean-up

Soft-close doors and drawers

Rigorously tested in our U.S. manufacturing facilities to ensure at least 20 years of heavy use

Exceptional 24/7 support from our Customer Care team based in Madison, Wisconsin and just footsteps from our factory

## ACCESSORIES

Dual installation kits

Stainless steel front panels with tubular or pro handles

Stainless steel kickplate

Stainless steel pro handles

Stainless steel tubular handles

Dozen egg container

Replacement air purification cartridge

Accessories are available through an authorized Sub-Zero dealer. For local dealer information, visit [subzero-wolf.com/locator](http://subzero-wolf.com/locator).



## HANDLE ACCESSORIES

PRO



TUBULAR



## PRODUCT DETAILS

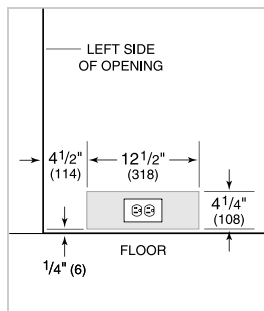
### REFRIGERATOR

- 3 Adjustable glass shelves
- 1 Stationary shelf
- Deli drawer with 2 adjustable dividers
- Adjustable dairy compartment
- 2 Adjustable door shelves
- 1 Stationary door shelf
- Sliding crisper drawer cover
- 4 Adjustable drawer dividers

**PRODUCT SPECIFICATIONS**

Model	IT-30R
Dimensions	30"W x 84"H x 24"D
Door Clearance	28 1/2"
Drawer Clearance	18 3/8"
Weight	400 lb
Refrigerator Capacity	16.5 cu ft
Electrical Supply	115 VAC, 60 Hz
Electrical Service	15 amp dedicated circuit

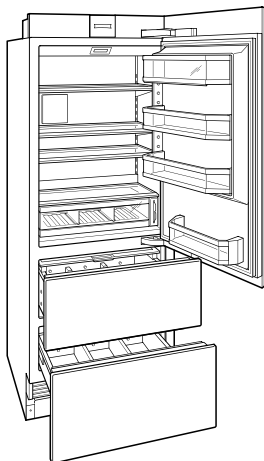
**ELECTRICAL**



**PANEL SPECIFICATIONS**

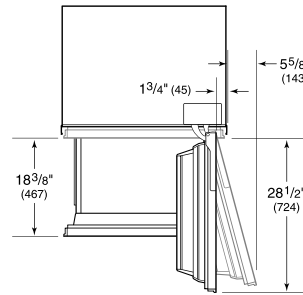
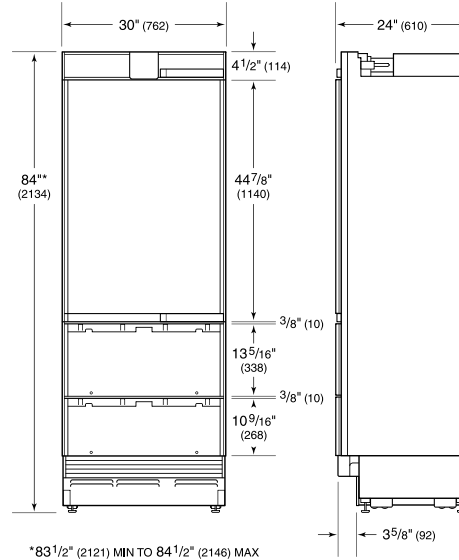
For complete panels specifications including width/height, weight requirements and thickness requirements visit [subzero-wolf.com/integratedconfigurator](http://subzero-wolf.com/integratedconfigurator).

**INTERIOR VIEW**

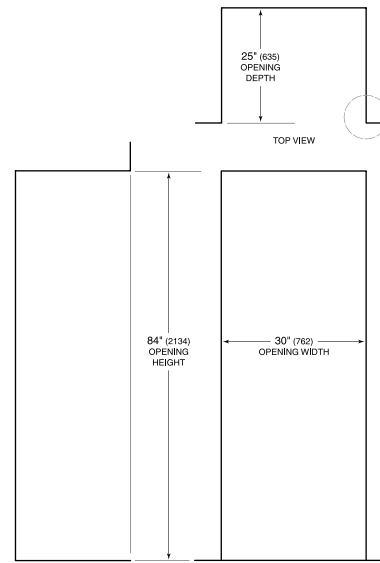


This illustration is intended for interior reference only and may not represent the exterior of the model being specified.

**DIMENSIONS**



**STANDARD INSTALLATION**



NOTE: 3/16" (89) finished returns will be visible and should be finished to match cabinetry.

