

IC-30R



FEATURES

All-refrigerator storage solves capacity problems

Every Sub-Zero integrated refrigerator or freezer comes ready to be fitted with custom panels and handles for seamless installation with surrounding cabinetry

Nano-coated spill-proof shelves for easy clean-up

Smart-touch controls for streamlined access to more settings

Soft-on LED lights for varying degrees of brightness

Uniform 84" height

Rigorously tested in our U.S. manufacturing facilities to ensure at least 20 years of heavy use

Exceptional 24/7 support from our Customer Care team based in Madison, Wisconsin and just footsteps from our factory

Soft-close doors and drawers

ACCESSORIES

Dual installation kits

Stainless steel front panels with tubular or pro handles

Stainless steel kickplate


Stainless steel pro handles

Stainless steel tubular handles

Dozen egg container

Replacement air purification cartridge

Accessories are available through an authorized Sub-Zero dealer. For local dealer information, visit subzero-wolf.com/locator.



HANDLE ACCESSORIES

PRO



TUBULAR



PRODUCT DETAILS

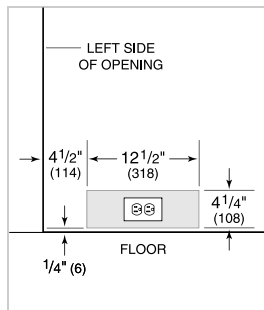
REFRIGERATOR

- 3 Adjustable glass shelves
- 2 Crisper drawers with dividers
- Deli drawer with dividers
- 3 Adjustable door shelves
- 2 Stationary door shelves
- Adjustable dairy compartment

PRODUCT SPECIFICATIONS

Model	IC-30R
Dimensions	30"W x 84"H x 24"D
Door Clearance	28 1/2"
Weight	400 lb
Refrigerator Capacity	17.3 cu ft
Electrical Supply	115 VAC, 60 Hz
Electrical Service	15 amp dedicated circuit
Plumbing Supply	1/4" OD copper, braided stainless steel or PEX tubing
Plumbing Pressure	35-120 psi

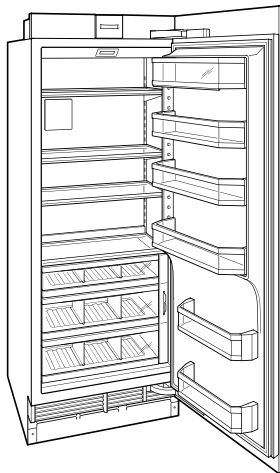
ELECTRICAL



PANEL SPECIFICATIONS

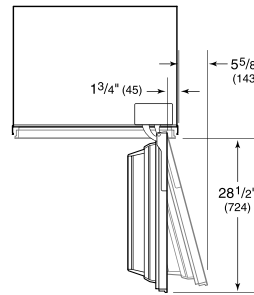
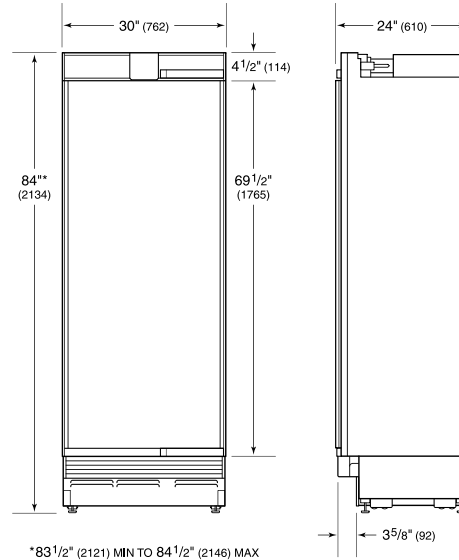
For complete panels specifications including width/height, weight requirements and thickness requirements visit subzero-wolf.com/integratedconfigurator.

INTERIOR VIEW

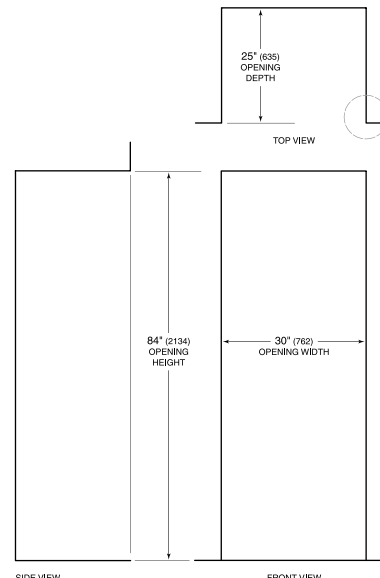


This illustration is intended for interior reference only and may not represent the exterior of the model being specified.

DIMENSIONS



STANDARD INSTALLATION



NOTE: 3/16" (89) finished returns will be visible and should be finished to match cabinetry.

