



# SMH1611S

## 1.6 cu. ft. Over-the-Range Microwave

### Features

- 1.6 cu. ft. Oven Capacity
- 1000 Watts Cooking Power
- 220 CFM Ventilation System
- Charcoal / Grease Vent Filter
- 10 Power Levels
- Four Instant Cook Pads
- Two-Stage Programmable Cooking
- Auto Defrost / Auto Reheat
- Auto Cook: Popcorn, Potato, Veggies, Pizza, Cook (4), Soften / Melt (3)
- MW Distribution Mechanism: Turntable + Stirrer

### Convenience

- Kitchen Timer
- Cooktop Lighting: High / Low / Off
- Interior Light: Incandescent
- Vent Fan Control: High / Low / Off
- Child Safety Lock
- Eco Mode (reduces standby power)



Stylish design with no exterior logo compliments any kitchen decor and provides the high performance you expect only from Samsung.




Features a green digital LED Display – compliments any kitchen decor.



Digital touch control lets you easily program the desired cooking time and power.

### Signature Features

#### Available Colors



#### Auto Defrost Quick and efficient

Defrost items by selecting the weight of the food being cooked, and the microwave does the rest.

#### Two-Stage Cooking Easy time-savor

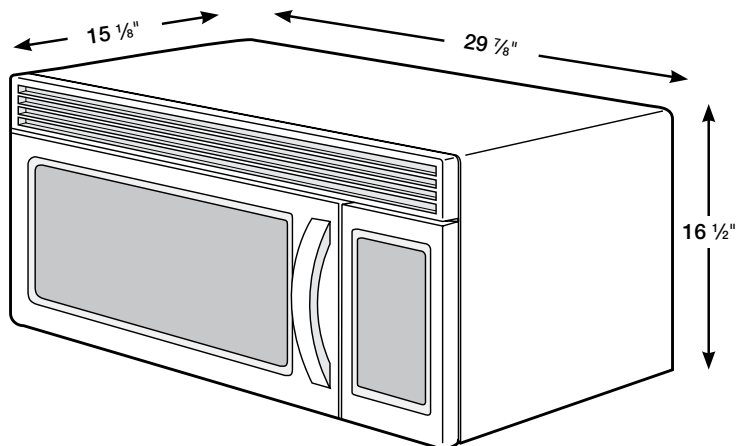
This function allows you to easily program initial defrost plus a corresponding two-step recipe for that food simultaneously.

#### Electronic Touch Control Style and function

Lets you easily program the desired cooking time and power level, at the gentle press of a button, for error-free results every time.

# SMH1611S

## 1.6 cu. ft. Over-the-Range Microwave



### Installing your Microwave

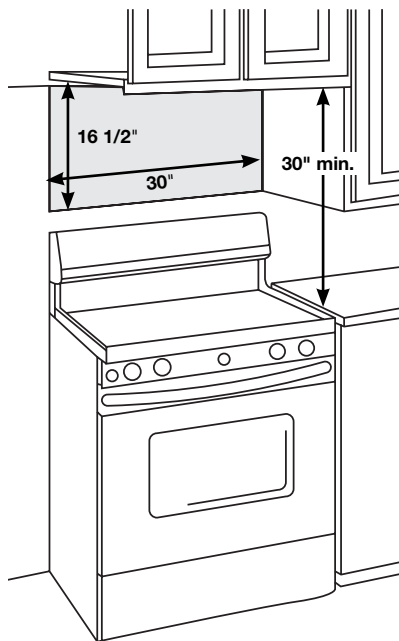
· This microwave oven is designed for adaptation to the following three types of ventilation:

- A. Outside Top Exhaust (Vertical Duct)
- B. Recirculating (Non-Vented Ductless)
- C. Outside Back Exhaust (Horizontal Duct)

· The space between the cabinets must be 30" wide and free of obstructions.

· This microwave oven is for installation over ranges up to 36" wide.

· The Microwave must be level. Use a level to make sure the cabinet bottom is level. If the cabinets have a front overhang only, with no back or side frame, install the mounting plate down the same distance as the front overhang depth. This will keep the microwave level. depth of the front overhang.



FOR EASIER INSTALLATION AND PERSONAL SAFETY, WE RECOMMEND THAT TWO PEOPLE INSTALL THIS MICROWAVE OVEN. IMPORTANT: Do not grip or use handle during installation.

NOTE: If your cabinet is metal, use the nylon grommet around the power cord hole to prevent cutting of the cord.

NOTE: We recommend using filler blocks if the cabinet front hangs below the cabinet bottom shelf.

IMPORTANT: If filler blocks are not used, case damage may occur from over tightening screws.

NOTE: When mounting the microwave oven, thread power cord through hole in bottom of top cabinet. Do not pinch cord or lift oven by pulling cord.

### Specifications

- Oven Cavity: 1.6 cu. ft.
- Power Output: 1000 W
- Power Consumption: 1580 W / 13.5 A
- Power Source: 120 V / 60 Hz
- Control Method: Digital (Membrane Touch)
- Display: LED Bar
- Cooking Control: 10 Power Levels including Defrost
- Cooking Timer: Digital, up to 99 Minutes, 99 Seconds
- Microwave Distribution System: Rotating Turntable
- Glass Turntable Diameter: 11 1/2"
- Vent Fan 220 CFM
- Vent Fan Control: High / Low / Off
- Cooktop Lighting: High / Low / Off

### Warranty

One (1) Year All Parts and Labor  
Ten (10) Years Parts Magnetron

### Product Dimensions + Weight

#### Cavity Dimensions

(WxHxD) 19 5/16" x 9 5/8" x 14 3/8"

#### Unit Outside Net Dimensions

(WxHxD) 29 7/8" x 16 1/2" x 15 1/8"

Weight: 44.2 lbs / 20.1 kg

### Shipping Dimensions + Weight

Dimensions: (WxHxD) 33 3/8" x 19 15/16" x 19 7/16"

Weight: 51.8 lbs / 23.5 kg

Color	Model #	UPC Code
Stainless Steel	SMH1611S	036725560390
White	SMH1611W	036725560376
Black	SMH1611B	036725560369