
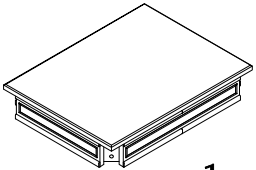
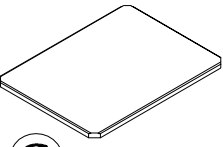
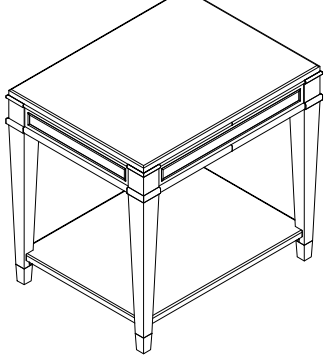

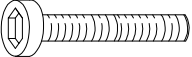



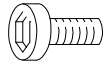





Components and Hardware List

<p>Leg</p>  <p>A 4 pcs.</p>	<p>Table Top</p>  <p>B 1 pc.</p>	<p>Shelf</p>  <p>C 1 pc.</p>	 <p>#37009 Rectangle End Table</p>	
<p>L-Bracket</p>  <p>D 4 pcs.</p>	<p>M5/16"-18 x 2-1/2" Long Allen Head Bolt</p>  <p>E 8 pcs.</p>	<p>5/16" Spring Washer</p>  <p>F 8 pcs.</p>		<p>5/16" *19*2mm Flat Washer</p>  <p>G 8 pcs.</p>
<p>5mm Allen Wrench</p>  <p>H 1 pc.</p>	<p>M1/4"-20 x 5/8" Allen Head Bolt</p>  <p>I 8 pcs.</p>	<p>1/4" Spring Washer</p>  <p>J 8 pcs.</p>	<p>1/4" *16*2mm Flat Washer</p>  <p>K 8 pcs.</p>	<p>4mm Allen Wrench</p>  <p>M 1 pc.</p>

Be sure to check all packing material carefully for small parts, which may have come loose inside the carton during shipment.

Step 2

