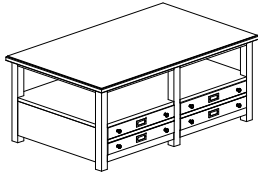


### Components and Hardware List

COCKTAIL TABLE



(A) 1 pc.

CASTER




(B) 4 pcs.

Open Wrench



(C) 1 pc.

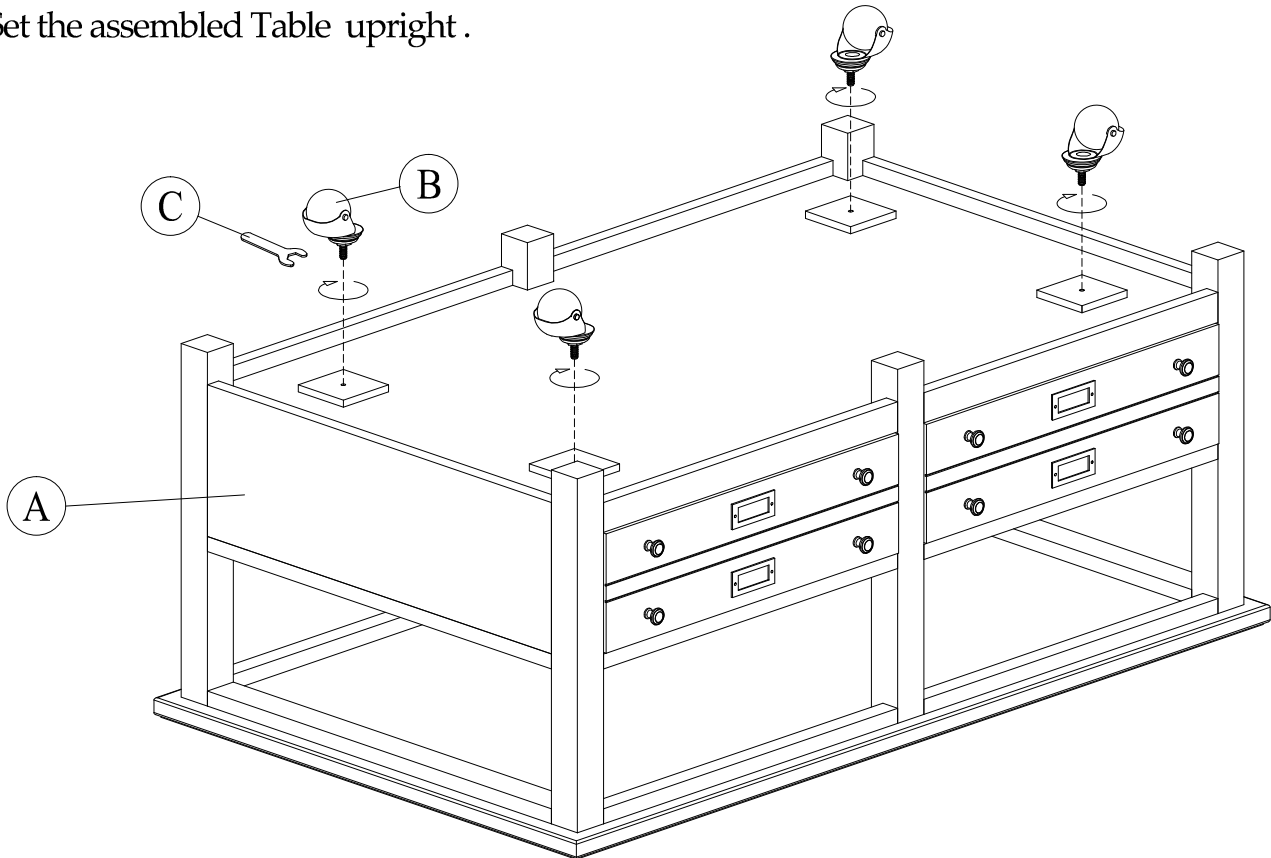


#22501  
COCKTAIL TABLE

Be sure to check all packing material carefully for small parts, which may have come loose inside the carton during shipment.

Note: If the Casters (B) will be used, place the table upside down on a soft surface such as a blanket or carpet and attach the Casters to the bottom of the Shelf. Tighten using the Open End Wrench (C) to tighten.

Set the assembled Table upright.



The Casters provide an element of convenient mobility, however, to prevent possible damage to some types of flooring, never roll casters on unprotected hardwood, vinyl or other types of resilient flooring.