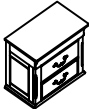



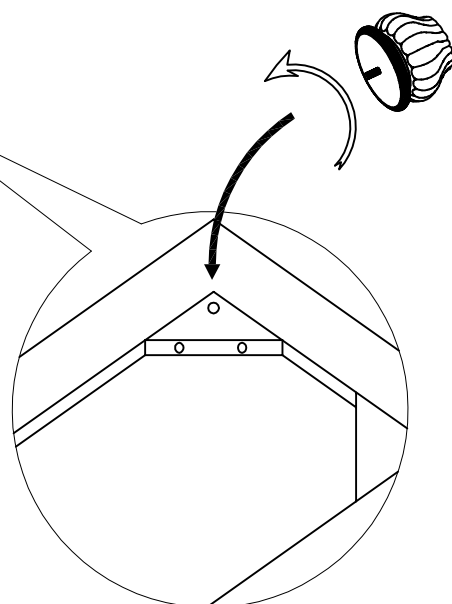


# ASSEMBLY INSTRUCTION

ITEM NO: B8650/B8651-040 NIGHTSTAND

**Thank you for purchasing this quality product. Be sure to check all packing material carefully for small parts that may have come loose inside the carton during shipment.**

| PART LIST |             |   |      |
|-----------|-------------|---|------|
| NO.       | Description | Sketch  | Q'ty |
| A         | NIGHTSTAND  |  | 1PC  |
| B         | FOOT        |  | 4PC  |






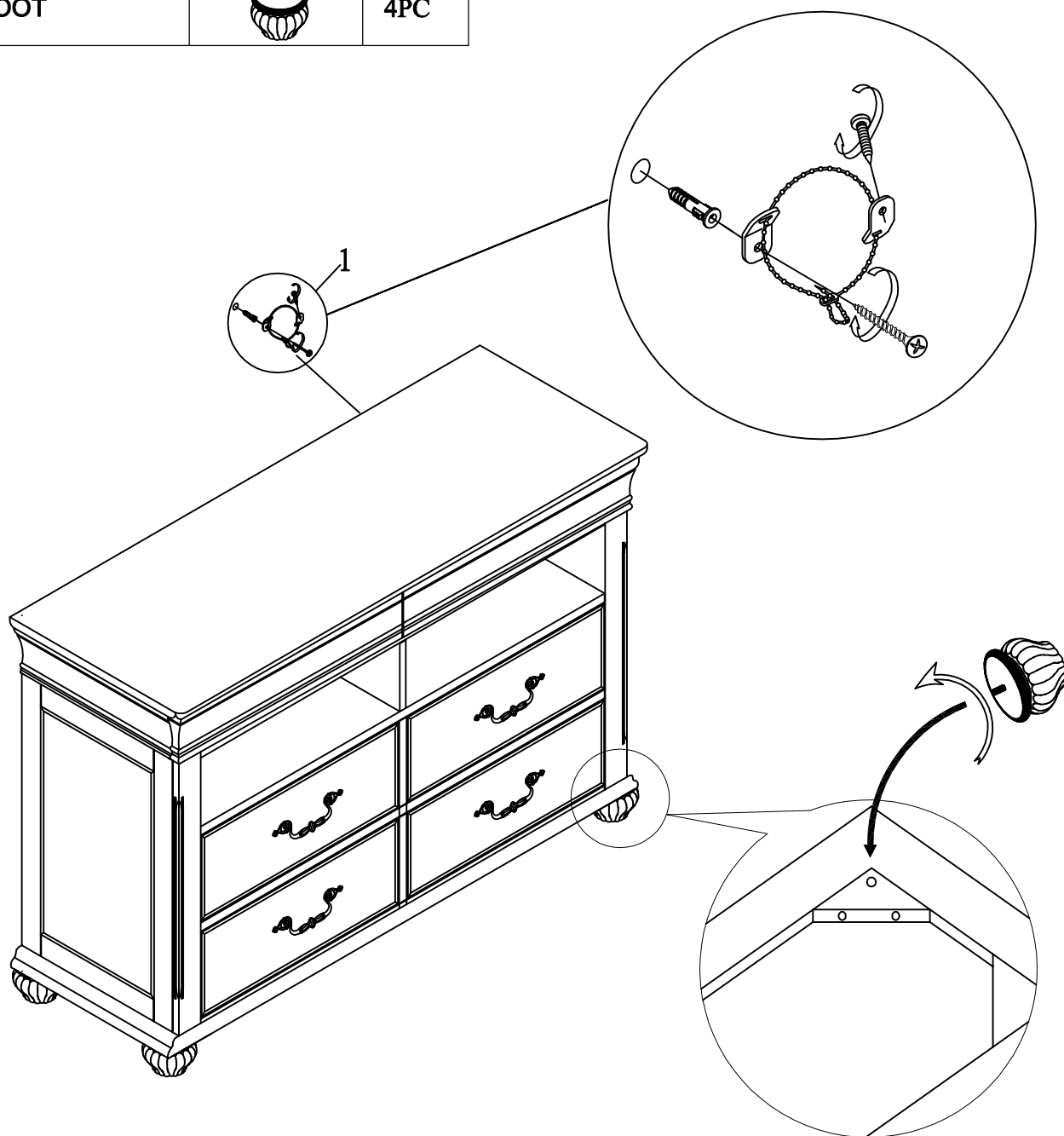


# ASSEMBLY INSTRUCTION

ITEM NO: B8650/B8651 - 078 MEDIA CONSOLE

**Thank you for purchasing this quality product. Be sure to check all packing material carefully for small parts that may have come loose inside the carton during shipment.**

| PART LIST |             |   |      | HARDWARE LIST |                   |   |      |      |
|-----------|-------------|---|------|---------------|-------------------|---|------|------|
| NO.       | Description | Sketch  | Q'ty | NO.           | Description       | Sketch  | Size | Q'ty |
| A         | CHEST       |  | 1PC  | 1             | TIPPING RESTRAINT |  |      | 1SET |
| B         | FOOT        |  | 4PC  |               |                   |   |      |      |






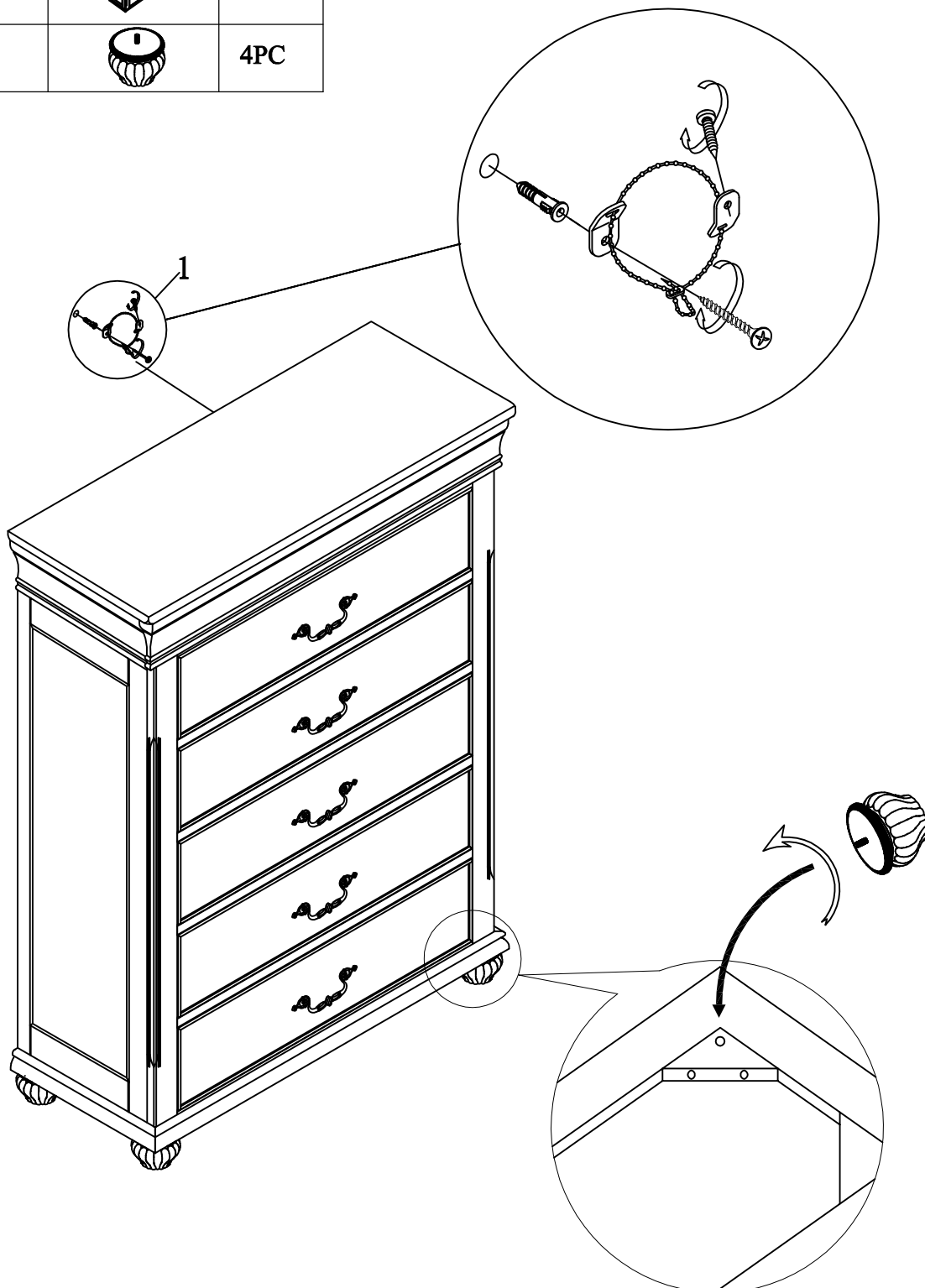


# ASSEMBLY INSTRUCTION

ITEM NO: B8650/B8651 - 070 CHEST

**Thank you for purchasing this quality product. Be sure to check all packing material carefully for small parts that may have come loose inside the carton during shipment.**

| PART LIST |             |   |      | HARDWARE LIST |                   |   |      |      |
|-----------|-------------|---|------|---------------|-------------------|---|------|------|
| NO.       | Description | Sketch  | Q'ty | NO.           | Description       | Sketch  | Size | Q'ty |
| A         | CHEST       |  | 1PC  | 1             | TIPPING RESTRAINT |  |      | 1SET |
| B         | FOOT        |  | 4PC  |               |                   |   |      |      |






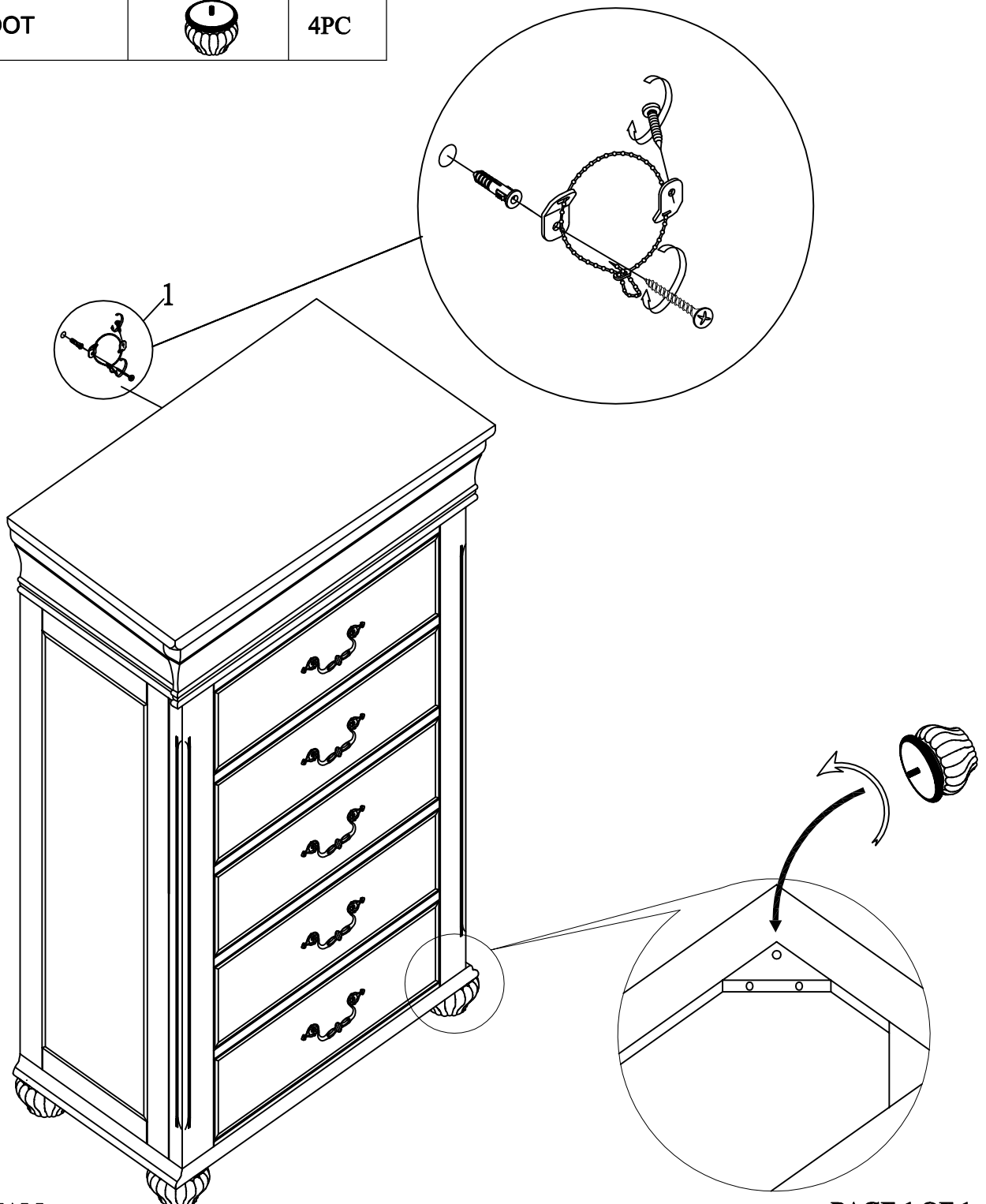


# ASSEMBLY INSTRUCTION

ITEM NO: B8650/B8651 - 074 LIFT TOP LINGERIE CHEST

**Thank you for purchasing this quality product. Be sure to check all packing material carefully for small parts that may have come loose inside the carton during shipment.**

| PART LIST |                |   |      | HARDWARE LIST |                   |   |      |      |
|-----------|----------------|---|------|---------------|-------------------|---|------|------|
| NO.       | Description    | Sketch  | Q'ty | NO.           | Description       | Sketch  | Size | Q'ty |
| A         | LINGERIE CHEST |  | 1PC  | 1             | TIPPING RESTRAINT |  |      | 1SET |
| B         | FOOT           |  | 4PC  |               |                   |   |      |      |







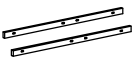






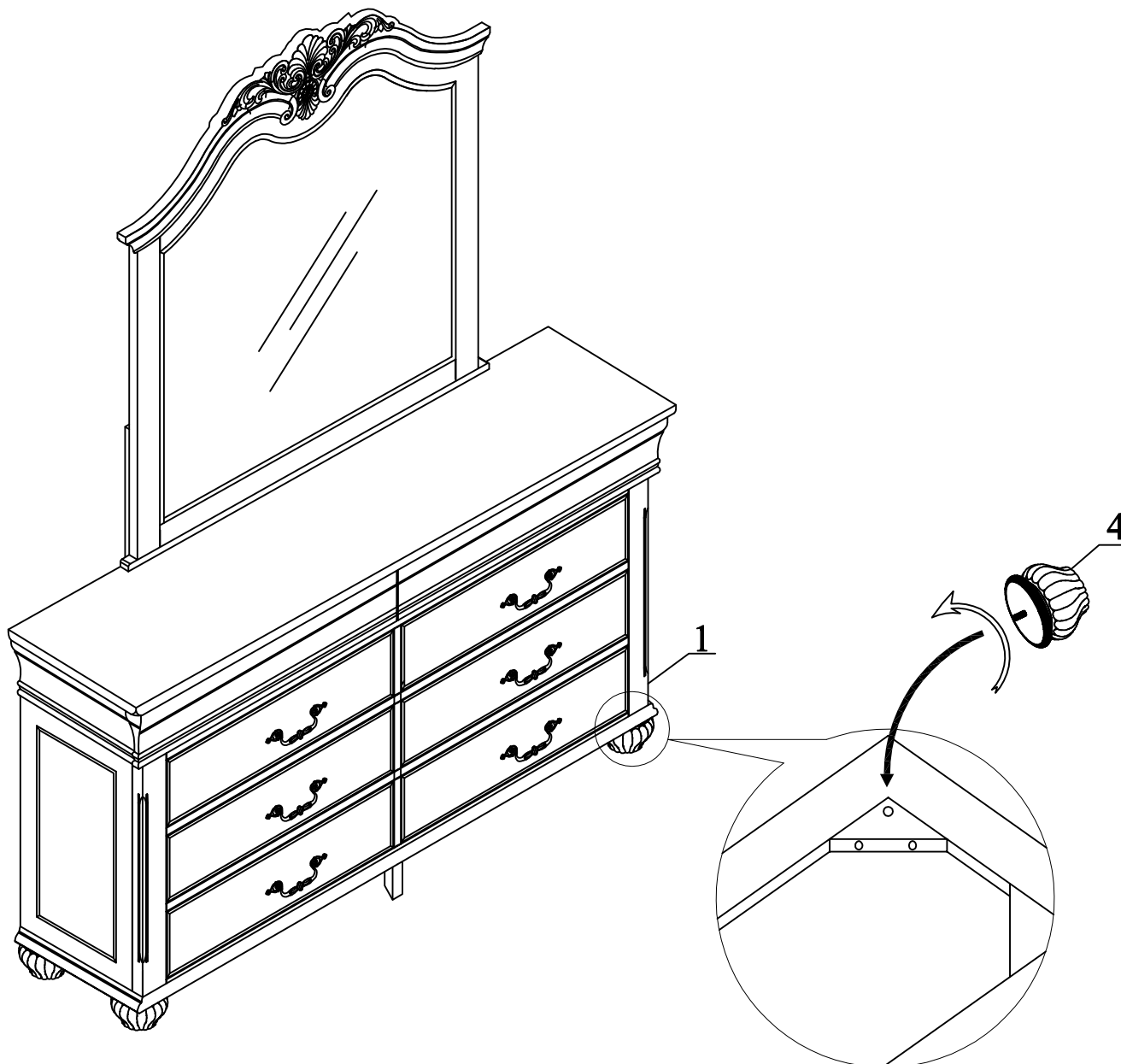
# ASSEMBLY INSTRUCTION

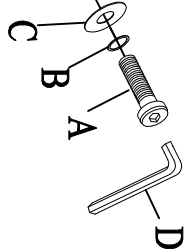
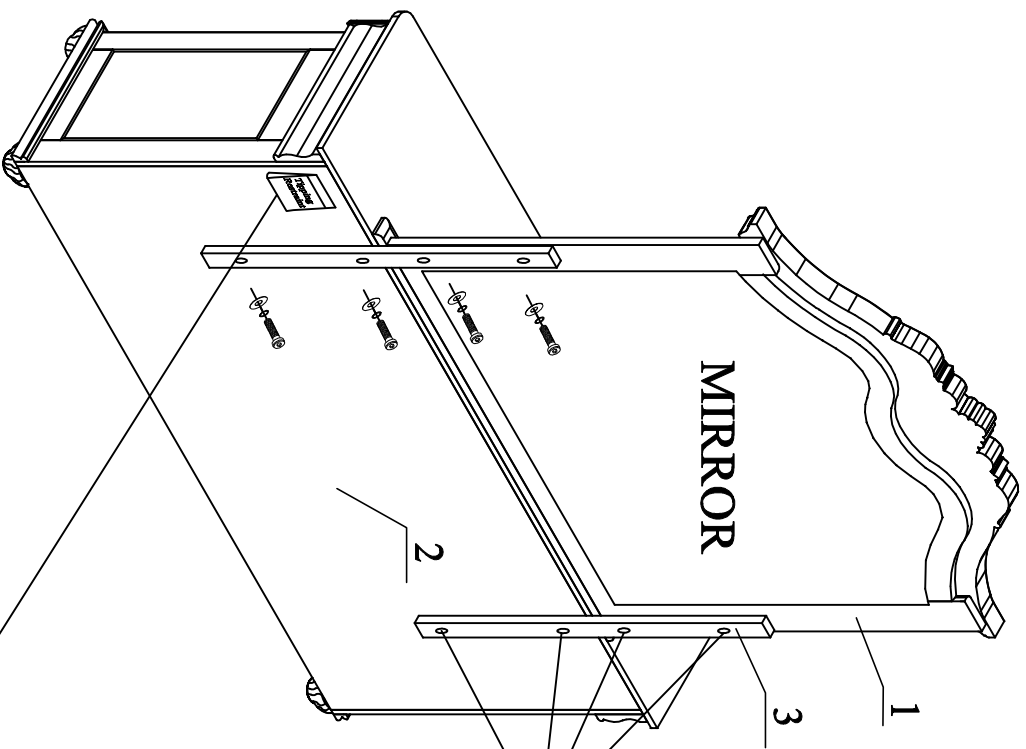
ITEM NO: B8650/B8651 - 050 DRESSER & B8650/B8651 - 060 MIRROR

**Thank you for purchasing this quality product. Be sure to check all packing material carefully for small parts that may have come loose inside the carton during shipment.**

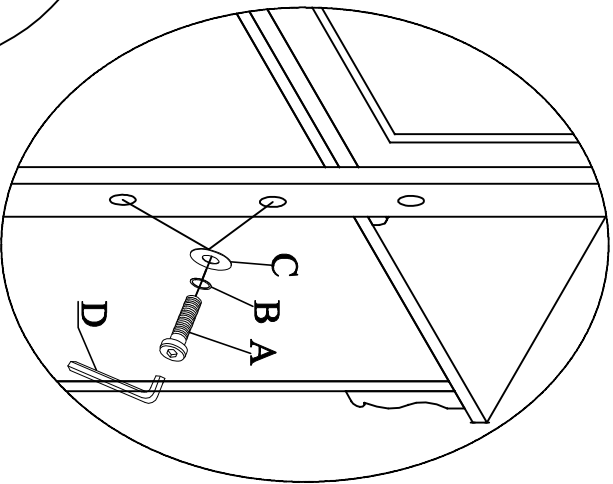
Hardware bag packed with Mirror.

| PART LIST |   |   |      | HARDWARE LIST |                   |   |               |      |
|-----------|---|---|------|---------------|-------------------|---|---------------|------|
| NO.       | Description                             | Sketch  | Q'ty | NO.           | Description       | Sketch  | Size          | Q'ty |
| 1         | MIRROR                                  |  | 1PC  | A             | BOLT              |  | Ø1/4"*35mm    | 6PCS |
| 2         | DRESSER                                 |  | 1PC  | B             | SPRING WASHER     |  | Ø1/4"*10D*1.1 | 6PCS |
| 3         | MIRROR SUPPORTS<br>(PACKED WITH MIRROR) |  | 2PCS | C             | FLAT WASHER       |  | 1/4"*22D*2    | 6PCS |
| 4         | FOOT                                    |  | 4PC  | D             | ALLEN KEY         |  | 4mm           | 1PC  |
|           |   |   |      | E             | TIPPING RESTRAINT |  |               | 1SET |

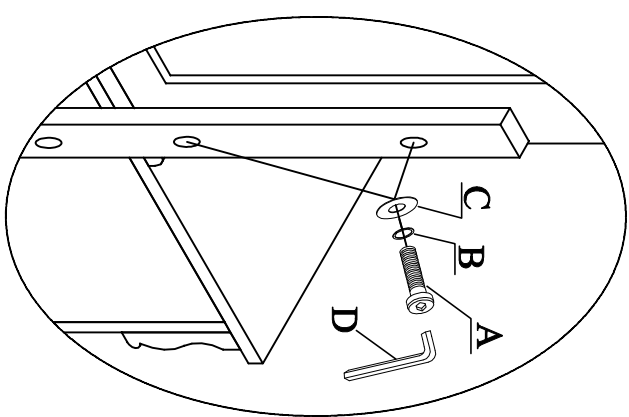




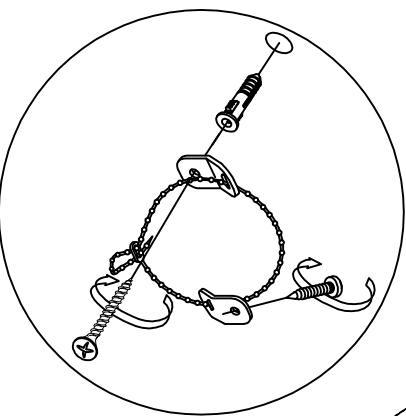
Step 1



Step 2



Step 3





# ASSEMBLY INSTRUCTION

ITEM NO: B8650/B8651 - 110 6/6-6/0 K HEADBOARD  
 B8650/B8651 - 120 6/6-6/0 K FOOTBOARD  
 B8650/B8651 - 130 6/6 EK RAILS AND SLATS  
 B8650/B8651 - 230 6/0 WK RAILS AND SLATS

**Thank you for purchasing this quality product. Be sure to check all packing material carefully for small parts that may have come loose inside the carton during shipment.**

## TOOLS REQUIRED (NOT PROVIDED)

PHILLIPS SCREWDRIVER



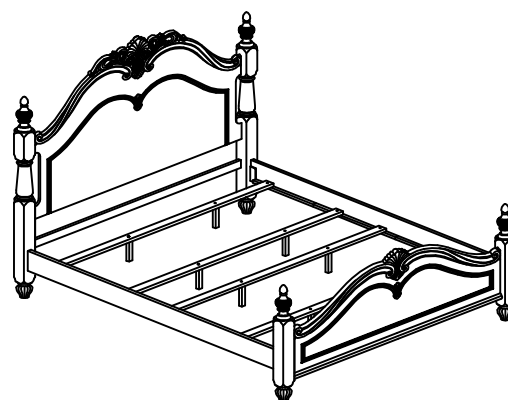
Hardware bag packed with headboard

## PART LIST

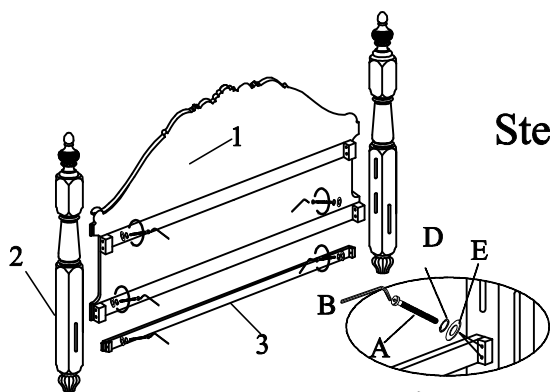
| NO. | Description           | Sketch | Q'ty |
|-----|-----------------------|--------|------|
| 1   | HEADBOARD             |        | 1PC  |
| 2   | HEADBOARD POST (L&R)  |        | 2PCS |
| 3   | HEADBOARD BOTTOM RAIL |        | 1PC  |
| 4   | FOOTBOARD             |        | 1PC  |
| 5   | FOOTBOARD POST (L&R)  |        | 2PCS |
| 6   | SIDE RAIL             |        | 2PCS |
| 7   | SLAT                  |        | 4PCS |
| 8   | SUPPORT LEG           |        | 8PCS |

## HARDWARE LIST

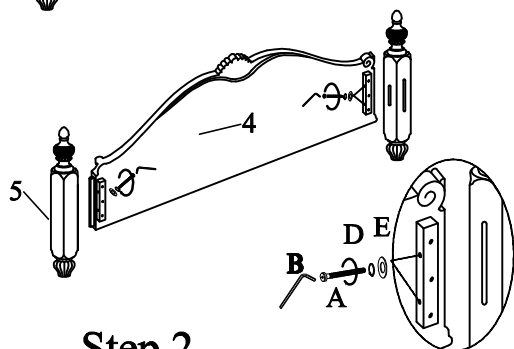
| NO. | Description   | Sketch | Size          | Q'ty  |
|-----|---------------|--------|---------------|-------|
| A   | BOLT          |        | 5/16"*45mm    | 14PCS |
| B   | ALLEN KEY     |        | 4mm           | 1PC   |
| C   | WOOD SCREW    |        | 25mm          | 8PCS  |
| D   | SPRING WASHER |        | 5/16"*12D*1.1 | 14PCS |
| E   | FLAT WASHER   |        | 5/16"*19D*2   | 14PCS |



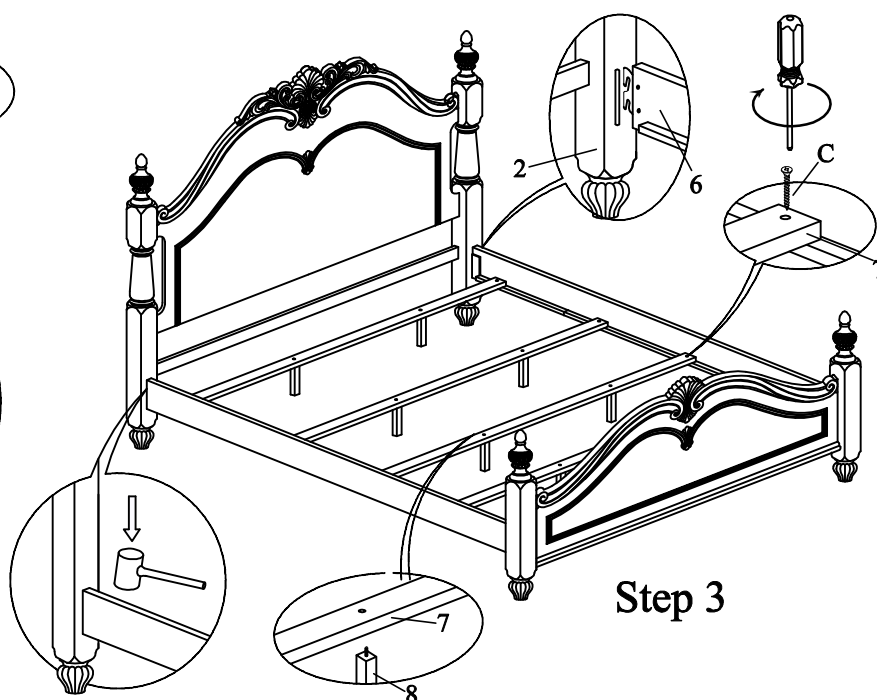
## Step 1



## Step 2



## Step 3





# ASSEMBLY INSTRUCTION

ITEM NO: B8650/B8651 - 310 5/0 Q HEADBOARD  
 B8650/B8651 - 320 5/0 Q FOOTBOARD  
 B8650/B8651 - 330 5/0 Q RAILS AND SLATS

**Thank you for purchasing this quality product. Be sure to check all packing material carefully for small parts that may have come loose inside the carton during shipment.**

## TOOLS REQUIRED (NOT PROVIDED)

PHILLIPS SCREWDRIVER



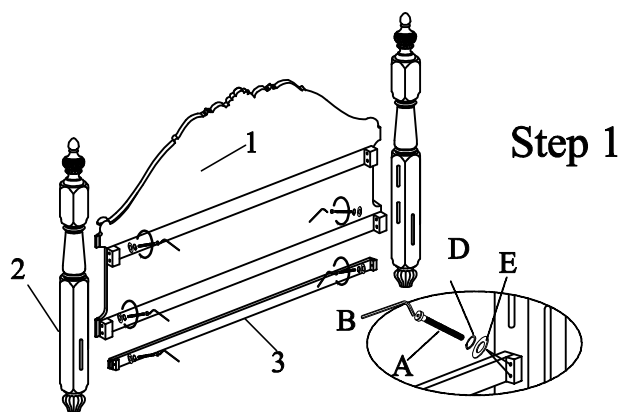
Hardware bag packed with headboard

## PART LIST

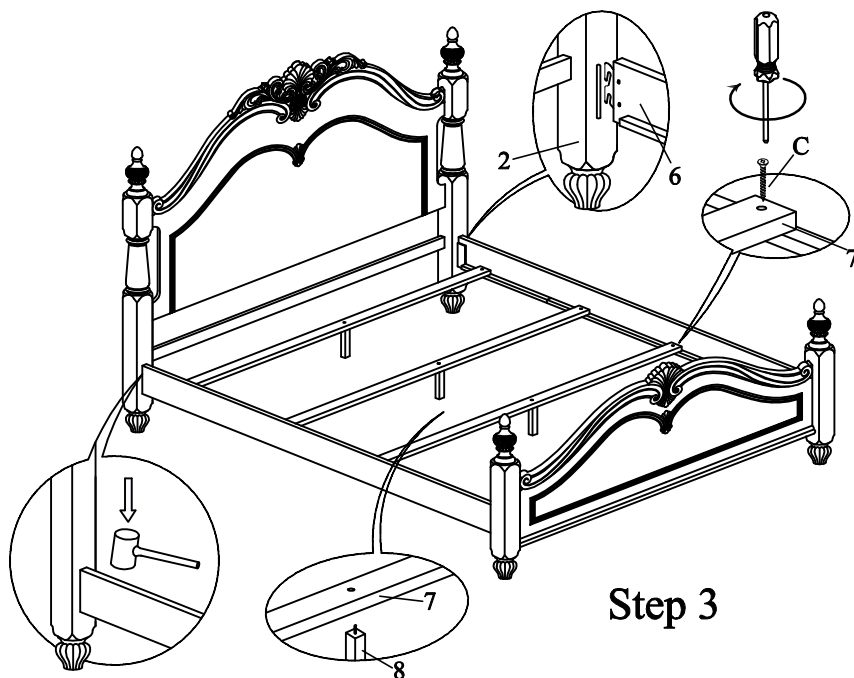
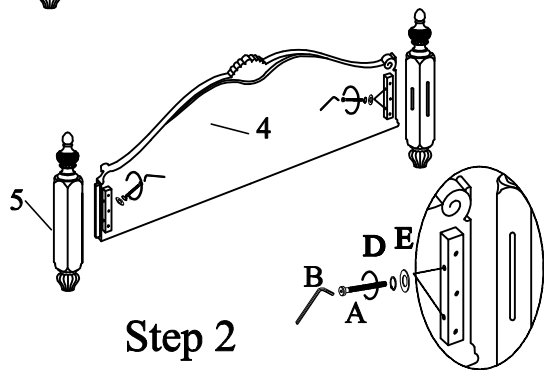
| NO. | Description           | Sketch | Q'ty |
|-----|-----------------------|--------|------|
| 1   | HEADBOARD             |        | 1PC  |
| 2   | HEADBOARD POST (L&R)  |        | 2PCS |
| 3   | HEADBOARD BOTTOM RAIL |        | 1PC  |
| 4   | FOOTBOARD             |        | 1PC  |
| 5   | FOOTBOARD POST (L&R)  |        | 2PCS |
| 6   | SIDE RAIL             |        | 2PCS |
| 7   | SLAT                  |        | 3PCS |
| 8   | SUPPORT LEG           |        | 3PCS |

## HARDWARE LIST

| NO. | Description   | Sketch | Size          | Q'ty  |
|-----|---------------|--------|---------------|-------|
| A   | BOLT          |        | 5/16"*45mm    | 14PCS |
| B   | ALLEN KEY     |        | 4mm           | 1PC   |
| C   | WOOD SCREW    |        | 25mm          | 6PCS  |
| D   | SPRING WASHER |        | 5/16"*12D*1.1 | 14PCS |
| E   | FLAT WASHER   |        | 5/16"*19D*2   | 14PCS |



Step 2



Step 3





# ASSEMBLY INSTRUCTION

ITEM NO: B8650/B8651 - 410 4/6 FULL HEADBOARD  
 B8650/B8651 - 420 4/6 FULL FOOTBOARD  
 B8650/B8651 - 430 4/6 FULL RAILS AND SLATS

**Thank you for purchasing this quality product. Be sure to check all packing material carefully for small parts that may have come loose inside the carton during shipment.**

## TOOLS REQUIRED (NOT PROVIDED)

PHILLIPS SCREWDRIVER



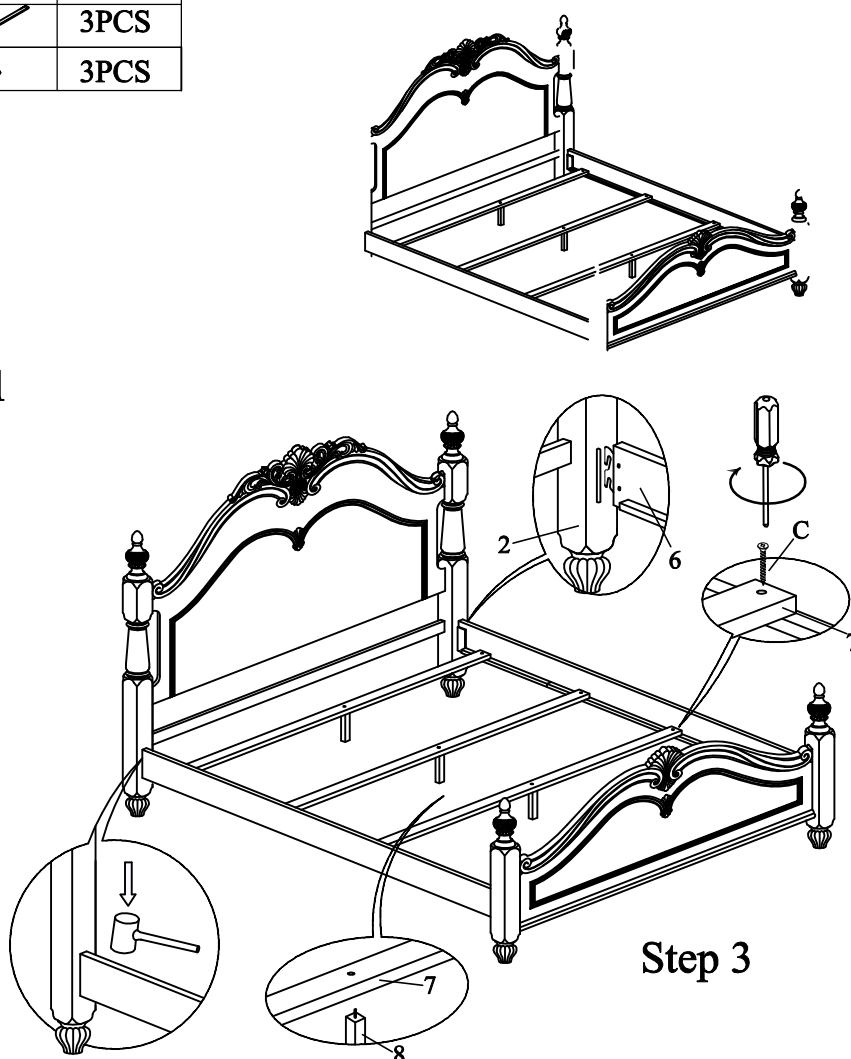
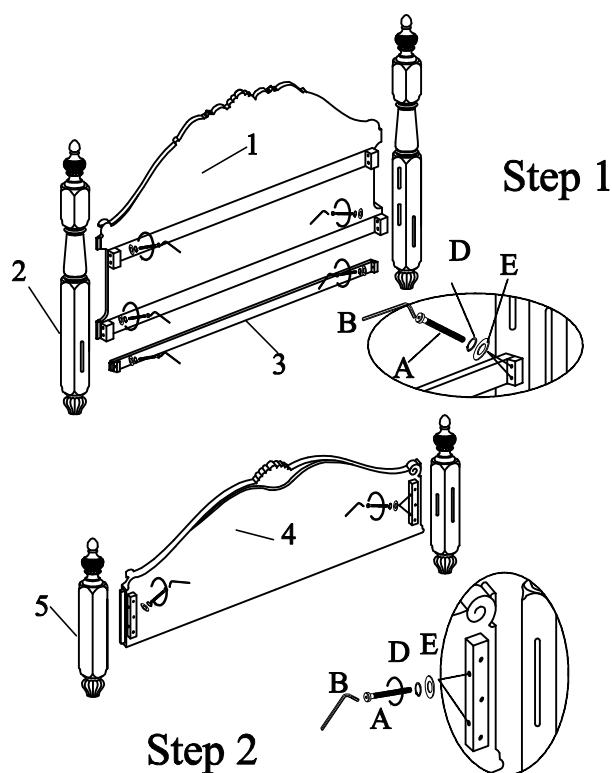
Hardware bag packed with headboard

## PART LIST

| NO. | Description           | Sketch | Q'ty |
|-----|-----------------------|--------|------|
| 1   | HEADBOARD             |        | 1PC  |
| 2   | HEADBOARD POST (L&R)  |        | 2PCS |
| 3   | HEADBOARD BOTTOM RAIL |        | 1PC  |
| 4   | FOOTBOARD             |        | 1PC  |
| 5   | FOOTBOARD POST (L&R)  |        | 2PCS |
| 6   | SIDE RAIL             |        | 2PCS |
| 7   | SLAT                  |        | 3PCS |
| 8   | SUPPORT LEG           |        | 3PCS |

## HARDWARE LIST

| NO. | Description   | Sketch | Size          | Q'ty  |
|-----|---------------|--------|---------------|-------|
| A   | BOLT          |        | 5/16"*45mm    | 14PCS |
| B   | ALLEN KEY     |        | 4mm           | 1PC   |
| C   | WOOD SCREW    |        | 25mm          | 6PCS  |
| D   | SPRING WASHER |        | 5/16"*12D*1.1 | 14PCS |
| E   | FLAT WASHER   |        | 5/16"*19D*2   | 14PCS |





# ASSEMBLY INSTRUCTION

ITEM NO: B8650/B8651 - 510 3/3 TWIN HEADBOARD  
 B8650/B8651 - 520 3/3 TWIN FOOTBOARD  
 B8650/B8651 - 530 3/3 TWIN RAILS AND SLATS

**Thank you for purchasing this quality product. Be sure to check all packing material carefully for small parts that may have come loose inside the carton during shipment.**

## TOOLS REQUIRED (NOT PROVIDED)

PHILLIPS SCREWDRIVER



Hardware bag packed with headboard

## PART LIST

| NO. | Description           | Sketch | Q'ty |
|-----|-----------------------|--------|------|
| 1   | HEADBOARD             |        | 1PC  |
| 2   | HEADBOARD POST (L&R)  |        | 2PCS |
| 3   | HEADBOARD BOTTOM RAIL |        | 1PC  |
| 4   | FOOTBOARD             |        | 1PC  |
| 5   | FOOTBOARD POST (L&R)  |        | 2PCS |
| 6   | SIDE RAIL             |        | 2PCS |
| 7   | SLAT                  |        | 3PCS |

## HARDWARE LIST

| NO. | Description   | Sketch | Size          | Q'ty  |
|-----|---------------|--------|---------------|-------|
| A   | BOLT          |        | 5/16"*45mm    | 14PCS |
| B   | ALLEN KEY     |        | 4mm           | 1PC   |
| C   | SPRING WASHER |        | 5/16"*12D*1.1 | 14PCS |
| D   | FLAT WASHER   |        | 5/16"*19D*2   | 14PCS |
| E   | WOOD SCREW    |        | 25mm          | 6PCS  |

