



**INSTRUCTIONS D'ASSEMBLAGE**  
**ASSEMBLY INSTRUCTIONS**

---

**M**ONARCH  
SPECIALTIES INC.

**I 7237**

---

**ETAGERE -**  
**60"H / TAUPE FONCE / METAL NOIR**

**BOOKCASE -**  
**60"H / DARK TAUPE / BLACK METAL**





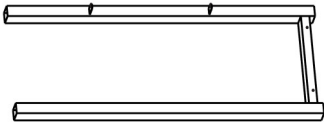
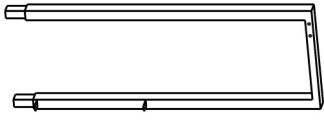

**POUR DE L'ASSISTANCE OU POUR COMMANDER  
DES PIÈCES CONTACTEZ NOTRE DÉPARTEMENT  
DE SERVICE À LA CLIENTÈLE.**

**FOR ASSISTANCE OR TO ORDER PARTS  
CONTACT OUR CUSTOMER SERVICE DEPARTMENT**



**[WWW.MONARCHSERVICE.COM](http://WWW.MONARCHSERVICE.COM)**

---

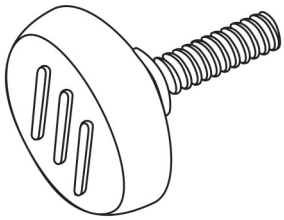


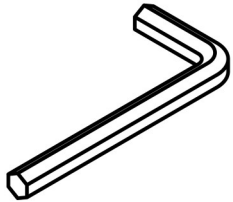
**LISTE DES PIÈCES**  
**PARTS LIST**

PIÈCE / PART #	IMAGE	DESCRIPTION	QTY / QTÉ
1		<p>BOTTOM FRAME CADRE DU BAS</p>	1
2		<p>TOP FRAME CADRE DE SURFACE</p>	1
3		<p>BOTTOM FRAME CADRE DU BAS</p>	1
4		<p>TOP FRAME CADRE DE SURFACE</p>	1
5		<p>SUPPORT LEG PATTE DE SOUTIEN</p>	2

**LISTE DES PIÈCES**  
**PARTS LIST**

PIÈCE / PART #	IMAGE	DESCRIPTION	QTY / QTÉ
6		SUPPORT LEG PATTE DE SOUTIEN	2
7		SHELF PANEL PANNEAU DE TABLETTE	4

**LISTE DES PIÈCES DE MONTAGE**  
**HARDWARE LIST**

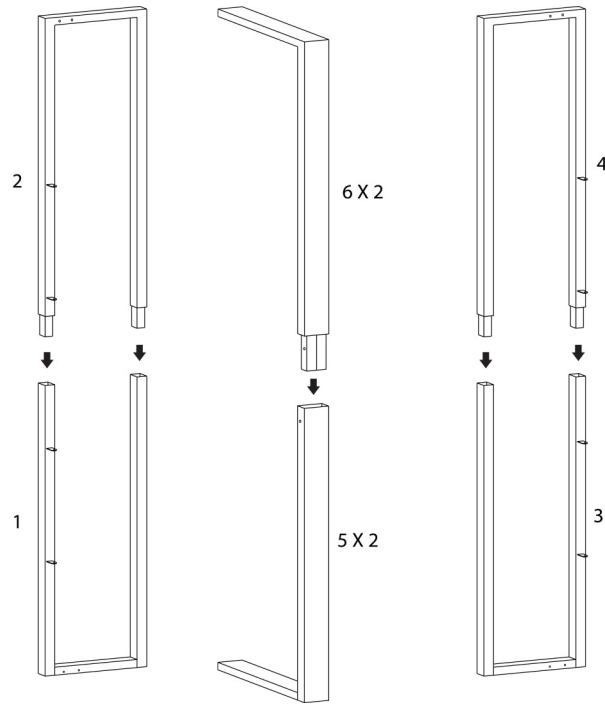
PIÈCE / PART #	IMAGE	DESCRIPTION	QTY / QTÉ
A		ADJUSTABLE LEG - Ø 1/4" X 3/4"  PATTE AJUSTABLE - Ø 1/4" X 3/4"	6
B		ASSEMBLING BOLT - Ø 1/4" X 1/2"  BOULON D'ASSEMBLAGE - Ø 1/4" X 1/2"	24
C		ASSEMBLING BOLT - Ø 1/4" X 1 1/2"  BOULON D'ASSEMBLAGE - Ø 1/4" X 1 1/2"	8
D		HEX KEY  CLÉ HEXAGONALE	1



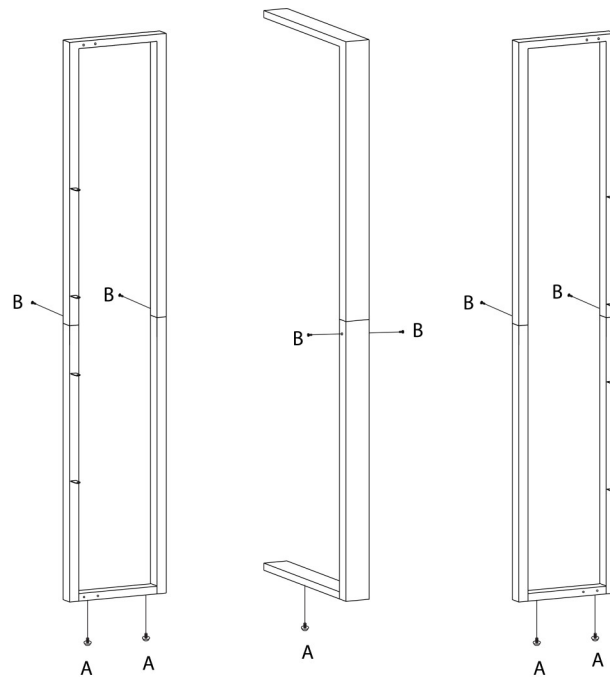
OUTIL DE VÉRIFICATION DE DIMENSIONS DES PIÈCES  
HARDWARE DIMENSIONS VERIFICATION TOOL



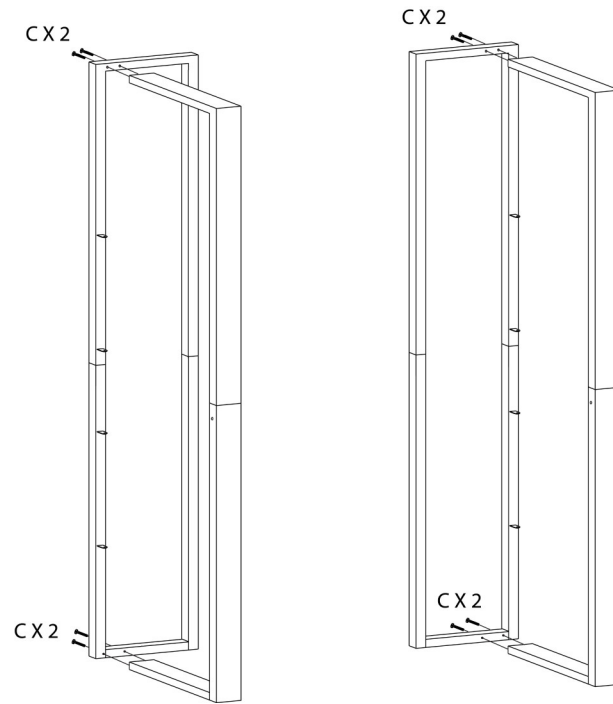
ÉTAPE / STEP 1



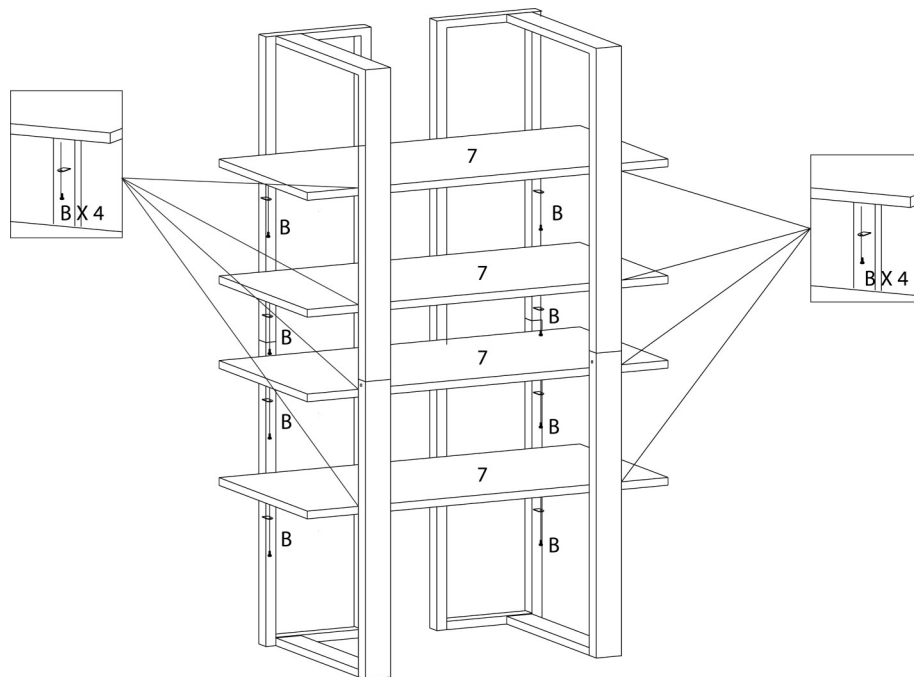
ÉTAPE / STEP 2



ÉTAPE / STEP 3



ÉTAPE / STEP 4



ÉTAPE / STEP 5

