



**INSTRUCTIONS D'ASSEMBLAGE**  
**ASSEMBLY INSTRUCTIONS**

---

**M**ONARCH  
SPECIALTIES INC.

# I 2016

---

**PATERE -**  
**72"H / STYLE CONTEMPORAIN METAL ESPRESSO**

**COAT RACK -**  
**72"H / ESPRESSO METAL CONTEMPORARY STYLE**


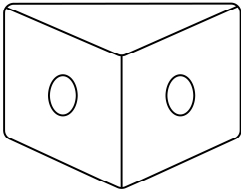


**POUR DE L'ASSISTANCE OU POUR COMMANDER  
DES PIÈCES CONTACTEZ NOTRE DÉPARTEMENT  
DE SERVICE À LA CLIENTÈLE.**

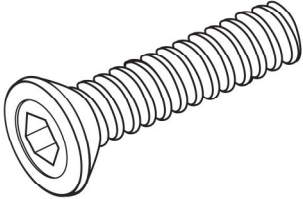
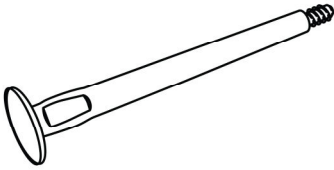
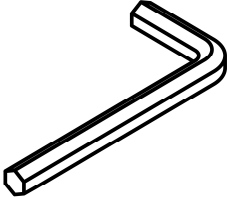
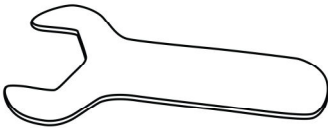
**FOR ASSISTANCE OR TO ORDER PARTS  
CONTACT OUR CUSTOMER SERVICE DEPARTMENT**

**WWW.MONARCHSERVICE.COM**

**LISTE DES PIÈCES**  
**PARTS LIST**

PIÈCE / PART #	IMAGE	DESCRIPTION	QTY / QTÉ
1		POST POTEAU	3
2		POST CONNECTOR CONNECTEUR DE POTEAU	2

**LISTE DES PIÈCES DE MONTAGE**  
**HARDWARE LIST**

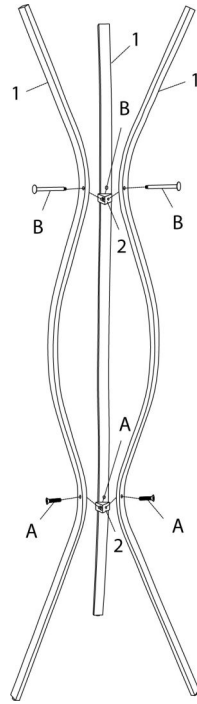
PIÈCE / PART #	IMAGE	DESCRIPTION	QTY / QTÉ
A		<p>ASSEMBLING BOLT - Ø1/4" X 3/4"</p> <p>BOULON D'ASSEMBLAGE - Ø1/4" X 3/4"</p>	3
B		<p>KNOB - Ø3/4" X 4"</p> <p>POIGNÉE - Ø3/4" X 4"</p>	3
C		<p>HEX KEY CLÉ HEXAGONALE</p>	1
D		<p>SPANNER CLÉ ANGLAISE</p>	1



OUTIL DE VÉRIFICATION DE DIMENSIONS DES PIÈCES  
HARDWARE DIMENSIONS VERIFICATION TOOL



ÉTAPE / STEP 1



ÉTAPE / STEP 2

