



**INSTRUCTIONS D'ASSEMBLAGE**  
**ASSEMBLY INSTRUCTIONS**

---

**M**ONARCH  
SPECIALTIES INC.

# I 2012

---

**PATERE -**  
**73"H / TRADITIONNELLE BOIS MASSIF CHENE**

**COAT RACK -**  
**73"H / OAK WOOD TRADITIONAL STYLE**

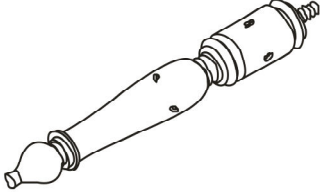

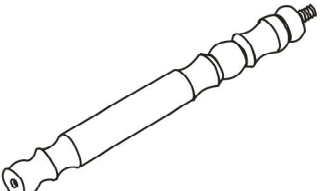




**POUR DE L'ASSISTANCE OU POUR COMMANDER  
DES PIÈCES CONTACTEZ NOTRE DÉPARTEMENT  
DE SERVICE À LA CLIENTÈLE.**



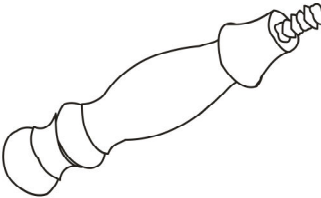
**FOR ASSISTANCE OR TO ORDER PARTS  
CONTACT OUR CUSTOMER SERVICE DEPARTMENT**

**WWW.MONARCHSERVICE.COM**

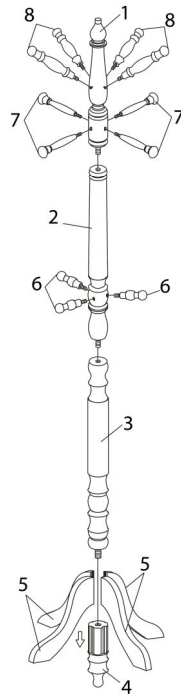
**LISTE DES PIÈCES**  
**PARTS LIST**

PIÈCE / PART #	IMAGE	DESCRIPTION	QTY / QTÉ
1		UPPER POST POTEAU SUPÉRIEUR	1
2		CENTER POST POTEAU DU CENTRE	1
3		BOTTOM POST POTEAU DU BAS	1
4		POST / LEG ATTACHMENT POTEAU / ATTACHE PATTE	1
5		LEG PATTE	4

**LISTE DES PIÈCES**  
**PARTS LIST**

PIÈCE / PART #	IMAGE	DESCRIPTION	QTY / QTÉ
6		<p>HOOK (SMALL) CROCHET (PETIT)</p>	3
7		<p>HOOK (MEDIUM) CROCHET (MOYEN)</p>	4
8		<p>HOOK (LARGE) CROCHET (GRAND)</p>	4

ÉTAPE / STEP 1



ÉTAPE / STEP 2

