

# HOWARD MILLER

*Enhancing life at home.™*



# HOWARD MILLER

Our line of finely crafted furnishings offers what you need to take your home entertainment up a notch, organize your home, or display what is precious to you. You'll find beautiful cabinetry, elegant finishes, and innovative features from top to bottom.

For full product descriptions  
and to view the entire Howard Miller line,  
visit [www.howardmiller.com](http://www.howardmiller.com)



## Featured on the cover:

Tyler Curio Cabinet  
680-537 (p 38)

83" TV Console  
TS83P-VK-3F-3F-9F (p 6)

Piedmont VII Wine & Bar Cabinet  
690-048 (p 67)

## INSIDE THIS CATALOG:

### Custom Storage ..... 1-24

- TV Consoles ..... 2
- Extra Tall TV Consoles ..... 7
- Fireplace TV Consoles ..... 10
- Extra Tall Fireplace TV Consoles ..... 12
- Home Storage Cabinets ..... 16

### Curio Cabinets ..... 25-58

- Curio Cabinets ..... 26
- Corner Curio Cabinets ..... 46
- Console Curio Cabinets ..... 44
- Wall Curio Cabinets ..... 45
- Display Cabinets ..... 51
- Bookcases ..... 58

### Wine, Bar & Game Furnishings ..... 59-83

- Bars & Barstools ..... 60
- Wine & Bar Cabinets ..... 64
- Wine & Bar Consoles ..... 72
- Wine & Bar Accessories ..... 80
- Pub & Game Furnishings ..... 81

### Wood Finishes ..... 84-87

### Wood Finish Levels of Distressing ..... 88

### Index ..... 89

## DEALER SERVICES

### DEALER SERVICES WEBSITE for Howard Miller Dealers

Check inventory, place an order, check an order. This secure, password-protected website gives you access to all of your pertinent account information 24/7.

VISIT: <http://services.howardmiller.com>

### ORDER VIA EMAIL for Howard Miller Dealers

Place an order by sending an email to Howard Miller's customer service. NOTE: This email address is dedicated to orders only.

EMAIL: [orderdesk@howardmiller.com](mailto:orderdesk@howardmiller.com)

### TOLL-FREE ORDER FAX SERVICE for Howard Miller Dealers

Don't call it in, fax it in. Place an order using Howard Miller's toll-free number. NOTE: This fax line is dedicated to orders only.

FAX: 1-877-673-3739

### TOLL-FREE MILLER QUICK RESPONSE for Howard Miller Dealers

Now you can check product availability 24 hours a day! Give your customers instant answers, toll free.

CALL: 1-877-462-3228

### ADVERTISING AND MARKETING MATERIALS for Howard Miller Dealers

It's FREE and IMMEDIATE—Save money and time. It's never been easier to advertise your business. Just access [gallery.howardmiller.com](http://gallery.howardmiller.com) for the complete line of Howard Miller digital product images ready for use in your own advertising. Choose file formats that are approved for high-resolution color printing or low-resolution internet use.

VISIT: <http://gallery.howardmiller.com>

### INVENTORY APP FOR MOBILE DEVICES for Howard Miller Dealers

Download our app to check stock, find a service center and answer common questions.





# CUSTOM TV CONSOLES

Customization Instructions.....	2
46" Wide .....	3
63" Wide .....	4
72" Wide .....	5
83" Wide .....	6
46" Wide / Extra Tall.....	7
63" Wide / Extra Tall.....	7
72" Wide / Extra Tall .....	8
83" Wide / Extra Tall.....	8
TV Console Specs .....	9



As shown:  
TS83P-VK-3F-3F-9F

## CUSTOM TV CONSOLE COMMON FEATURES

Look for these common features throughout pages 2-9

### Made in the USA



### Quality Furniture Construction

Made with select hardwoods and veneers.

### Multiple Finish Options

Nine finish options available.

### Soft-close Doors

Choice of door style and hardware option if applicable.

### Drawers with Metal Drawer Glides

Choice of drawer style and hardware option if applicable.

### Adjustable Shelves with Metal Clips

Our cabinets come with multiple holes to maximize shelf adjustment. One shelf behind each door.

### Adjustable Floor Levelers

Height adjustable feet provide stability on uneven and carpeted surfaces.

	33" TALL	41" EXTRA TALL
46" WIDE		
63" WIDE		
72" WIDE		
83" WIDE		



# HOWARD MILLER CUSTOM TV CONSOLES

- 46", 63", 72", and 83" WIDE TV CONSOLES
- MULTIPLE FINISH OPTIONS
- CHOICE OF DOOR, DRAWER AND HARDWARE STYLES
- QUICKLY DELIVERED TO YOUR HOME

## CUSTOMIZE A TV CONSOLE IN 4 EASY STEPS

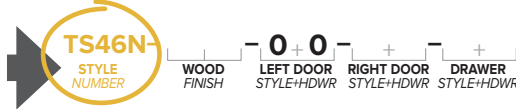
Example shown  
is style number  
TS46N-NC-00-5A-9E



step  
1

## PICK A STYLE

Begin by selecting a TV Console Style  
by its unique STYLE NUMBER.



N



step  
2

## PICK A WOOD FINISH

Enter a 2-letter WOOD FINISH code next to  
the style number in the spaces provided.  
(go to page 31 to see larger swatch)



step  
3

## PICK A DOOR STYLE & HARDWARE

If applicable with your selected TV Console, choose a  
DOOR STYLE and a HARDWARE STYLE and enter the  
corresponding code into the spaces provided.





\*NOTE: A TV Console with doors may have one or two door style  
choices. Refer to the illustration for the positions of the doors;  
choose any door style. If there is NO DOOR, enter "00".

00 NO DOOR  
IN THIS SPACE

### WOOD DOOR OPTIONS



### GLASS DOOR OPTIONS



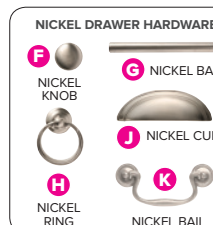
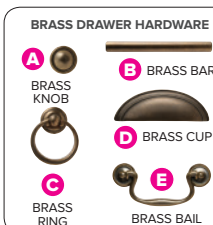
step  
4

## PICK A DRAWER STYLE & HARDWARE

If applicable with your selected TV Console, choose a  
DRAWER STYLE and a HARDWARE STYLE and enter the  
corresponding code into the spaces provided.



\*NOTE: A TV Console with drawers has one drawer style choice.  
If there is NO DRAWER, enter "00".





# 46" WIDE TV CONSOLES



OVERALL DIMENSIONS:  
W 46.25" (117 cm) x D 17.5" (45 cm) x H 33" (84 cm)  
(see diagrams on page 9)

## HOW TO CREATE A PART NUMBER:

Start with the style number below the selected style. Add custom options in the appropriate spaces. See page 2 for custom options.

**TS46A-** ES - 5 F - 5 F - 0 0  
STYLE WOOD LEFT DOOR RIGHT DOOR DRAWER  
NUMBER FINISH STYLE+HDWR STYLE+HDWR STYLE+HDWR

**BEST  
SELLER**

As shown:  
TS46A-ES-5F-5F-00



## QUICK REFERENCE GUIDE

(see page 2 for instructions on customizing a TV Console)

### WOOD FINISHES

AV Antique Vanilla AB Antique Black CA Camden Oak  
ES Espresso VK Ivory Oak KH Khaki  
NC Newport Cherry OY Oyster Gray Oak SC Saratoga Cherry

### DOOR STYLE + DOOR HARDWARE

#### DOOR STYLES

4 Beveled Panel Wood 2 Beveled Glass G Glass Pane III  
5 Inset Panel Wood 3 Glass Pane P Glass Pane IV  
1 Plain Glass 6 Glass Pane II X Glass Pane V  
00 No Door

#### HARDWARE OPTIONS

A Brass Knob F Nickel Knob L Iron Knob  
B Brass Bar G Nickel Bar M Iron Bar  
C Brass Ring H Nickel Ring N Iron Ring

### DRAWER STYLE + DRAWER HARDWARE

#### DRAWER STYLES

8 Flat Panel Drawer 9 Inset Panel Drawer 00 No Drawer

#### HARDWARE OPTIONS

A Brass Knob F Nickel Knob L Iron Knob  
B Brass Bar G Nickel Bar M Iron Bar  
C Brass Ring H Nickel Ring N Iron Ring  
D Brass Cup J Nickel Cup P Iron Cup  
E Brass Bail K Nickel Bail R Iron Bail

**A**



**TS46A-**         0 0  
STYLE WOOD LEFT DOOR RIGHT DOOR DRAWER  
NUMBER FINISH STYLE+HDWR STYLE+HDWR STYLE+HDWR

**B**



**TS46B-**         0 0  
STYLE WOOD LEFT DOOR RIGHT DOOR DRAWER  
NUMBER FINISH STYLE+HDWR STYLE+HDWR STYLE+HDWR

**C**



**TS46C-**              
STYLE WOOD LEFT DOOR RIGHT DOOR DRAWER  
NUMBER FINISH STYLE+HDWR STYLE+HDWR STYLE+HDWR

**D**



**TS46D-**              
STYLE WOOD LEFT DOOR RIGHT DOOR DRAWER  
NUMBER FINISH STYLE+HDWR STYLE+HDWR STYLE+HDWR

**E**



**TS46E-**              
STYLE WOOD LEFT DOOR RIGHT DOOR DRAWER  
NUMBER FINISH STYLE+HDWR STYLE+HDWR STYLE+HDWR

**F**



**TS46F-**              
STYLE WOOD LEFT DOOR RIGHT DOOR DRAWER  
NUMBER FINISH STYLE+HDWR STYLE+HDWR STYLE+HDWR

**G**



**TS46G-**              
STYLE WOOD LEFT DOOR RIGHT DOOR DRAWER  
NUMBER FINISH STYLE+HDWR STYLE+HDWR STYLE+HDWR

**H**



**TS46H-**              
STYLE WOOD LEFT DOOR RIGHT DOOR DRAWER  
NUMBER FINISH STYLE+HDWR STYLE+HDWR STYLE+HDWR

**K**



**TS46K-**              
STYLE WOOD LEFT DOOR RIGHT DOOR DRAWER  
NUMBER FINISH STYLE+HDWR STYLE+HDWR STYLE+HDWR

**L**



**TS46L-**              
STYLE WOOD LEFT DOOR RIGHT DOOR DRAWER  
NUMBER FINISH STYLE+HDWR STYLE+HDWR STYLE+HDWR

**N**



**TS46N-**              
STYLE WOOD LEFT DOOR RIGHT DOOR DRAWER  
NUMBER FINISH STYLE+HDWR STYLE+HDWR STYLE+HDWR

**P**



**TS46P-**              
STYLE WOOD LEFT DOOR RIGHT DOOR DRAWER  
NUMBER FINISH STYLE+HDWR STYLE+HDWR STYLE+HDWR

**T**



**TS46T-**              
STYLE WOOD LEFT DOOR RIGHT DOOR DRAWER  
NUMBER FINISH STYLE+HDWR STYLE+HDWR STYLE+HDWR

# 63" WIDE TV CONSOLES



OVERALL DIMENSIONS:  
W 63" (160 cm) x D 17.5" (45 cm) x H 33" (84 cm)  
(see diagrams on page 9)

## HOW TO CREATE A PART NUMBER:

Start with the style number below the selected style. Add custom options in the appropriate spaces. See page 2 for custom options.

**TS63K-** ES - XA - XA - 00  
STYLE NUMBER WOOD FINISH LEFT DOOR STYLE+HDWR RIGHT DOOR STYLE+HDWR DRAWER STYLE+HDWR

## QUICK REFERENCE GUIDE

(see page 2 for instructions on customizing a TV Console)

### WOOD FINISHES

**AV** Antique Vanilla **AB** Antique Black **CA** Camden Oak  
**ES** Espresso **VK** Ivory Oak **KH** Khaki  
**NC** Newport Cherry **OY** Oyster Gray Oak **SC** Saratoga Cherry

### DOOR STYLE + DOOR HARDWARE

#### DOOR STYLES

**4** Beveled Panel Wood **2** Beveled Glass **G** Glass Pane III  
**5** Inset Panel Wood **3** Glass Pane **P** Glass Pane IV  
**1** Plain Glass **6** Glass Pane II **X** Glass Pane V  
**00** No Door

#### HARDWARE OPTIONS

**A** Brass Knob **F** Nickel Knob **L** Iron Knob  
**B** Brass Bar **G** Nickel Bar **M** Iron Bar  
**C** Brass Ring **H** Nickel Ring **N** Iron Ring

### DRAWER STYLE + DRAWER HARDWARE

#### DRAWER STYLES

**8** Flat Panel Drawer **9** Inset Panel Drawer **00** No Drawer

#### HARDWARE OPTIONS

**A** Brass Knob **F** Nickel Knob **L** Iron Knob  
**B** Brass Bar **G** Nickel Bar **M** Iron Bar  
**C** Brass Ring **H** Nickel Ring **N** Iron Ring  
**D** Brass Cup **J** Nickel Cup **P** Iron Cup  
**E** Brass Bail **K** Nickel Bail **R** Iron Bail



As shown:  
TS63K-SC-XA-XA-00



**TS63A-** 00 - 00  
STYLE NUMBER WOOD FINISH LEFT DOOR STYLE+HDWR RIGHT DOOR STYLE+HDWR DRAWER STYLE+HDWR



**TS63B-** 00 - 00  
STYLE NUMBER WOOD FINISH LEFT DOOR STYLE+HDWR RIGHT DOOR STYLE+HDWR DRAWER STYLE+HDWR



**TS63C-** 00 - 00  
STYLE NUMBER WOOD FINISH LEFT DOOR STYLE+HDWR RIGHT DOOR STYLE+HDWR DRAWER STYLE+HDWR



**TS63D-** 00 - 00  
STYLE NUMBER WOOD FINISH LEFT DOOR STYLE+HDWR RIGHT DOOR STYLE+HDWR DRAWER STYLE+HDWR



**TS63E-** 00 - 00  
STYLE NUMBER WOOD FINISH LEFT DOOR STYLE+HDWR RIGHT DOOR STYLE+HDWR DRAWER STYLE+HDWR



**TS63F-** 00 - 00  
STYLE NUMBER WOOD FINISH LEFT DOOR STYLE+HDWR RIGHT DOOR STYLE+HDWR DRAWER STYLE+HDWR



**TS63G-** 00 - 00  
STYLE NUMBER WOOD FINISH LEFT DOOR STYLE+HDWR RIGHT DOOR STYLE+HDWR DRAWER STYLE+HDWR



**TS63H-** 00 - 00  
STYLE NUMBER WOOD FINISH LEFT DOOR STYLE+HDWR RIGHT DOOR STYLE+HDWR DRAWER STYLE+HDWR



**TS63K-** 00 - 00  
STYLE NUMBER WOOD FINISH OUTER DOORS STYLE+HDWR INNER DOOR STYLE+HDWR DRAWER STYLE+HDWR



**TS63P-** 00 - 00  
STYLE NUMBER WOOD FINISH LEFT DOOR STYLE+HDWR RIGHT DOOR STYLE+HDWR DRAWER STYLE+HDWR



**TS63T-** 00 - 00  
STYLE NUMBER WOOD FINISH OUTER DOORS STYLE+HDWR INNER DOOR STYLE+HDWR DRAWER STYLE+HDWR



# 72" WIDE TV CONSOLES



OVERALL DIMENSIONS:  
W 72.25" (183 cm) x D 17.5" (45 cm) x H 33" (84 cm)  
(see diagrams on page 9)

## HOW TO CREATE A PART NUMBER:

Start with the style number below the selected style. Add custom options in the appropriate spaces. See page 2 for custom options.

**TS72C-** **OY** - **P** **F** - **P** **F** - **8** **F**  
 STYLE WOOD LEFT DOOR RIGHT DOOR DRAWER  
 NUMBER FINISH STYLE+HDWR STYLE+HDWR STYLE+HDWR

## QUICK REFERENCE GUIDE

(see page 2 for instructions on customizing a TV Console)

### WOOD FINISHES

**AV** Antique Vanilla **AB** Antique Black **CA** Camden Oak  
**ES** Espresso **VK** Ivory Oak **KH** Khaki  
**NC** Newport Cherry **OY** Oyster Gray Oak **SC** Saratoga Cherry

### DOOR STYLE + DOOR HARDWARE

#### DOOR STYLES

**4** Beveled Panel Wood **2** Beveled Glass **G** Glass Pane III  
**5** Inset Panel Wood **3** Glass Pane **P** Glass Pane IV  
**1** Plain Glass **6** Glass Pane II **X** Glass Pane V  
**00** No Door

#### HARDWARE OPTIONS

**A** Brass Knob **F** Nickel Knob **L** Iron Knob  
**B** Brass Bar **G** Nickel Bar **M** Iron Bar  
**C** Brass Ring **H** Nickel Ring **N** Iron Ring

### DRAWER STYLE + DRAWER HARDWARE

#### DRAWER STYLES

**8** Flat Panel Drawer **9** Inset Panel Drawer **00** No Drawer

#### HARDWARE OPTIONS

**A** Brass Knob **F** Nickel Knob **L** Iron Knob  
**B** Brass Bar **G** Nickel Bar **M** Iron Bar  
**C** Brass Ring **H** Nickel Ring **N** Iron Ring  
**D** Brass Cup **J** Nickel Cup **P** Iron Cup  
**E** Brass Bail **K** Nickel Bail **R** Iron Bail



As shown:  
TS72C-OY-PF-PF-8F



As shown: TS72C-SC-4A-4A-9D  
(shown on cover)



**TS72A-** **0** **0**  
 STYLE WOOD LEFT DOOR RIGHT DOOR DRAWER  
 NUMBER FINISH STYLE+HDWR STYLE+HDWR STYLE+HDWR



**TS72B-** **0** **0**  
 STYLE WOOD LEFT DOOR RIGHT DOOR DRAWER  
 NUMBER FINISH STYLE+HDWR STYLE+HDWR STYLE+HDWR



**TS72C-** **0** **0**  
 STYLE WOOD LEFT DOOR RIGHT DOOR DRAWER  
 NUMBER FINISH STYLE+HDWR STYLE+HDWR STYLE+HDWR



**TS72D-** **0** **0**  
 STYLE WOOD LEFT DOOR RIGHT DOOR DRAWER  
 NUMBER FINISH STYLE+HDWR STYLE+HDWR STYLE+HDWR



**TS72E-** **0** **0**  
 STYLE WOOD LEFT DOOR RIGHT DOOR DRAWER  
 NUMBER FINISH STYLE+HDWR STYLE+HDWR STYLE+HDWR



**TS72F-** **0** **0**  
 STYLE WOOD LEFT DOOR RIGHT DOOR DRAWER  
 NUMBER FINISH STYLE+HDWR STYLE+HDWR STYLE+HDWR



**TS72G-** **0** **0**  
 STYLE WOOD LEFT DOOR RIGHT DOOR DRAWER  
 NUMBER FINISH STYLE+HDWR STYLE+HDWR STYLE+HDWR



**TS72H-** **0** **0**  
 STYLE WOOD LEFT DOOR RIGHT DOOR DRAWER  
 NUMBER FINISH STYLE+HDWR STYLE+HDWR STYLE+HDWR



**TS72P-** **0** **0**  
 STYLE WOOD LEFT DOOR RIGHT DOOR DRAWER  
 NUMBER FINISH STYLE+HDWR STYLE+HDWR STYLE+HDWR



**TS72T-** **0** **0**  
 STYLE WOOD LEFT DOOR RIGHT DOOR DRAWER  
 NUMBER FINISH STYLE+HDWR STYLE+HDWR STYLE+HDWR

# 83" WIDE TV CONSOLES



## OVERALL DIMENSIONS:

W 83" (211 cm) x D 17.5" (45 cm) x H 33" (84 cm)  
(see diagrams on page 9)

## HOW TO CREATE A PART NUMBER:

Start with the style number below the selected style. Add custom options in the appropriate spaces. See page 2 for custom options.

**TS83D-** **A** **B** - **3** **A** - **3** **A** - **9** **D**  
 STYLE NUMBER WOOD FINISH LEFT DOOR STYLE+HDWR RIGHT DOOR STYLE+HDWR DRAWER STYLE+HDWR

## QUICK REFERENCE GUIDE

(see page 2 for instructions on customizing a TV Console)

### WOOD FINISHES

**AV** Antique Vanilla **AB** Antique Black **CA** Camden Oak  
**ES** Espresso **VK** Ivory Oak **KH** Khaki  
**NC** Newport Cherry **OY** Oyster Gray Oak **SC** Saratoga Cherry

### DOOR STYLE + DOOR HARDWARE

#### DOOR STYLES

**4** Beveled Panel Wood **2** Beveled Glass **G** Glass Pane III  
**5** Inset Panel Wood **3** Glass Pane **P** Glass Pane IV  
**1** Plain Glass **6** Glass Pane II **X** Glass Pane V  
**00** No Door

#### HARDWARE OPTIONS

**A** Brass Knob **F** Nickel Knob **L** Iron Knob  
**B** Brass Bar **G** Nickel Bar **M** Iron Bar  
**C** Brass Ring **H** Nickel Ring **N** Iron Ring

### DRAWER STYLE + DRAWER HARDWARE

#### DRAWER STYLES

**8** Flat Panel Drawer **9** Inset Panel Drawer **00** No Drawer

#### HARDWARE OPTIONS

**A** Brass Knob **F** Nickel Knob **L** Iron Knob  
**B** Brass Bar **G** Nickel Bar **M** Iron Bar  
**C** Brass Ring **H** Nickel Ring **N** Iron Ring  
**D** Brass Cup **J** Nickel Cup **P** Iron Cup  
**E** Brass Ball **K** Nickel Ball **R** Iron Ball



**TS83B-** **STYLE NUMBER** **WOOD FINISH** **LEFT DOOR STYLE+HDWR** **RIGHT DOOR STYLE+HDWR** **DRAWER STYLE+HDWR**



**TS83C-** **STYLE NUMBER** **WOOD FINISH** **LEFT DOOR STYLE+HDWR** **RIGHT DOOR STYLE+HDWR** **DRAWER STYLE+HDWR**



**TS83D-** **STYLE NUMBER** **WOOD FINISH** **LEFT DOOR STYLE+HDWR** **RIGHT DOOR STYLE+HDWR** **DRAWER STYLE+HDWR**



**TS83F-** **STYLE NUMBER** **WOOD FINISH** **LEFT DOOR STYLE+HDWR** **RIGHT DOOR STYLE+HDWR** **DRAWER STYLE+HDWR**



**TS83G-** **STYLE NUMBER** **WOOD FINISH** **LEFT DOOR STYLE+HDWR** **RIGHT DOOR STYLE+HDWR** **DRAWER STYLE+HDWR**



**TS83H-** **STYLE NUMBER** **WOOD FINISH** **LEFT DOOR STYLE+HDWR** **RIGHT DOOR STYLE+HDWR** **DRAWER STYLE+HDWR**



**TS83K-** **STYLE NUMBER** **WOOD FINISH** **OUTER DOORS STYLE+HDWR** **INNER DOORS STYLE+HDWR** **DRAWER STYLE+HDWR**



**TS83L-** **STYLE NUMBER** **WOOD FINISH** **OUTER DOORS STYLE+HDWR** **INNER DOORS STYLE+HDWR** **DRAWER STYLE+HDWR**



**TS83M-** **STYLE NUMBER** **WOOD FINISH** **OUTER DOORS STYLE+HDWR** **INNER DOORS STYLE+HDWR** **DRAWER STYLE+HDWR**



**TS83N-** **STYLE NUMBER** **WOOD FINISH** **LEFT DOOR STYLE+HDWR** **RIGHT DOOR STYLE+HDWR** **DRAWER STYLE+HDWR**



**TS83P-** **STYLE NUMBER** **WOOD FINISH** **LEFT DOOR STYLE+HDWR** **RIGHT DOOR STYLE+HDWR** **DRAWER STYLE+HDWR**



**TS83R-** **STYLE NUMBER** **WOOD FINISH** **OUTER DOORS STYLE+HDWR** **INNER DOORS STYLE+HDWR** **DRAWER STYLE+HDWR**



**TS83S-** **STYLE NUMBER** **WOOD FINISH** **LEFT DOOR STYLE+HDWR** **RIGHT DOOR STYLE+HDWR** **DRAWER STYLE+HDWR**



**TS83T-** **STYLE NUMBER** **WOOD FINISH** **LEFT DOOR STYLE+HDWR** **RIGHT DOOR STYLE+HDWR** **DRAWER STYLE+HDWR**



**TS83W-** **STYLE NUMBER** **WOOD FINISH** **OUTER DOORS STYLE+HDWR** **INNER DOORS STYLE+HDWR** **DRAWER STYLE+HDWR**



## 46" WIDE / 41" EXTRA TALL TV CONSOLES



OVERALL DIMENSIONS: W 46.25" (117 cm) x D 17.5" (45 cm) x H 41.25" (105 cm)  
(see diagrams on page 9)



**XT46A-**  
STYLE NUMBER WOOD FINISH LEFT DOOR STYLE+HDWR RIGHT DOOR STYLE+HDWR DRAWER STYLE+HDWR **0+0**



**XT46B-**  
STYLE NUMBER WOOD FINISH LEFT DOOR STYLE+HDWR RIGHT DOOR STYLE+HDWR DRAWER STYLE+HDWR **0+0**

**BEST SELLER**



As shown:  
**XT46E-SC-XA-XA-9D**



**XT46C-**  
STYLE NUMBER WOOD FINISH LEFT DOOR STYLE+HDWR RIGHT DOOR STYLE+HDWR DRAWER STYLE+HDWR



**XT46E-**  
STYLE NUMBER WOOD FINISH LEFT DOOR STYLE+HDWR RIGHT DOOR STYLE+HDWR DRAWER STYLE+HDWR



**XT46H-**  
STYLE NUMBER WOOD FINISH LEFT DOOR STYLE+HDWR RIGHT DOOR STYLE+HDWR DRAWER STYLE+HDWR **0+0**

## 63" WIDE / 41" EXTRA TALL TV CONSOLES



OVERALL DIMENSIONS: W 63" (160 cm) x D 17.5" (45 cm) x H 41.25" (105 cm)  
(see diagrams on page 9)



**XT63A-**  
STYLE NUMBER WOOD FINISH LEFT DOOR STYLE+HDWR RIGHT DOOR STYLE+HDWR DRAWER STYLE+HDWR



**XT63B-**  
STYLE NUMBER WOOD FINISH LEFT DOOR STYLE+HDWR RIGHT DOOR STYLE+HDWR DRAWER STYLE+HDWR



**XT63C-**  
STYLE NUMBER WOOD FINISH LEFT DOOR STYLE+HDWR RIGHT DOOR STYLE+HDWR DRAWER STYLE+HDWR



**XT63D-**  
STYLE NUMBER WOOD FINISH LEFT DOOR STYLE+HDWR RIGHT DOOR STYLE+HDWR DRAWER STYLE+HDWR



**XT63E-**  
STYLE NUMBER WOOD FINISH LEFT DOOR STYLE+HDWR RIGHT DOOR STYLE+HDWR DRAWER STYLE+HDWR



**XT63K-**  
STYLE NUMBER WOOD FINISH LEFT DOOR STYLE+HDWR RIGHT DOOR STYLE+HDWR DRAWER STYLE+HDWR

QUICK REFERENCE GUIDE (see page 2 for instructions on customizing a TV Console)

### WOOD FINISHES

**AV** Antique Vanilla  
**AB** Antique Black  
**CA** Camden Oak  
**ES** Espresso  
**VK** Ivory Oak  
**KH** Khaki  
**NC** Newport Cherry  
**OY** Oyster Gray Oak  
**SC** Saratoga Cherry

### DOOR STYLE + HARDWARE

**DOOR STYLES**  
**4** Beveled Panel Wood  
**5** Inset Panel Wood  
**1** Plain Glass  
**2** Beveled Glass  
**3** Glass Pane  
**6** Glass Pane II  
**G** Glass Pane III  
**P** Glass Pane IV  
**X** Glass Pane V  
**00** No Door  
**HARDWARE OPTIONS**  
**A** Brass Knob  
**F** Nickel Knob  
**L** Iron Knob  
**B** Brass Bar  
**G** Nickel Bar  
**M** Iron Bar  
**C** Brass Ring  
**H** Nickel Ring  
**N** Iron Ring

### DRAWER STYLE + HARDWARE

**DRAWER STYLES**  
**8** Flat Panel  
**9** Inset Panel  
**00** No Drawer  
**HARDWARE OPTIONS**  
**A** Brass Knob  
**F** Nickel Knob  
**L** Iron Knob  
**B** Brass Bar  
**G** Nickel Bar  
**M** Iron Bar  
**C** Brass Ring  
**H** Nickel Ring  
**N** Iron Ring  
**D** Brass Cup  
**J** Nickel Cup  
**P** Iron Cup  
**E** Brass Ball  
**K** Nickel Ball  
**R** Iron Ball



**XT63M-**  
STYLE NUMBER WOOD FINISH LEFT DOOR STYLE+HDWR RIGHT DOOR STYLE+HDWR DRAWER STYLE+HDWR **0+0**

## 72" WIDE / 41" EXTRA TALL TV CONSOLES



OVERALL DIMENSIONS: W 72.25" (183 cm) x D 17.5" (45 cm) x H 41.25" (105 cm)  
(see diagrams on page 9)



**XT72A-**  
STYLE NUMBER WOOD FINISH LEFT DOOR STYLE+HDWR RIGHT DOOR STYLE+HDWR DRAWER STYLE+HDWR **0+0**



**XT72B-**  
STYLE NUMBER WOOD FINISH LEFT DOOR STYLE+HDWR RIGHT DOOR STYLE+HDWR DRAWER STYLE+HDWR



**XT72C-**  
STYLE NUMBER WOOD FINISH LEFT DOOR STYLE+HDWR RIGHT DOOR STYLE+HDWR DRAWER STYLE+HDWR



**XT72D-**  
STYLE NUMBER WOOD FINISH LEFT DOOR STYLE+HDWR RIGHT DOOR STYLE+HDWR DRAWER STYLE+HDWR



**XT72H-**  
STYLE NUMBER WOOD FINISH LEFT DOOR STYLE+HDWR RIGHT DOOR STYLE+HDWR DRAWER STYLE+HDWR



**XT72L-**  
STYLE NUMBER WOOD FINISH LEFT DOOR STYLE+HDWR RIGHT DOOR STYLE+HDWR DRAWER STYLE+HDWR **0+0**

## 83" WIDE / 41" EXTRA TALL TV CONSOLES



OVERALL DIMENSIONS: W 72.25" (183 cm) x D 17.5" (45 cm) x H 41.25" (105 cm)  
(see diagrams on page 9)



**XT83B-**  
STYLE NUMBER WOOD FINISH LEFT DOOR STYLE+HDWR RIGHT DOOR STYLE+HDWR DRAWER STYLE+HDWR



**XT83C-**  
STYLE NUMBER WOOD FINISH LEFT DOOR STYLE+HDWR RIGHT DOOR STYLE+HDWR DRAWER STYLE+HDWR



**XT83D-**  
STYLE NUMBER WOOD FINISH LEFT DOOR STYLE+HDWR RIGHT DOOR STYLE+HDWR DRAWER STYLE+HDWR



**XT83E-**  
STYLE NUMBER WOOD FINISH LEFT DOOR STYLE+HDWR RIGHT DOOR STYLE+HDWR DRAWER STYLE+HDWR



**XT83K-**  
STYLE NUMBER WOOD FINISH LEFT DOOR STYLE+HDWR RIGHT DOOR STYLE+HDWR DRAWER STYLE+HDWR



**XT83M-**  
STYLE NUMBER WOOD FINISH LEFT DOOR STYLE+HDWR RIGHT DOOR STYLE+HDWR DRAWER STYLE+HDWR



**XT83R-**  
STYLE NUMBER WOOD FINISH OUTER DOORS STYLE+HDWR INNER DOORS STYLE+HDWR DRAWER STYLE+HDWR

QUICK REFERENCE GUIDE (see page 2 for instructions on customizing a TV Console)

### WOOD FINISHES

**AV** Antique Vanilla  
**AB** Antique Black  
**CA** Camden Oak  
**ES** Espresso  
**VK** Ivory Oak  
**KH** Khaki  
**NC** Newport Cherry  
**OY** Oyster Gray Oak  
**SC** Saratoga Cherry

### DOOR STYLE + HARDWARE

#### DOOR STYLES

**4** Beveled Panel Wood  
**5** Inset Panel Wood  
**1** Plain Glass  
**2** Beveled Glass  
**3** Glass Pane  
**6** Glass Pane II  
**G** Glass Pane III  
**P** Glass Pane IV  
**X** Glass Pane V  
**00** No Door

#### HARDWARE OPTIONS

**A** Brass Knob  
**F** Nickel Knob  
**L** Iron Knob  
**B** Brass Bar  
**G** Nickel Bar  
**M** Iron Bar  
**C** Brass Ring  
**H** Nickel Ring  
**N** Iron Ring

### DRAWER STYLE + HARDWARE

#### DRAWER STYLES

**8** Flat Panel  
**9** Inset Panel  
**00** No Drawer

#### HARDWARE OPTIONS

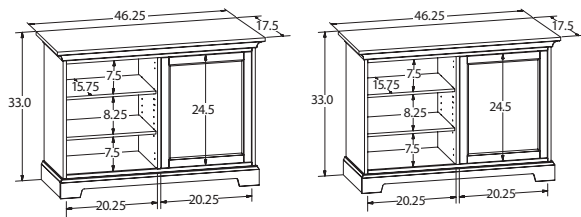
**A** Brass Knob  
**F** Nickel Knob  
**L** Iron Knob  
**B** Brass Bar  
**G** Nickel Bar  
**M** Iron Bar  
**C** Brass Ring  
**H** Nickel Ring  
**N** Iron Ring  
**D** Brass Cup  
**J** Nickel Cup  
**P** Iron Cup  
**E** Brass Bail  
**K** Nickel Bail  
**R** Iron Bail



## TV CONSOLES SPECIFICATIONS

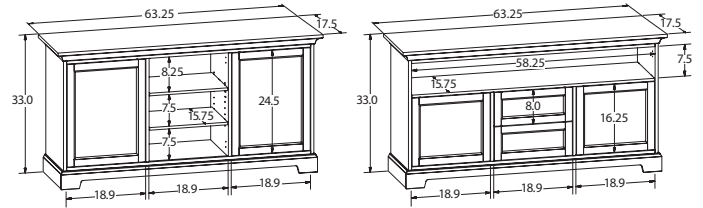
### 46" WIDE TV CONSOLES

OVERALL DIMENSIONS: Width 46.25" x Depth 17.5" x Height 33"



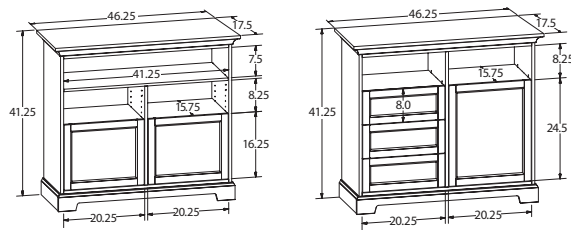
### 63" WIDE TV CONSOLES

OVERALL DIMENSIONS: Width 63" x Depth 17.5" x Height 33"



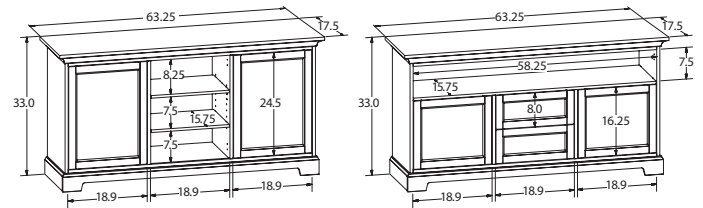
### 46" WIDE / 41" EXTRA TALL TV CONSOLES

OVERALL DIMENSIONS: Width 46.25" x Depth 17.5" x Height 41.25"



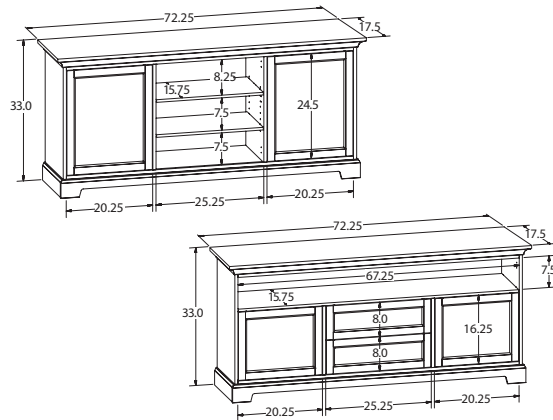
### 63" WIDE / 41" EXTRA TALL TV CONSOLES

OVERALL DIMENSIONS: Width 63" x Depth 17.5" x Height 41.25"



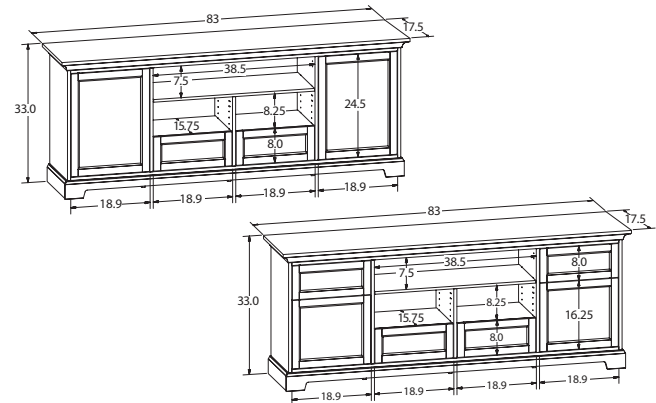
### 72" WIDE TV CONSOLES

OVERALL DIMENSIONS: Width 72.25" x Depth 17.5" x Height 33"



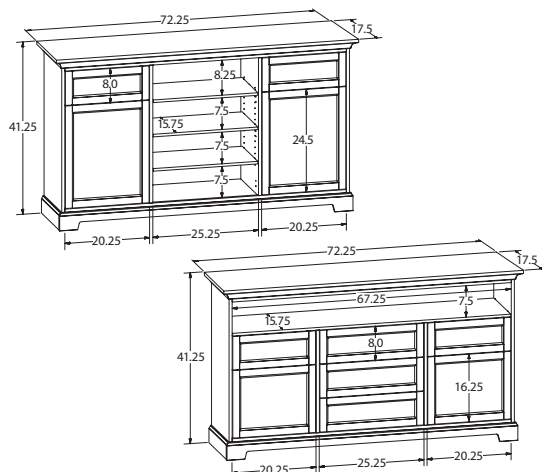
### 83" WIDE TV CONSOLES

OVERALL DIMENSIONS: Width 83" x Depth 17.5" x Height 33"



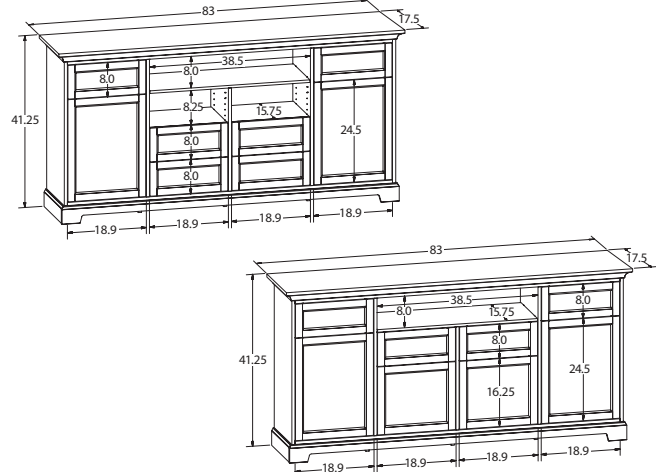
### 72" WIDE / 41" EXTRA TALL TV CONSOLES

OVERALL DIMENSIONS: Width 72.25" x Depth 17.5" x Height 41.25"



### 83" WIDE / 41" EXTRA TALL TV CONSOLES

OVERALL DIMENSIONS: Width 83" x Depth 17.5" x Height 41.25"



# CUSTOM FIREPLACE TV CONSOLES

Customization Instructions.....	2
46" Wide .....	11
63" Wide .....	11
72" Wide .....	11
46" Wide / Extra Tall.....	12
63" Wide / Extra Tall.....	13
72" Wide / Extra Tall.....	14
TV Console Specs .....	15

As shown:  
FP72A-ES-2F-2F-00

## CUSTOM FIREPLACE TV CONSOLE COMMON FEATURES

Look for these common features throughout pages 11-15

**Made in the USA**



### Fireplace with LED technology.

Five levels of flame brightness. 1500W infrared heater with adjustable temperature (59°-86°F). Heating function is optional. Remote or manual push button operation.

### Quality Furniture Construction

Made with select hardwoods and veneers.

### Multiple Finish Options

Nine finish options available.

### Soft-close Doors

Choice of door style and hardware option if applicable.

### Adjustable Shelves with Metal Clips

Our cabinets come with multiple holes to maximize shelf adjustment. One shelf behind each door.

### Drawers with Metal Drawer Glides

Choice of drawer style and hardware option if applicable.

### Adjustable Floor Levelers

Height adjustable feet provide stability on uneven and carpeted surfaces.

33" TALL

41" EXTRA TALL

46"  
WIDE



63"  
WIDE



72"  
WIDE





## 46" WIDE FIREPLACE TV CONSOLES



### OVERALL DIMENSIONS:

W 46.25" (117 cm) x D 17.5" (45 cm) x H 33" (84 cm)  
(see diagrams on page 15)

### HOW TO CREATE A PART NUMBER:

Start with the style number below the selected style. Add custom options in the appropriate spaces. See page 2 for custom options.

**FP72A-** ES - 2 F - 2 F - 0 0  
STYLE NUMBER WOOD FINISH LEFT DOOR STYLE+HDWR RIGHT DOOR STYLE+HDWR DRAWER STYLE+HDWR



**FP46A-** 0 0 - 0 0 - 0 0  
STYLE NUMBER WOOD FINISH LEFT DOOR STYLE+HDWR RIGHT DOOR STYLE+HDWR DRAWER STYLE+HDWR



**FP46B-** 0 0 - 0 0 - 0 0  
STYLE NUMBER WOOD FINISH LEFT DOOR STYLE+HDWR RIGHT DOOR STYLE+HDWR DRAWER STYLE+HDWR



**FP46C-** 0 0 - 0 0 - 0 0  
STYLE NUMBER WOOD FINISH LEFT DOOR STYLE+HDWR RIGHT DOOR STYLE+HDWR DRAWER STYLE+HDWR



**FP46D-** 0 0 - 0 0 - 0 0  
STYLE NUMBER WOOD FINISH LEFT DOOR STYLE+HDWR RIGHT DOOR STYLE+HDWR DRAWER STYLE+HDWR



**FP46E-** 0 0 - 0 0 - 0 0  
STYLE NUMBER WOOD FINISH LEFT DOOR STYLE+HDWR RIGHT DOOR STYLE+HDWR DRAWER STYLE+HDWR



**FP46F-** 0 0 - 0 0 - 0 0  
STYLE NUMBER WOOD FINISH LEFT DOOR STYLE+HDWR RIGHT DOOR STYLE+HDWR DRAWER STYLE+HDWR



**FP46J-** 0 0 - 0 0 - 0 0  
STYLE NUMBER WOOD FINISH LEFT DOOR STYLE+HDWR RIGHT DOOR STYLE+HDWR DRAWER STYLE+HDWR



**FP46K-** 0 0 - 0 0 - 0 0  
STYLE NUMBER WOOD FINISH LEFT DOOR STYLE+HDWR RIGHT DOOR STYLE+HDWR DRAWER STYLE+HDWR

## 63" WIDE FIREPLACE TV CONSOLES



OVERALL DIMENSIONS: Width 63" (160 cm) x Depth 17.5" (45 cm) x Height 33" (84 cm)  
(see diagrams on page 15)



**FP63A-** 0 0 - 0 0 - 0 0  
STYLE NUMBER WOOD FINISH LEFT DOOR STYLE+HDWR RIGHT DOOR STYLE+HDWR DRAWER STYLE+HDWR



**FP63E-** 0 0 - 0 0 - 0 0  
STYLE NUMBER WOOD FINISH LEFT DOOR STYLE+HDWR RIGHT DOOR STYLE+HDWR DRAWER STYLE+HDWR



**FP63J-** 0 0 - 0 0 - 0 0  
STYLE NUMBER WOOD FINISH LEFT DOOR STYLE+HDWR RIGHT DOOR STYLE+HDWR DRAWER STYLE+HDWR

## 72" WIDE FIREPLACE TV CONSOLES



OVERALL DIMENSIONS: Width 72.25" (183 cm) x Depth 17.5" (45 cm) x Height 33" (84 cm)  
(see diagrams on page 15)



**FP72A-** 0 0 - 0 0 - 0 0  
STYLE NUMBER WOOD FINISH LEFT DOOR STYLE+HDWR RIGHT DOOR STYLE+HDWR DRAWER STYLE+HDWR



**FP72E-** 0 0 - 0 0 - 0 0  
STYLE NUMBER WOOD FINISH LEFT DOOR STYLE+HDWR RIGHT DOOR STYLE+HDWR DRAWER STYLE+HDWR



**FP72J-** 0 0 - 0 0 - 0 0  
STYLE NUMBER WOOD FINISH LEFT DOOR STYLE+HDWR RIGHT DOOR STYLE+HDWR DRAWER STYLE+HDWR

# 46" WIDE / 41" EXTRA TALL FIREPLACE TV CONSOLES



OVERALL DIMENSIONS: Width 46.25" (117 cm) x Depth 17.5" (51 cm) x Height 41.25" (105 cm)  
(see diagrams on page 15)

## HOW TO CREATE A PART NUMBER:

Start with the style number below the selected style. Add custom options in the appropriate spaces. See previous page for custom options.

**FT46A-** A B - 0+0 - 3+A - 0+0  
STYLE WOOD LEFT DOOR RIGHT DOOR DRAWER  
NUMBER FINISH STYLE+HDWR STYLE+HDWR STYLE+HDWR



**FT46A-**       - 0+0 -    - 0+0  
STYLE WOOD LEFT DOOR RIGHT DOOR DRAWER  
NUMBER FINISH STYLE+HDWR STYLE+HDWR STYLE+HDWR



**FT46B-**       -    - 0+0 - 0+0  
STYLE WOOD LEFT DOOR RIGHT DOOR DRAWER  
NUMBER FINISH STYLE+HDWR STYLE+HDWR STYLE+HDWR



**FT46C-**       - 0+0 -    - 0+0  
STYLE WOOD LEFT DOOR RIGHT DOOR DRAWER  
NUMBER FINISH STYLE+HDWR STYLE+HDWR STYLE+HDWR



**FT46D-**       -    - 0+0 - 0+0  
STYLE WOOD LEFT DOOR RIGHT DOOR DRAWER  
NUMBER FINISH STYLE+HDWR STYLE+HDWR STYLE+HDWR



**FT46E-**       - 0+0 -    -     
STYLE WOOD LEFT DOOR RIGHT DOOR DRAWER  
NUMBER FINISH STYLE+HDWR STYLE+HDWR STYLE+HDWR



**FT46F-**       - 0+0 -    -     
STYLE WOOD LEFT DOOR RIGHT DOOR DRAWER  
NUMBER FINISH STYLE+HDWR STYLE+HDWR STYLE+HDWR



**FT46G-**       - 0+0 - 0+0 -     
STYLE WOOD LEFT DOOR RIGHT DOOR DRAWER  
NUMBER FINISH STYLE+HDWR STYLE+HDWR STYLE+HDWR



**FT46H-**       - 0+0 - 0+0 -     
STYLE WOOD LEFT DOOR RIGHT DOOR DRAWER  
NUMBER FINISH STYLE+HDWR STYLE+HDWR STYLE+HDWR



**FT46J-**       - 0+0 -    -     
STYLE WOOD LEFT DOOR RIGHT DOOR DRAWER  
NUMBER FINISH STYLE+HDWR STYLE+HDWR STYLE+HDWR



**FT46K-**       -    - 0+0 -     
STYLE WOOD LEFT DOOR RIGHT DOOR DRAWER  
NUMBER FINISH STYLE+HDWR STYLE+HDWR STYLE+HDWR

QUICK REFERENCE GUIDE (see page 2 for instructions on customizing a TV Console)

### WOOD FINISHES

**AV** Antique Vanilla  
**AB** Antique Black  
**CA** Camden Oak  
**ES** Espresso  
**VK** Ivory Oak  
**KH** Khaki  
**NC** Newport Cherry  
**OY** Oyster Gray Oak  
**SC** Saratoga Cherry

### DOOR STYLE + HARDWARE

#### DOOR STYLES

**4** Beveled Panel Wood  
**5** Inset Panel Wood  
**1** Plain Glass  
**2** Beveled Glass  
**3** Glass Pane  
**6** Glass Pane II  
**G** Glass Pane III  
**P** Glass Pane IV  
**X** Glass Pane V  
**00** No Door

#### HARDWARE OPTIONS

**A** Brass Knob  
**F** Nickel Knob  
**L** Iron Knob  
**B** Brass Bar  
**G** Nickel Bar  
**C** Brass Ring  
**H** Nickel Ring  
**N** Iron Ring

### DRAWER STYLE + HARDWARE

#### DRAWER STYLES

**8** Flat Panel  
**9** Inset Panel  
**00** No Drawer

#### HARDWARE OPTIONS

**A** Brass Knob  
**F** Nickel Knob  
**L** Iron Knob  
**B** Brass Bar  
**G** Nickel Bar  
**C** Brass Ring  
**H** Nickel Ring  
**N** Iron Ring  
**D** Brass Cup  
**J** Nickel Cup  
**P** Iron Cup  
**E** Brass Bail  
**K** Nickel Bail  
**R** Iron Bail



# 63" / 41" EXTRA TALL FIREPLACE TV CONSOLES



OVERALL DIMENSIONS: Width 63" (160 cm) x Depth 17.5" (45 cm) x Height 41.25" (105 cm)  
(see diagrams on page 15)

## HOW TO CREATE A PART NUMBER:

Start with the style number below the selected style. Add custom options in the appropriate spaces. See previous page for custom options.

**FT63A-** A B - 3 A - 3 A - 9 D  
STYLE NUMBER WOOD FINISH LEFT DOOR STYLE+HDWR RIGHT DOOR STYLE+HDWR DRAWER STYLE+HDWR



**FT63A-**       -       -       -        
STYLE NUMBER WOOD FINISH LEFT DOOR STYLE+HDWR RIGHT DOOR STYLE+HDWR DRAWER STYLE+HDWR



**FT63B-**       -       -       -        
STYLE NUMBER WOOD FINISH LEFT DOOR STYLE+HDWR RIGHT DOOR STYLE+HDWR DRAWER STYLE+HDWR



**FT63C-**       -       -       - 0 0  
STYLE NUMBER WOOD FINISH LEFT DOOR STYLE+HDWR RIGHT DOOR STYLE+HDWR DRAWER STYLE+HDWR



**FT63D-**       - 0 0 - 0 0 -        
STYLE NUMBER WOOD FINISH LEFT DOOR STYLE+HDWR RIGHT DOOR STYLE+HDWR DRAWER STYLE+HDWR



**FT63E-**       -       -       -        
STYLE NUMBER WOOD FINISH LEFT DOOR STYLE+HDWR RIGHT DOOR STYLE+HDWR DRAWER STYLE+HDWR



**FT63F-**       - 0 0 - 0 0 -        
STYLE NUMBER WOOD FINISH LEFT DOOR STYLE+HDWR RIGHT DOOR STYLE+HDWR DRAWER STYLE+HDWR



**FT63G-**       - 0 0 - 0 0 -        
STYLE NUMBER WOOD FINISH LEFT DOOR STYLE+HDWR RIGHT DOOR STYLE+HDWR DRAWER STYLE+HDWR

QUICK REFERENCE GUIDE (see page 2 for instructions on customizing a TV Console)

### WOOD FINISHES

**AV** Antique Vanilla  
**AB** Antique Black  
**CA** Camden Oak  
**ES** Espresso  
**VK** Ivory Oak  
**KH** Khaki  
**NC** Newport Cherry  
**OY** Oyster Gray Oak  
**SC** Saratoga Cherry

### DOOR STYLE + HARDWARE

**DOOR STYLES**  
**4** Beveled Panel Wood  
**5** Inset Panel Wood  
**1** Plain Glass  
**2** Beveled Glass  
**3** Glass Pane  
**HARDWARE OPTIONS**  
**A** Brass Knob  
**F** Nickel Knob  
**L** Iron Knob  
**B** Brass Bar  
**G** Nickel Bar  
**6** Glass Pane II  
**G** Glass Pane III  
**P** Glass Pane IV  
**X** Glass Pane V  
**00** No Door  
**M** Iron Bar  
**C** Brass Ring  
**H** Nickel Ring  
**N** Iron Ring

### DRAWER STYLE + HARDWARE

**DRAWER STYLES**  
**8** Flat Panel  
**9** Inset Panel  
**HARDWARE OPTIONS**  
**A** Brass Knob  
**F** Nickel Knob  
**L** Iron Knob  
**B** Brass Bar  
**G** Nickel Bar  
**M** Iron Bar  
**C** Brass Ring  
**H** Nickel Ring  
**00** No Drawer  
**D** Brass Cup  
**J** Nickel Cup  
**P** Iron Cup  
**E** Brass Bail  
**K** Nickel Bail  
**R** Iron Bail

# 72" / 41" EXTRA TALL FIREPLACE TV CONSOLES



OVERALL DIMENSIONS: Width 72.25" (183 cm) x Depth 17.5" (45 cm) x Height 41.25" (105 cm)  
(see diagrams on page 15)

## HOW TO CREATE A PART NUMBER:

Start with the style number below the selected style. Add custom options in the appropriate spaces. See previous page for custom options.

**FT72A-** A B - 3 A - 3 A - 9 D  
STYLE WOOD LEFT DOOR RIGHT DOOR DRAWER  
NUMBER FINISH STYLE+HDWR STYLE+HDWR STYLE+HDWR



**FT72A-**       -       -       -        
STYLE WOOD LEFT DOOR RIGHT DOOR DRAWER  
NUMBER FINISH STYLE+HDWR STYLE+HDWR STYLE+HDWR



**FT72B-**       -       -       -        
STYLE WOOD LEFT DOOR RIGHT DOOR DRAWER  
NUMBER FINISH STYLE+HDWR STYLE+HDWR STYLE+HDWR



**FT72C-**       -       -       - 0 0  
STYLE WOOD LEFT DOOR RIGHT DOOR DRAWER  
NUMBER FINISH STYLE+HDWR STYLE+HDWR STYLE+HDWR



**FT72D-**       -       -       -        
STYLE WOOD LEFT DOOR RIGHT DOOR DRAWER  
NUMBER FINISH STYLE+HDWR STYLE+HDWR STYLE+HDWR



**FT72E-**       - 0 0 - 0 0 -        
STYLE WOOD LEFT DOOR RIGHT DOOR DRAWER  
NUMBER FINISH STYLE+HDWR STYLE+HDWR STYLE+HDWR



**FT72F-**       - 0 0 - 0 0 -        
STYLE WOOD LEFT DOOR RIGHT DOOR DRAWER  
NUMBER FINISH STYLE+HDWR STYLE+HDWR STYLE+HDWR



**FT72G-**       - 0 0 - 0 0 -        
STYLE WOOD LEFT DOOR RIGHT DOOR DRAWER  
NUMBER FINISH STYLE+HDWR STYLE+HDWR STYLE+HDWR

## QUICK REFERENCE GUIDE (see page 2 for instructions on customizing a TV Console)

### WOOD FINISHES

**AV** Antique Vanilla  
**AB** Antique Black  
**CA** Camden Oak  
**ES** Espresso  
**VK** Ivory Oak  
**KH** Khaki  
**NC** Newport Cherry  
**OY** Oyster Gray Oak  
**SC** Saratoga Cherry

### DOOR STYLE + HARDWARE

#### DOOR STYLES

**4** Beveled Panel Wood  
**5** Inset Panel Wood  
**1** Plain Glass  
**2** Beveled Glass  
**3** Glass Pane  
**6** Glass Pane II  
**G** Glass Pane III  
**P** Glass Pane IV  
**X** Glass Pane V  
**00** No Door

#### HARDWARE OPTIONS

**A** Brass Knob  
**F** Nickel Knob  
**L** Iron Knob  
**B** Brass Bar  
**G** Nickel Bar  
**M** Iron Bar  
**C** Brass Ring  
**H** Nickel Ring  
**N** Iron Ring

### DRAWER STYLE + HARDWARE

#### DRAWER STYLES

**8** Flat Panel  
**9** Inset Panel  
**00** No Drawer

#### HARDWARE OPTIONS

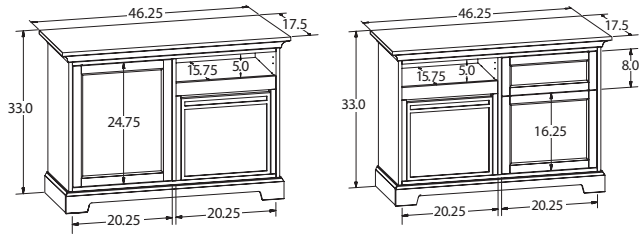
**A** Brass Knob  
**F** Nickel Knob  
**L** Iron Knob  
**B** Brass Bar  
**G** Nickel Bar  
**M** Iron Bar  
**C** Brass Ring  
**H** Nickel Ring  
**N** Iron Ring  
**D** Brass Cup  
**J** Nickel Cup  
**P** Iron Cup  
**E** Brass Bail  
**K** Nickel Bail  
**R** Iron Bail



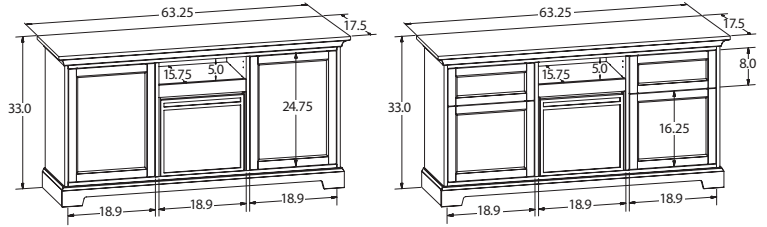
## FIREPLACE TV CONSOLES SPECIFICATIONS

**46" WIDE TV CONSOLES**

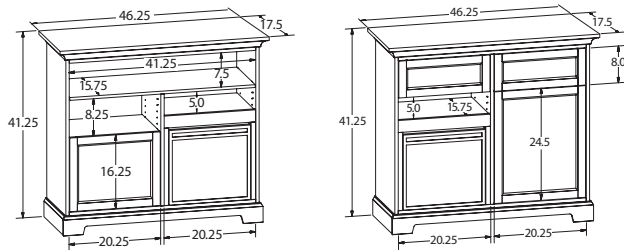
OVERALL DIMENSIONS: Width 46.25" x Depth 17.5" x Height 33"

**63" WIDE TV CONSOLES**

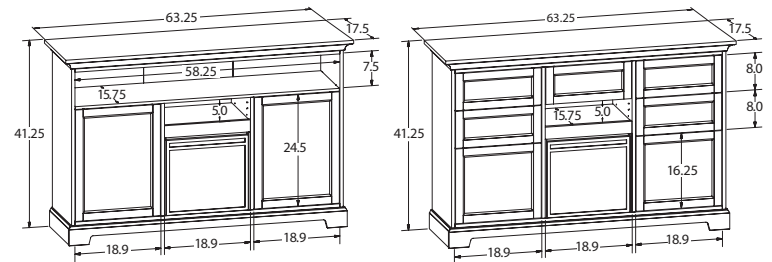
OVERALL DIMENSIONS: Width 63" x Depth 17.5" x Height 33"

**46" WIDE / 41" EXTRA TALL TV CONSOLES**

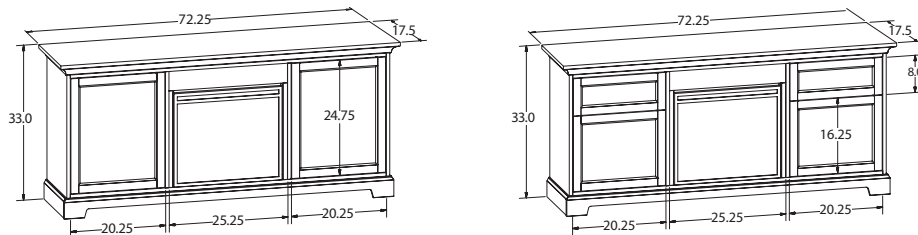
OVERALL DIMENSIONS: Width 46.25" x Depth 17.5" x Height 41.25"

**63" WIDE / 41" EXTRA TALL TV CONSOLES**

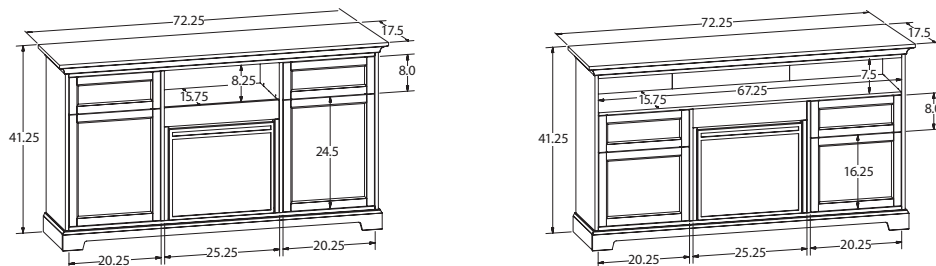
OVERALL DIMENSIONS: Width 63" x Depth 17.5" x Height 41.25"

**72" WIDE TV CONSOLES**

OVERALL DIMENSIONS: Width 72.25" x Depth 17.5" x Height 33"

**72" WIDE / 41" EXTRA TALL TV CONSOLES**

OVERALL DIMENSIONS: Width 72.25" x Depth 17.5" x Height 41.25"



# CUSTOM HOME STORAGE

Customization Instructions.....17

27" Wide Home Storage..... 18

50" Wide Home Storage ... 20

73" Wide Home Storage.... 22

Home Storage Specs..... 24

## CUSTOM HOME STORAGE COMMON FEATURES

Look for these common features throughout pages 18-24

### Made in the USA



### Quality Furniture Construction

Made with select hardwoods and veneers.

### Multiple Finish Options

Nine finish options available.

### Soft-close Doors

Choice of door style and hardware option if applicable.

### Adjustable Shelves with Metal Clips

Our cabinets come with multiple holes to maximize shelf adjustment. One shelf behind each door.

### Drawers with Metal Drawer Glides

Choice of drawer style and hardware option if applicable.

### Adjustable Floor Levelers

Height adjustable feet provide stability on uneven and carpeted surfaces.

54" TALL

77.75" TALL

27" WIDE



50" WIDE



73" WIDE







# HOWARD MILLER CUSTOM HOME STORAGE

- 27", 50" and 73" WIDE HOME STORAGE
- MULTIPLE FINISH OPTIONS
- CHOICE OF DOOR, DRAWER AND HARDWARE STYLES
- QUICKLY DELIVERED TO YOUR HOME

## CUSTOMIZE A CABINET IN 4 EASY STEPS

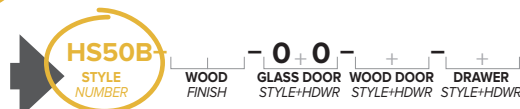
Example shown  
is style number  
HS50B-SC-00-4A-9D



step  
1

## PICK A STYLE


Begin by selecting a TV Console Style  
by its unique STYLE NUMBER.



step  
2

## PICK A WOOD FINISH

Enter a 2-letter WOOD FINISH code next to  
the style number in the spaces provided.  
(see page 31 to see larger swatch)



step  
3

## PICK A DOOR STYLE & HARDWARE

If applicable with your selected Home Storage Cabinet,  
choose a DOOR STYLE and a HARDWARE STYLE and  
enter the corresponding codes into the spaces provided.



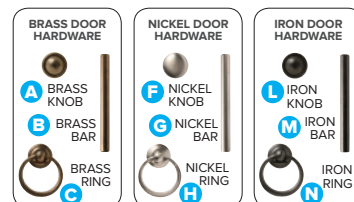
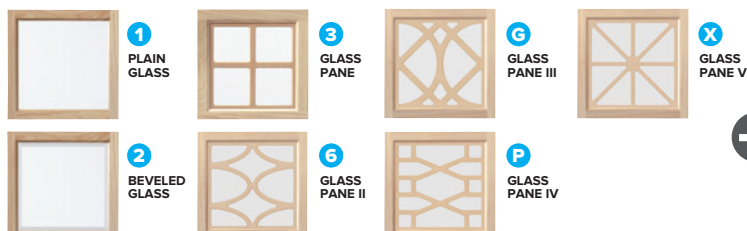
\*NOTE: A Home Storage Cabinet with doors may have one or two door style choices. Refer to the illustration for the position of glass doors and wood doors. If there is NO DOOR, enter "00".

00 NO DOOR  
IN THIS SPACE

### WOOD DOOR OPTIONS



### GLASS DOOR OPTIONS



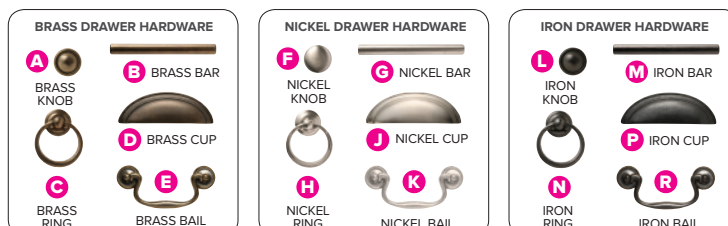
step  
4

## PICK A DRAWER STYLE & HARDWARE

If applicable with your selected Home Storage Cabinet,  
choose a DRAWER STYLE and a HARDWARE STYLE and  
enter the corresponding codes into the spaces provided.



\*NOTE: A Home Storage Cabinet with drawers has one drawer style choice. If there is NO DRAWER, enter "00".



# 27" WIDE HOME STORAGE



## OVERALL DIMENSIONS:

HS27A-HS27G: W 27" (69 cm) x D 16.75" (42 cm) x H 54" (137 cm)

HS27H-HS27P: W 27" (69 cm) x D 16.75" (42 cm) x H 77.75" (198 cm)  
(see diagrams on page 24)

## HOW TO CREATE A PART NUMBER:

Start with the style number below the selected style. Add custom options in the appropriate spaces. See page 8 for custom options.

**HS27H-** ES - 1 F - 0 0 - 8 G  
 STYLE WOOD GLASS DOOR WOOD DOOR DRAWER  
 NUMBER FINISH STYLE+HDWR STYLE+HDWR STYLE+HDWR

## QUICK REFERENCE GUIDE

(see page 17 for instructions on customizing Home Storage)

### WOOD FINISHES

**AV** Antique Vanilla **AB** Antique Black **CA** Camden Oak  
**ES** Espresso **VK** Ivory Oak **KH** Khaki  
**NC** Newport Cherry **OY** Oyster Gray Oak **SC** Saratoga Cherry

### DOOR STYLE + DOOR HARDWARE

#### DOOR STYLES

**4** Beveled Panel Wood **2** Beveled Glass **G** Glass Pane III  
**5** Inset Panel Wood **3** Glass Pane **P** Glass Pane IV  
**1** Plain Glass **6** Glass Pane II **X** Glass Pane V  
**00** No Door

#### HARDWARE OPTIONS

**A** Brass Knob **F** Nickel Knob **L** Iron Knob  
**B** Brass Bar **G** Nickel Bar **M** Iron Bar  
**C** Brass Ring **H** Nickel Ring **N** Iron Ring

### DRAWER STYLE + DRAWER HARDWARE

#### DRAWER STYLES

**8** Flat Panel Drawer **9** Inset Panel Drawer **00** No Drawer

#### HARDWARE OPTIONS

**A** Brass Knob **F** Nickel Knob **L** Iron Knob  
**B** Brass Bar **G** Nickel Bar **M** Iron Bar  
**C** Brass Ring **H** Nickel Ring **N** Iron Ring  
**D** Brass Cup **J** Nickel Cup **P** Iron Cup  
**E** Brass Bail **K** Nickel Bail **R** Iron Bail



As shown: HS27A-AV-00-00-8J



**BEST  
SELLER**

As shown: HS27H-ES-1F-00-8G



**HS27A-** 0 0 - 0 0 - +  
 STYLE WOOD GLASS DOOR WOOD DOOR DRAWER  
 NUMBER FINISH STYLE+HDWR STYLE+HDWR STYLE+HDWR



**HS27B-** 0 0 - 0 0 - +  
 STYLE WOOD GLASS DOOR WOOD DOOR DRAWER  
 NUMBER FINISH STYLE+HDWR STYLE+HDWR STYLE+HDWR



**HS27C-** 0 0 - 0 0 - +  
 STYLE WOOD GLASS DOOR WOOD DOOR DRAWER  
 NUMBER FINISH STYLE+HDWR STYLE+HDWR STYLE+HDWR



**HS27D-** 0 0 - 0 0 - +  
 STYLE WOOD GLASS DOOR WOOD DOOR DRAWER  
 NUMBER FINISH STYLE+HDWR STYLE+HDWR STYLE+HDWR



**HS27E-** 0 0 - 0 0 - +  
 STYLE WOOD GLASS DOOR WOOD DOOR DRAWER  
 NUMBER FINISH STYLE+HDWR STYLE+HDWR STYLE+HDWR



**HS27F-** 0 0 - 0 0 - +  
 STYLE WOOD GLASS DOOR WOOD DOOR DRAWER  
 NUMBER FINISH STYLE+HDWR STYLE+HDWR STYLE+HDWR





**HS27G-**  
 STYLE NUMBER WOOD FINISH GLASS DOOR STYLE+HDWR WOOD DOOR STYLE+HDWR DRAWER STYLE+HDWR  
 - 0 + 0 - + - 0 + 0 -



**HS27H-**  
 STYLE NUMBER WOOD FINISH GLASS DOOR STYLE+HDWR WOOD DOOR STYLE+HDWR DRAWER STYLE+HDWR  
 - 0 + 0 - + - 0 + 0 -



**HS27J-**  
 STYLE NUMBER WOOD FINISH GLASS DOOR STYLE+HDWR WOOD DOOR STYLE+HDWR DRAWER STYLE+HDWR  
 - 0 + 0 - + - 0 + 0 -



**HS27K-**  
 STYLE NUMBER WOOD FINISH GLASS DOOR STYLE+HDWR WOOD DOOR STYLE+HDWR DRAWER STYLE+HDWR  
 - 0 + 0 - + - 0 + 0 -



**HS27L-**  
 STYLE NUMBER WOOD FINISH GLASS DOOR STYLE+HDWR WOOD DOOR STYLE+HDWR DRAWER STYLE+HDWR  
 - 0 + 0 - + - 0 + 0 -



**HS27M-**  
 STYLE NUMBER WOOD FINISH GLASS DOOR STYLE+HDWR WOOD DOOR STYLE+HDWR DRAWER STYLE+HDWR  
 - 0 + 0 - + - 0 + 0 -



**HS27N-**  
 STYLE NUMBER WOOD FINISH GLASS DOOR STYLE+HDWR WOOD DOOR STYLE+HDWR DRAWER STYLE+HDWR  
 - 0 + 0 - + - 0 + 0 -



**HS27P-**  
 STYLE NUMBER WOOD FINISH GLASS DOOR STYLE+HDWR WOOD DOOR STYLE+HDWR DRAWER STYLE+HDWR  
 - 0 + 0 - + - 0 + 0 -

# 50" WIDE HOME STORAGE



## OVERALL DIMENSIONS:

HS50A-HS50G: W 50.25" (127 cm) x D 16.75" (42 cm) x H 54" (137 cm)

HS50H-HS50P: W 50.25" (127 cm) x D 16.75" (42 cm) x H 77.75" (198 cm)

(see diagrams on page 24)

## HOW TO CREATE A PART NUMBER:

Start with the style number below the selected style. Add custom options in the appropriate spaces. See page 8 for custom options.

**HS50B-** SC - 0 - 4 - A-9-D  
 STYLE WOOD GLASS DOOR WOOD DOOR DRAWER  
 NUMBER FINISH STYLE+HDWR STYLE+HDWR STYLE+HDWR

**BEST  
SELLER**



As shown:  
HS50B-SC-00-4A-9D

## QUICK REFERENCE GUIDE

(see page 17 for instructions on customizing Home Storage)

### WOOD FINISHES

**AV** Antique Vanilla **AB** Antique Black **CA** Camden Oak  
**ES** Espresso **VK** Ivory Oak **KH** Khaki  
**NC** Newport Cherry **OY** Oyster Gray Oak **SC** Saratoga Cherry

### DOOR STYLE + DOOR HARDWARE

#### DOOR STYLES

**4** Beveled Panel Wood **2** Beveled Glass **G** Glass Pane III  
**5** Inset Panel Wood **3** Glass Pane **P** Glass Pane IV  
**1** Plain Glass **6** Glass Pane II **X** Glass Pane V  
**00** No Door

#### HARDWARE OPTIONS

**A** Brass Knob **F** Nickel Knob **L** Iron Knob  
**B** Brass Bar **G** Nickel Bar **M** Iron Bar  
**C** Brass Ring **H** Nickel Ring **N** Iron Ring

### DRAWER STYLE + DRAWER HARDWARE

#### DRAWER STYLES

**8** Flat Panel Drawer **9** Inset Panel Drawer **00** No Drawer

#### HARDWARE OPTIONS

**A** Brass Knob **F** Nickel Knob **L** Iron Knob  
**B** Brass Bar **G** Nickel Bar **M** Iron Bar  
**C** Brass Ring **H** Nickel Ring **N** Iron Ring  
**D** Brass Cup **J** Nickel Cup **P** Iron Cup  
**E** Brass Ball **K** Nickel Ball **R** Iron Ball

**A**



**HS50A-** 0 - 0 - 0 - 0  
 STYLE WOOD GLASS DOOR WOOD DOOR DRAWER  
 NUMBER FINISH STYLE+HDWR STYLE+HDWR STYLE+HDWR



As shown: HS50A-AB-00-00-8C

**B**



**HS50B-** 0 - 0 - 0 - 0  
 STYLE WOOD GLASS DOOR WOOD DOOR DRAWER  
 NUMBER FINISH STYLE+HDWR STYLE+HDWR STYLE+HDWR

**C**



**HS50C-** 0 - 0 - 0 - 0  
 STYLE WOOD GLASS DOOR WOOD DOOR DRAWER  
 NUMBER FINISH STYLE+HDWR STYLE+HDWR STYLE+HDWR

**D**



**HS50D-** 0 - 0 - 0 - 0  
 STYLE WOOD GLASS DOOR WOOD DOOR DRAWER  
 NUMBER FINISH STYLE+HDWR STYLE+HDWR STYLE+HDWR

**E**



**HS50E-** 0 - 0 - 0 - 0  
 STYLE WOOD GLASS DOOR WOOD DOOR DRAWER  
 NUMBER FINISH STYLE+HDWR STYLE+HDWR STYLE+HDWR

**F**



**HS50F-** 0 - 0 - 0 - 0  
 STYLE WOOD GLASS DOOR WOOD DOOR DRAWER  
 NUMBER FINISH STYLE+HDWR STYLE+HDWR STYLE+HDWR

**G**



**HS50G-** 0 - 0 - 0 - 0  
 STYLE WOOD GLASS DOOR WOOD DOOR DRAWER  
 NUMBER FINISH STYLE+HDWR STYLE+HDWR STYLE+HDWR





As shown:  
HS50K-ES-1F-00-8G



**HS50H-**  
STYLE NUMBER WOOD FINISH GLASS DOOR STYLE+HDWR WOOD DOOR STYLE+HDWR DRAWER STYLE+HDWR **- 0 + 0 -**



**HS50J-**  
STYLE NUMBER WOOD FINISH GLASS DOOR STYLE+HDWR WOOD DOOR STYLE+HDWR DRAWER STYLE+HDWR **- 0 . 0 - - 0 . 0 -**



**HS50K-**  
STYLE NUMBER WOOD FINISH GLASS DOOR STYLE+HDWR WOOD DOOR STYLE+HDWR DRAWER STYLE+HDWR **- 0 + 0 -**



**HS50L-**  
STYLE NUMBER WOOD FINISH GLASS DOOR STYLE+HDWR WOOD DOOR STYLE+HDWR DRAWER STYLE+HDWR **- 0 + 0 -**



**HS50M-**  
STYLE NUMBER WOOD FINISH GLASS DOOR STYLE+HDWR WOOD DOOR STYLE+HDWR DRAWER STYLE+HDWR **- 0 + 0 -**



**HS50N-**  
STYLE NUMBER WOOD FINISH GLASS DOOR STYLE+HDWR WOOD DOOR STYLE+HDWR DRAWER STYLE+HDWR **- 0 + 0 -**



**HS50P-**  
STYLE NUMBER WOOD FINISH GLASS DOOR STYLE+HDWR WOOD DOOR STYLE+HDWR DRAWER STYLE+HDWR **- 0 + 0 -**

HS73A-HS73J: W 73.25" (185 cm) x D 16.75" (42 cm) x H 54" (137 cm)  
 HS73K-HS73T: W 73.25" (185 cm) x D 16.75" (42 cm) x H 77.75" (198 cm)  
 (see diagrams on page 24)

Start with the style number below the selected style. Add custom options in the appropriate spaces. See *page 8* for custom options.

**HS73P-** SC - 2+A - 4+A - 9+C

STYLE NUMBER	WOOD FINISH	GLASS DOOR STYLE+HDWR	WOOD DOOR STYLE+HDWR	DRAWER STYLE+HDWR
-----------------	----------------	--------------------------	-------------------------	----------------------

As shown:  
HS73P-SC-2A-4A-9C



(see page 17 for instructions on customizing Home Storage)

**AV** Antique Vanilla    **AB** Antique Black    **CA** Camden Oak  
**ES** Espresso    **VK** Ivory Oak    **KH** Khaki  
**NC** Newport Cherry    **OY** Oyster Gray Oak    **SC** Saratoga Cherry

<b>4</b> Beveled Panel Wood	<b>2</b> Beveled Glass	<b>G</b> Glass Pane III
<b>5</b> Inset Panel Wood	<b>3</b> Glass Pane	<b>P</b> Glass Pane IV
<b>1</b> Plain Glass	<b>6</b> Glass Pane II	<b>X</b> Glass Pane V
<b>00</b> No Door		

<b>A</b> Brass Knob	<b>F</b> Nickel Knob	<b>L</b> Iron Knob
<b>B</b> Brass Bar	<b>G</b> Nickel Bar	<b>M</b> Iron Bar
<b>C</b> Brass Ring	<b>H</b> Nickel Ring	<b>N</b> Iron Ring

<b>A</b> Brass Knob	<b>F</b> Nickel Knob	<b>L</b> Iron Knob
<b>B</b> Brass Bar	<b>G</b> Nickel Bar	<b>M</b> Iron Bar
<b>C</b> Brass Ring	<b>H</b> Nickel Ring	<b>N</b> Iron Ring
<b>D</b> Brass Cup	<b>J</b> Nickel Cup	<b>P</b> Iron Cup
<b>E</b> Brass Bail	<b>K</b> Nickel Bail	<b>R</b> Iron Bail



As shown: HS73A-AV-3L-00-00



**HS73A-**  **-0+0-0+0**

STYLE WOOD GLASS DOOR WOOD DOOR DRAWER  
NUMBER FINISH STYLE+HDWR STYLE+HDWR STYLE+HDWR



**HS73B-**      **-**      **+** **-** 0 **+** 0 **-** 0 **+** 0

STYLE      WOOD      GLASS DOOR      WOOD DOOR      DRAWER  
NUMBER      FINISH      STYLE+HDWR      STYLE+HDWR      STYLE+HDWR



**HS73C-** \_\_\_\_\_ - **0+0** - \_\_\_\_\_ + \_\_\_\_\_ - \_\_\_\_\_ + \_\_\_\_\_  
**STYLE**                **WOOD**                **GLASS DOOR**                **WOOD DOOR**                **DRAWER**  
**NUMBER**                **FINISH**                **STYLE+HDWR**                **STYLE+HDWR**                **STYLE+HDWR**



**HS73D-** **- 0 + 0 - 0 + 0 -** **+**

STYLE WOOD GLASS DOOR WOOD DOOR DRAWER  
NUMBER FINISH STYL F+HDWR STYL F+HDWR STYL F+HDWR



**HS73E-**    - 0 + 0 - 0 + 0 -    +

STYLE                      WOOD                      GLASS DOOR                      WOOD DOOR                      DRAWER  
NUMBER                      FINISH                      STYLE F+HDWR                      STYLE F+HDWR                      STYLE F+HDWR



**HS73F-** 

**STYLE** **WOOD** **GLASS DOOR** **WOOD DOOR** **DRAWER**  
**NUMBER** **FINISH** **STYLE+HDWR** **STYLE+HDWR** **STYLE+HDWR**



**HS73G-**  **- 0 + 0 -**  **+**  **-**  **+**

**STYLE** **WOOD** **GLASS DOOR** **WOOD DOOR** **DRAWER**  
**NUMBER** **FINISH** **STYLE F+HDWR** **STYLE F+HDWR** **STYLE F+HDWR**



**HS73H-**                          **0+0**

STYLE WOOD GLASS DOOR WOOD DOOR DRAWER  
NUMBER FINISH STYLE+HDWR STYLE+HDWR STYLE+HDWR





**HS73J-**  
STYLE NUMBER WOOD FINISH GLASS DOOR STYLE+HDWR WOOD DOOR STYLE+HDWR DRAWER STYLE+HDWR  
- 0 + 0 -



**HS73K-**  
STYLE NUMBER WOOD FINISH GLASS DOOR STYLE+HDWR WOOD DOOR STYLE+HDWR DRAWER STYLE+HDWR  
- 0 + 0 -



**HS73L-**  
STYLE NUMBER WOOD FINISH GLASS DOOR STYLE+HDWR WOOD DOOR STYLE+HDWR DRAWER STYLE+HDWR  
- 0 + 0 - 0 + 0 -



**HS73M-**  
STYLE NUMBER WOOD FINISH GLASS DOOR STYLE+HDWR WOOD DOOR STYLE+HDWR DRAWER STYLE+HDWR  
- 0 + 0 -



**HS73N-**  
STYLE NUMBER WOOD FINISH GLASS DOOR STYLE+HDWR WOOD DOOR STYLE+HDWR DRAWER STYLE+HDWR  
- 0 + 0 -



**HS73P-**  
STYLE NUMBER WOOD FINISH GLASS DOOR STYLE+HDWR WOOD DOOR STYLE+HDWR DRAWER STYLE+HDWR  
- 0 + 0 -



**HS73R-**  
STYLE NUMBER WOOD FINISH GLASS DOOR STYLE+HDWR WOOD DOOR STYLE+HDWR DRAWER STYLE+HDWR  
- 0 + 0 -



**HS73S-**  
STYLE NUMBER WOOD FINISH GLASS DOOR STYLE+HDWR WOOD DOOR STYLE+HDWR DRAWER STYLE+HDWR  
- 0 + 0 -



**HS73T-**  
STYLE NUMBER WOOD FINISH GLASS DOOR STYLE+HDWR WOOD DOOR STYLE+HDWR DRAWER STYLE+HDWR  
- 0 + 0 -

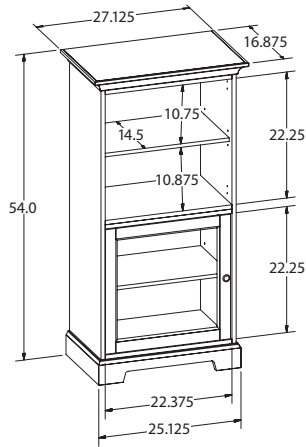


# HOME STORAGE CABINETS

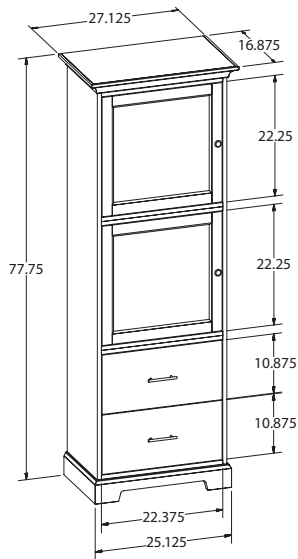
## HOME STORAGE SPECIFICATIONS

### 27" WIDE HOME STORAGE

**HS27A-HS27G OVERALL DIMENSIONS:**  
Width 27" x Depth 16.75" x Height 54"

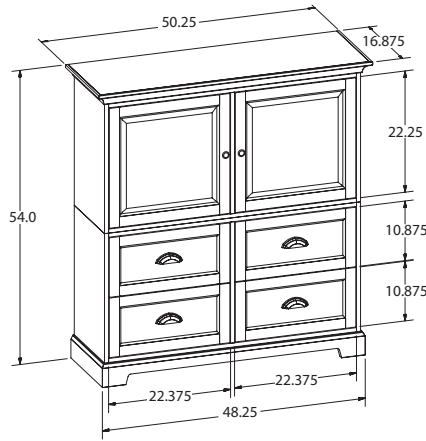


**HS27H-HS27P OVERALL DIMENSIONS:**  
Width 27" x Depth 16.75" x Height 77.75"

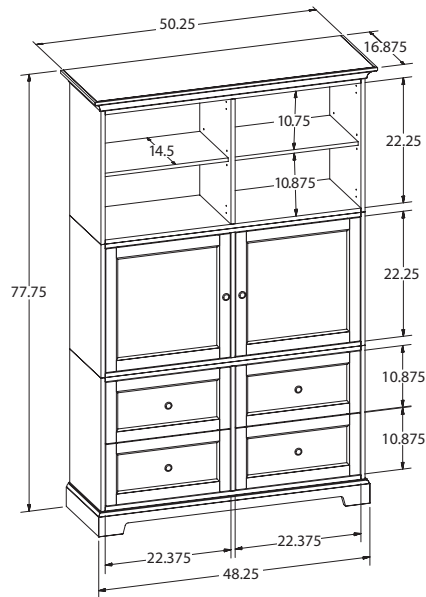


### 50" WIDE HOME STORAGE

**HS50A-HS50G OVERALL DIMENSIONS:**  
Width 50.25" x Depth 16.75" x Height 54"

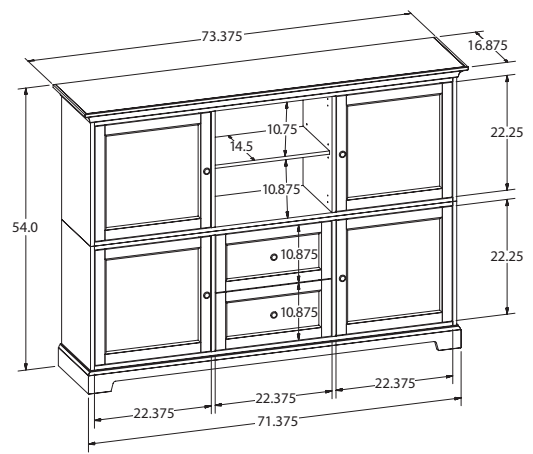


**HS50H-HS50P OVERALL DIMENSIONS:**  
Width 50.25" x Depth 16.75" x Height 77.75"

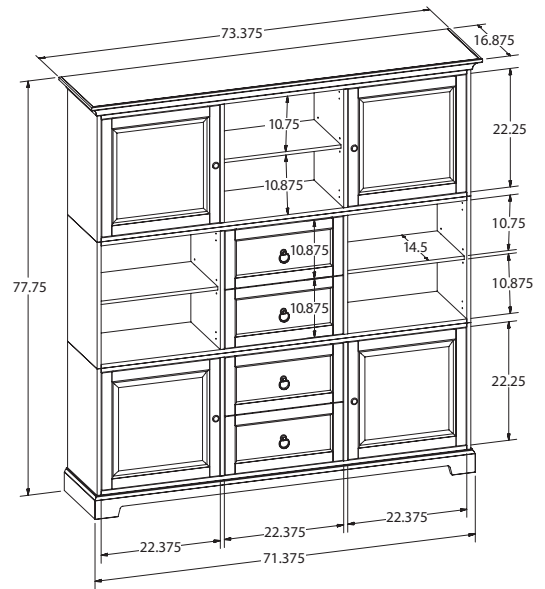


### 73" WIDE HOME STORAGE

**HS73A-HS73J OVERALL DIMENSIONS:**  
Width 73.25" x Depth 16.75" x Height 54"



**HS73K-HS73T OVERALL DIMENSIONS:**  
Width 73.25" x Depth 16.75" x Height 77.75"



# CURIO CABINETS

Curio Cabinets .....	26
Console Curios.....	44
Corner Curios .....	46
Wall Curios .....	45
Display Cabinets.....	51
Bookcases.....	58

## CURIO & DISPLAY CABINET COMMON FEATURES

Look for these common features throughout pages 26-58



**Made in the USA**



**Locking doors\***

Feel confident your valuable collectibles are secure.



**Front sliding doors\***

Need description.

**Adjustable glass shelves\***

Our cabinets come with multiple holes to maximize shelf adjustment for any size collectible.

**Pad-Lock™ metal shelf clips\***

Padded, metal shelf clips lock shelves in place for maximum stability.



**Plate Grooves\***

Allow for vertical display of plates.



**No Reach™ Touch-Lite™ Switch with Key Holder**

Tap the easily accessible upper right door hinge for four levels of light: low, medium, high and off. A handy key holder is attached.



**No Reach™ On/Off Light Switch with Key Holder**

Located on the back of the cabinet and is easily accessible. A handy key holder is attached.



**3X Power Strip Outlet**

Provides convenient access to power in your bar's prep area for operating small appliances.



**Adjustable Floor Levelers**

Height adjustable feet provide stability on uneven and carpeted surfaces.

\* Available on most curios and display cabinets..

QUINN III CURIO CABINET  
(PAGE 28)



## CURIO CABINETS



CHESTERFIELD II



BRENNA



### CHESTERFIELD II 680-288

H. 78" (198 cm), W. 28" (71 cm), D. 17" (43 cm)

Golden Oak finish on select hardwoods and veneers. Beveled glass on front locking door. Seven adjustable glass shelves; eight levels of display. No Reach™ Touch-Lite™ switch located on back of cabinet offers four levels of halogen light. Adjustable floor levelers.




### BRENNA 680-539

H. 80.5" (204 cm)

W. 37" (94 cm)

D. 16" (41 cm)

Charleston Place finish on select hardwoods and veneers is significantly distressed with deep gouges, scribes, and rasping for an aged aesthetic. Large center ring pull on door, large corbels, and bun feet. Locking front door slides in both directions. No-Reach™ roller light switch for interior halogen light is located on back. Glass mirrored back. Four adjustable glass shelves; five levels of display. Adjustable floor levelers.



### SALOMAN 680-412

H. 77.75" (198 cm)

W. 27.25" (69 cm)

D. 13.5" (34 cm)

Black Coffee finish on select hardwoods and veneers. Glass mirrored back and beveled glass door. Side-opening door. Seven adjustable glass shelves; eight levels of display. No Reach™ roller on/off light switch for interior incandescent light located on back. Adjustable floor levelers.



### RAMSDELL 680-473

H. 80" (203 cm)

W. 50" (127 cm)

D. 21.5" (55 cm)

Tuscany Cherry finish on select hardwoods and veneers is lightly distressed for an aged appearance. Extra wide and deep display cabinet. Locking front door slides in both directions and features Acanthus leaf column caps over a contoured column. Glass mirrored back; beveled glass. Interior power receptacle cord. Four extra thick adjustable glass shelves; five levels of display. Plate grooves. No-Reach™ roller on/off light switch for interior incandescent light. Adjustable floor levelers.



SALOMAN



RAMSDELL





WAYLON IV

## 4 AVAILABLE FINISHES



### WAYLON 680-653

Aged Auburn finish is wire brushed for a natural, reclaimed wood appearance.

### WAYLON II 680-654

Aged Grey finish is wire brushed for a natural, reclaimed wood appearance.

### WAYLON III 680-655

Aged Black finish is wire brushed for a natural, reclaimed wood appearance.

### WAYLON IV 680-656

Aged Linen finish is wire brushed for a natural, reclaimed wood appearance.

H. 78.25" (199 cm), W. 42.5" (108 cm), D. 17" (43 cm)

Made with select hardwoods and veneers. Hinged front locking door features iron finished gun barrel door latch. No-Reach™ roller light switch for interior halogen light is located on back. Glass mirrored back. Five adjustable glass shelves; six levels of display. Plate grooves. Adjustable floor levelers.



WAYLON



WAYLON II



WAYLON III



QUINN

## 5 AVAILABLE FINISHES



### QUINN 680-598

Aged Natural finish is wire brushed for a natural, reclaimed wood appearance.

### QUINN II 680-599

Burnished Silver finish is lightly wire brushed for a natural, reclaimed wood appearance. Includes glass mirrored bottom.

### QUINN III 680-680

Aged Java finish is wire brushed for a natural, reclaimed wood appearance.

### QUINN IV 680-681

Aged Linen finish is wire brushed for a natural, reclaimed wood appearance.

### QUINN V 680-682

Aged Grey finish is wire brushed for a natural, reclaimed wood appearance.

H. 78.75" (200 cm), W. 35.75" (91 cm), D. 15.5" (39 cm)

Made with select hardwoods and veneers. Distinctive charcoal finished base. Hinged front glass doors with antique charcoal finished bar pulls. Glass mirrored back. Four adjustable glass shelves; five levels of display. Plate grooves. No-Reach™ roller light switch for interior halogen light is located on the back. Adjustable floor levelers. Design allows for two or more to be used as bunching cabinets. *Glass front doors require some assembly.*



Two or more cabinets may be bunched together.



QUINN II



QUINN III



QUINN IV



QUINN V



## 2 AVAILABLE FINISHES



### ANSEL 680-690

Amber Brown finish is wire-brushed for a natural, reclaimed wood appearance.

### ANSEL II 680-691

Smoke Grey finish is wire-brushed for a natural, reclaimed wood appearance.

H. 78" (198 cm), W. 35.75" (91 cm), D. 15" (38 cm)

Made with select hardwoods and veneers. Hand-forged, lightly distressed iron leg base. Two-way sliding front door locks. Glass mirrored back. Four adjustable glass shelves; five levels of display. No-Reach™ roller light switch for interior LED light is located on back. Adjustable floor levelers. Some assembly required.



ANSEL II



ANSEL



MARSH BAY



SHAYNE

INSET  
MIRRORED  
PANELS ON  
FRONT



### MARSH BAY 680-545

H. 77.75" (198 cm), W. 33.5" (85 cm), D. 12.25" (31 cm)

Driftwood finish on select hardwoods and veneers is heavily wire brushed for a natural, reclaimed wood appearance. Locking front door slides in both directions. Glass mirrored back.

No-Reach™ roller light switch for interior halogen light is located on back. Four adjustable glass shelves; five levels of display. Adjustable floor levelers. *Due to a hand-applied, wire-brushed distressing technique on this product to accentuate the wood grains, the finish color may vary from product to product and photography.*



### SHAYNE 680-590

H. 80" (203 cm), W. 28.5" (73 cm), D. 12.75" (33 cm)

Silver finish on select hardwoods and veneers. Front frame features an inset mirror and beveled glass. Glass mirrored back and bottom panels. Two side entry doors. Four adjustable glass shelves; five levels of display. No-Reach™ roller light switch for interior halogen light is located on back. Adjustable floor levelers.



## 2

### AVAILABLE FINISHES



#### PORTLAND 680-340

Windsor Cherry finish.

#### TORRINGTON II 680-341

Golden Oak finish.

H. 76" (193 cm)

W. 27" (69 cm)

D. 13.5" (34 cm)

Made with select hardwoods and veneers. Flat top pediment and delicately scalloped front. Full-length crystal-cut grooved glass on front. Side-opening door. Four adjustable glass shelves; five levels of display. No Reach™ roller light switch for interior incandescent light is located on the back. Adjustable floor levelers.



PORTLAND



TORRINGTON



CUMBERLAND



HASTINGS

## 2

### AVAILABLE FINISHES



#### CUMBERLAND 680-344

Golden Oak finish.

#### HASTINGS 680-342

Windsor Cherry finish.

H. 79.25" (201 cm)

W. 27" (69 cm)

D. 13.5" (34 cm)

Made with select hardwoods and veneers. Decorative shell and leaf overlays on a removable top crown. Full-length crystal-cut grooved glass on the front. Side-opening door. Seven adjustable glass shelves; eight levels of display. No Reach™ roller on/off light switch for interior incandescent light is located on back. Adjustable floor levelers.



**RICARDO 680-420**

H. 78" (198 cm), W. 32" (81 cm), D. 14.25" (36 cm)  
Hampton Cherry finish on select hardwoods and veneers is heavily distressed with light and deep dents for an aged appearance; dark antique brass-finished knob and back plate. Large reeded columns; decorative top corner overlays. Glass mirrored back. Locking front door slides in both directions. No Reach™ roller on/off light switch for halogen light located on back. Four glass shelves; five levels of display. Adjustable floor levelers.



**EMBASSY 680-243**

H. 84.75" (215 cm), W. 36.75" (93 cm), D. 14.5" (36 cm)  
Embassy Cherry finish on select hardwoods and veneers is lightly distressed for an aged appearance. Richly detailed leaves and a shell on pediment. Fluted columns offer detailed column caps. No Reach™ roller on/off light switch for interior halogen light located on back. Beveled glass on the front locking door. Four adjustable glass shelves; five levels of display. Plate grooves. Adjustable floor levelers.



RICARDO



EMBASSY



MANFORD



WILLIAMSON



**MANFORD 680-523**

H. 78" (198 cm), W. 28" (71 cm), D. 18.5" (47 cm)  
Cherry Bordeaux finish on select hardwoods and veneers. Features a storage drawer at base of case. Glass mirrored back. Locking door slides in both directions. Four adjustable glass shelves; five levels of display. No-Reach™ roller light switch for interior halogen light located on back. Adjustable floor levelers.



**WILLIAMSON 680-515**

H. 78.25" (199 cm), W. 36" (91 cm), D. 15.75" (40 cm)  
Espresso finish on select hardwoods and veneers. Locking front door slides in both directions. Lower drawer with antique nickel-finished pull and full extension metal drawer glides. Glass mirrored back. Five adjustable glass shelves; six levels of display. Plate grooves. No Reach™ roller on/off light switch located on back controls a halogen light. Adjustable floor levelers.

FULL-  
EXTENSION  
DRAWER

FULL-  
EXTENSION  
DRAWER





BRANTLEY



BRANTLEY II

6

AVAILABLE FINISHES



**BRANTLEY 680-671**

Espresso finish.

**BRANTLEY II 680-672**

Black Satin finish.

**BRANTLEY III 680-673**

Aged Auburn finish, wire brushed for a natural, reclaimed wood appearance.

**BRANTLEY IV 680-674**

Aged Linen finish, wire brushed for a natural, reclaimed wood appearance.

**BRANTLEY V 680-675**

Aged Grey finish, wire brushed for a natural, reclaimed wood appearance.

**BRANTLEY VI 680-676**

Cherry Bordeaux finish.

H. 75.25" (191 cm) W. 26.25" (67 cm) D. 13" (33 cm)  
Made with select hardwoods and veneers. Side opening door. Glass mirrored back. Four adjustable glass shelves; five layers of display. No-Reach™ roller light switch for interior light is located on back. Adjustable floor levelers.



BRANTLEY III



BRANTLEY IV



BRANTLEY V



BRANTLEY VI





LUKE

**4 AVAILABLE FINISHES**



**LUKE 680-588**  
Espresso finish.

**LUKE IV 680-629**  
Black Satin finish.

**LUKE V 680-630**  
Gloss Red finish.

**LUKE VI 680-650**  
Aged Grey finish, wire brushed for a natural, reclaimed wood appearance.

H. 80" (203 cm)  
W. 28.5" (72.5 cm)  
D. 15" (38 cm)

Made with select hardwoods and veneers. Two-way slide opening, locking door with beveled glass. Glass mirrored back. Five adjustable glass shelves; six levels of display. No-Reach™ roller light switch for interior halogen light is located on the back. Adjustable floor levelers.



LUKE IV



LUKE V



LUKE VI



BRADINGTON

## 4 AVAILABLE FINISHES



### BRADINGTON 680-395

Black Coffee finish.

### BRADINGTON II 680-396

Silver finish.

### BRADINGTON III 680-677

Gloss White finish.

### BRADINGTON IV 680-678

Gloss Black finish.



These cabinets feature four curved glass front doors.

H. 82" (208 cm), W. 36" (91 cm), D. 17" (43 cm)

Made with select hardwoods and veneers. Four adjustable glass shelves; five levels of display. Plate grooves. Glass mirrored back. Design allows for two or more to be used as bunching cabinets. No Reach™ Touch-Lite™ switch on back of the cabinet offers four levels of halogen light. Adjustable floor levelers.



Two or more cabinets may be bunched together.



BRADINGTON II



BRADINGTON III



BRADINGTON IV



**4** AVAILABLE FINISHES



**JAYDEN 680-575**

Espresso finish.

**JAYDEN II 680-576**

Silver finish.

**JAYDEN III 680-572**

Hand-rubbed Gloss Black finish.

**JAYDEN IV 680-574**

Hand-rubbed Gloss White finish.

H. 76.75" (195 cm)

W. 33.5" (85 cm)

D. 12.25" (31 cm)

Made with select hardwoods and veneers. Locking door slides in both directions and features beveled glass. Glass mirrored back. Four adjustable glass shelves; five levels of display. No-Reach™ roller light switch for interior LED light is located on the back. Adjustable floor levelers.



JAYDEN III



JAYDEN IV



JAYDEN



JAYDEN II



## CURIO CABINETS

### 6 AVAILABLE FINISHES



#### CHESTERBROOK 680-658

Cherry Bordeaux finish.

#### CHESTERBROOK II 680-659

Espresso finish.

#### CHESTERBROOK III 680-660

Black Satin finish.

#### CHESTERBROOK IV 680-661

Aged Auburn finish is wire brushed for a natural, reclaimed wood appearance.

#### CHESTERBROOK V 680-662

Aged Linen finish is wire brushed for a natural, reclaimed wood appearance.

#### CHESTERBROOK VI 680-663

Aged Grey finish is wire brushed for a natural, reclaimed wood appearance.

H. 78" (198 cm), W. 28" (71 cm), D. 17" (43 cm)  
Made with select hardwoods and veneers. Beveled glass on the front locking door. No-Reach™ Touch-Lite™ switch for interior halogen light offers four levels of light and is located on back. Seven glass shelves; eight levels of display. Plate grooves. Adjustable floor levelers.



CHESTERBROOK V



CHESTERBROOK



CHESTERBROOK II



CHESTERBROOK III



CHESTERBROOK IV



CHESTERBROOK VI



MARTINDALE



MARTINDALE VI

**7 AVAILABLE FINISHES**



**MARTINDALE 680-469**

Cherry Bordeaux finish.

**MARTINDALE II 680-577**

Espresso finish.

**MARTINDALE III 680-578**

Black Satin finish.

**MARTINDALE IV 680-635**

Aged Auburn finish, wire brushed for a natural, reclaimed wood appearance.

**MARTINDALE V 680-636**


Aged Linen finish, wire brushed for a natural, reclaimed wood appearance.

**MARTINDALE VI 680-637**

Aged Grey finish, wire brushed for a natural, reclaimed wood appearance.

**MOORLAND 680-471**

Legacy Oak finish.



H. 78" (198 cm), W. 28" (71 cm), D. 17" (43 cm)

Made with select hardwoods and veneers. Front locking door slides in both directions. Beveled glass on front door. Glass mirrored back. Six glass shelves; seven levels of display. Plate grooves. No-Reach™ light switch for interior halogen light is located on back. Adjustable floor levelers.



MARTINDALE III



MARTINDALE II



MARTINDALE V



MARTINDALE IV



MOORLAND



## CURIO CABINETS



TYLER



TYLER III

### 6 AVAILABLE FINISHES



#### TYLER 680-537

Cherry Bordeaux finish.

#### TYLER II 680-538

Black Satin finish.

#### TYLER III 680-536

Espresso finish.

#### TYLER IV 680-639

Aged Linen finish is wire brushed for a natural, reclaimed wood appearance.

#### TYLER V 680-640

Aged Grey finish is wire brushed for a natural, reclaimed wood appearance.

#### TYLER VI 680-638


Aged Auburn finish is wire brushed for a natural, reclaimed wood appearance.

H. 78.25" (199 cm)

W. 42.5" (108 cm)

D. 17" (43 cm)

Made with select hardwoods and veneers. Locking front door slides in both directions. Beveled glass and glass mirrored back. No-Reach™ roller light switch for interior halogen light is located on back. Six adjustable glass shelves; seven levels of display. Plate grooves. Adjustable floor levelers.



TYLER II



TYLER IV



TYLER V

TYLER VI



BERENDS

**4 AVAILABLE FINISHES**



**BERENDS 680-477**

Black Satin finish.

**BERENDS II 680-478**

Camden Oak finish.

**BERENDS III 680-579**

Espresso finish.

**BERENDS IV 680-580**

Cherry Bordeaux finish.

H. 78" (198 cm)

W. 32" (81 cm)

D. 14.25" (36 cm)

Made with select hardwoods and veneers. Front locking door slides in both directions. Glass mirrored back. Four adjustable glass shelves; five levels of display. No Reach™ roller on/off light switch for interior halogen light is located on back. Adjustable floor levelers.



BERENDS II



BERENDS III



BERENDS IV



## CURIO CABINETS



### BERNADETTE 680-501

H. 78" (198 cm), W. 32.25" (82 cm), D. 15.25" (38 cm)

Hampton Cherry finish on select hardwoods and veneers is heavily distressed with light and deep dents for an aged appearance. Locking front door slides in both directions. Glass mirrored back. Four glass shelves; five levels of display. No Reach™ roller on/off light switch for interior halogen light is located on back. Adjustable floor levelers.




### ROSLYN 680-499


H. 78" (198 cm), W. 32" (81 cm), D. 14.75" (37 cm)

Worn Black finish on select hardwoods and veneers is moderately distressed for an aged appearance.

Unique grille design in front of door glass; nickel finished knob and back plate. Locking front door slides in both directions. Glass mirrored back. Four adjustable glass shelves; five levels of display. No Reach™ roller on/off light switch for interior halogen light located on back. Adjustable floor levelers.



BERNADETTE



ROSLYN



TOWNSEND



PARKVIEW

## 2 AVAILABLE FINISHES



### TOWNSEND 680-235

Windsor Cherry finish. Acanthus leaf molding accents the pediment, along with reeded columns at the sides.

### PARKVIEW 680-237

Golden Oak finish. Decorative dentil molding accents the pediment along with reeded columns at the sides.

H. 80" (203 cm)

W. 50" (127 cm)

D. 21.5" (55 cm)

Made with select hardwoods and veneers. X-tra™ cabinet with added height and depth. Locking front door slides in both directions. Four extra thick/extra deep adjustable glass shelves; five levels of display. Plate grooves. Adjustable power receptacle cord runs down an interior corner. No Reach™ roller on/off light switch on back for two interior incandescent lights. Adjustable floor levelers.







CADEN



CADEN II



CADEN III

## 4 AVAILABLE FINISHES



### CADEN 680-607

Aged Natural finish is wire brushed for a natural, reclaimed wood appearance, and lightly distressed with worm holes for an aged appearance.

### CADEN II 680-608

Aged Auburn finish is wire brushed for a natural, reclaimed wood appearance, and lightly distressed with worm holes for an aged appearance.

### CADEN III 680-651

Aged Grey finish is wire brushed for a natural, reclaimed wood appearance, and lightly distressed with worm holes for an aged appearance.

### CADEN IV 680-652

Aged Linen finish is wire brushed for a natural, reclaimed wood appearance, and lightly distressed with worm holes for an aged appearance.

H. 80" (203 cm), W. 39" (99 cm), D. 17.75" (45 cm)

Made with select hardwoods and veneers. Front locking door slides in both directions and features an applied molding with stepped corners. Glass mirrored back. Four adjustable glass shelves; five levels of display. No-Reach™ roller light switch for interior halogen light is located on back. Adjustable floor levelers.



CADEN IV



## CURIO CABINETS



HARTLAND



GILMORE



### HARTLAND 680-445

H. 78" (198 cm), W. 42" (107 cm), D. 14.25" (36 cm)

Hampton Cherry finish on select hardwoods and veneers is heavily distressed with light and deep dents for an aged appearance. Dark antique brass finished knob and plate on door. Features reeded columns and decorative overlay on an arched pediment. Glass mirrored back. Locking front door with beveled glass slides in both directions. Four adjustable glass shelves; five levels of display. Plate grooves. No Reach™ Touch-Lite™ switch located on the back offers four levels of halogen light. Adjustable floor levelers.



### GILMORE 680-145

H. 76.25" (194 cm), W. 19" (48 cm), D. 10.75" (27 cm)

Windsor Cherry finish on select hardwoods and veneers is lightly distressed. Gracefully arched bonnet and full length front locking glass door. Four adjustable glass shelves; five levels of display. No Reach™ roller light switch for interior halogen light is located on back. Adjustable floor levelers.



### GREGORY 680-245

H. 73" (185 cm), W. 20" (51 cm), D. 10.5" (27 cm)

Windsor Cherry finish on select hardwoods and veneers. Polished brass finished hinges and pulls. Features side access doors, profiled molding, and reeded columns. Four adjustable glass shelves; five levels of display. No Reach™ roller on/off light switch for interior incandescent light located on the back. Adjustable floor levelers.



### DONEGAL 680-339

H. 80" (203 cm), W. 42.5" (108 cm), D. 14.75" (37 cm)

Oak Yorkshire finish on select hardwoods and veneers. Dentil molding on the pediment, reeded columns with top and bottom caps, and a gently scalloped base. Locking front door slides in both directions. No Reach™ Touch-Lite™ switch located on the back of the cabinet offers four levels of halogen light. Four adjustable glass shelves; five levels of display. Plate grooves. Adjustable floor levelers.



GREGORY



DONEGAL





KANE



KANE II

KANE III

### 3 AVAILABLE FINISHES



#### KANE 680-625

Cherry Bordeaux finish.

#### KANE II 680-624

Black Satin finish.

#### KANE III 680-626

Espresso finish.



H. 80" (203 cm), W. 50" (127 cm), D. 21.5" (55 cm)


Made with select hardwoods and veneers. Locking front door, with beveled glass, slides in both directions. Glass mirrored back. No-Reach™ roller light switch for two interior incandescent lights is located on the back. Five adjustable glass shelves; six levels of display. Plate grooves. Adjustable floor levelers.



#### ANDREUS 680-479

H. 78" (198 cm), W. 42" (107 cm), D. 14.25" (36 cm)

Tuscany Cherry finish on select hardwoods and veneers is lightly distressed for an aged appearance. Beveled glass on door and glass mirrored back. Locking front door slides in both directions and features Acanthus leaf column caps over contoured columns. Four adjustable glass shelves; five levels of display. Plate grooves. No Reach™ Touch-Lite™ switch located on back of cabinet offers four levels of halogen light. Adjustable floor levelers.



ANDREUS





UNDERHILL

**5** AVAILABLE STYLES



## CONSOLE CURIO CABINETS

H. 33" (84 cm), W. 47.25" (120 cm), D. 14" (36 cm)

Made with select hardwoods and veneers. Side opening doors on left and right side. Glass mirrored back. One adjustable glass shelf; two levels of display. No-Reach™ roller light switch for interior incandescent light located on back. Adjustable floor levelers.

### UNDERHILL 680-533

Cherry Bordeaux finish. Crystal-cut grooved glass on front.

### UNDERHILL II 680-594

Black Satin finish.

### UNDERHILL III 680-596

Espresso finish.

### BURROWS 680-535

Golden Oak finish. Crystal-cut grooved glass on the front.

### MARSH BAY CONSOLE 680-586

H. 33" (84 cm), W. 43.75" (111 cm), D. 12.25" (31 cm)

Driftwood finish is heavily wire brushed for a natural, reclaimed wood appearance. *Due to a hand-applied, wire-brushed distressing technique on this product to accentuate the wood grains, the finish color may vary from product to product and photography.*



UNDERHILL II



UNDERHILL III



BURROWS



MARSH BAY CONSOLE



**DUBLIN 680-337**

H. 80" (203 cm)

W. 42.5" (108 cm)

D. 14.75" (37 cm)

Windsor Cherry finish on select hardwoods and veneers. Acanthus leaf molding, reeded columns with top and bottom caps, and gently scalloped base. Locking front door slides in both directions. No Reach™ Touch-Lite™ switch located on back of the cabinet offers four levels of halogen light. Four adjustable glass shelves; five levels of display. Plate grooves. Adjustable floor levelers.



**FELICIA 680-497**

H. 78" (198 cm)

W. 42" (107 cm)

D. 15" (38 cm)

Rustic Cherry finish on select hardwoods and veneers is heavily distressed with deep dents, gouges, and worm holes for an aged appearance. Locking front door features a decorative shell and vine overlay, large reeded columns with significantly carved Acanthus top caps, turned bottom caps and slides in both directions. Beveled glass on door; glass mirrored back. Four adjustable glass shelves; five levels of display. Plate grooves. No Reach™ Touch-Lite™ switch located on back of the cabinet offers four levels of halogen light. Adjustable floor levelers.



DUBLIN



FELICIA



VANCOUVER II



EDMONTON

**2 AVAILABLE FINISHES**

**WALL CURIO CABINETS**

Made with select hardwoods and veneers. Mount on the wall or set on a mantel or bookcase with a specially designed "no-tip" base. Glass mirrored back. Four adjustable glass shelves; five levels of display. Hinged front door.

**VANCOUVER II 685-102**

H. 33.5" (85 cm), W. 20" (51 cm), D. 8.25" (21 cm)

Oak Yorkshire finish. Delicately arched pediment.

**EDMONTON 685-104**

H. 33" (84 cm), W. 20" (51 cm), D. 8.25" (21 cm)

Windsor Cherry finish. Acanthus leaf molding on the pediment and reeded columns.



## CURIO CABINETS CORNER



DRAKE



DUSTIN



DOMINIC

### 7 AVAILABLE FINISHES



#### **DRAKE 680-483**

Cherry Bordeaux finish.

#### **DUSTIN 680-484**

Espresso finish.

#### **DOMINIC 680-485**

Legacy Oak finish.

#### **DUANE 680-487**

Black Satin finish.

#### **DELIA 680-641**

Aged Auburn finish, wire brushed for a natural, reclaimed wood appearance.

#### **DELIA II 680-642**

Aged Linen finish, wire brushed for a natural, reclaimed wood appearance.

#### **DELIA III 680-643**

Aged Grey finish, wire brushed for a natural, reclaimed wood appearance.

H. 80" (203 cm)

W. 28" (71 cm)

D. 16" (41 cm)

Wall Dimension:

20" (51 cm)



Made with select hardwoods and veneers. Corner curio cabinets with glass mirrored back and beveled glass door. Seven glass shelves; eight levels of display. No-Reach™ light switch for interior incandescent light located on the back. Adjustable floor levelers.



DUANE



DELIA



DELIA II



DELIA III



MARLOWE

## 5 AVAILABLE FINISHES



### MARLOWE 680-529

Hampton Cherry finish.

### MARLOWE II 680-627

Black Satin finish.

### MARLOWE III 680-664

Espresso finish.

### MARLOWE IV 680-665

Aged Linen finish is wire brushed for a natural, reclaimed wood appearance.

### MARLOWE V 680-666

Aged Grey finish is wire brushed for a natural, reclaimed wood appearance.

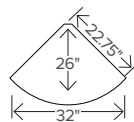
H. 78.5" (199 cm)

W. 32" (81 cm)

D. 26" (66 cm)

Wall Dimension:

22.75" (58 cm)



Made with select hardwoods and veneers. Features a unique frameless glass door. No-Reach™ roller light switch for interior halogen light on the back. Glass mirrored back. Four adjustable glass shelves; five levels of display. Adjustable floor levelers.



MARLOWE II



MARLOWE III



MARLOWE IV



MARLOWE V



## CURIO CABINETS CORNER



LYNWOOD



JENNINGS



HAMMOND

### 3 AVAILABLE FINISHES



#### LYNWOOD 680-345

Windsor Cherry finish.

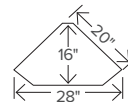
#### JENNINGS 680-346

Cherry Bordeaux finish.

#### HAMMOND 680-347

Golden Oak finish.

H. 72" (183 cm)  
W. 28" (71 cm),  
D. 16" (41 cm)  
Wall dimension:  
20" (51 cm)



Made with select hardwoods and veneers. Crystal-cut grooved glass on the front opening door. Four adjustable glass shelves; five levels of display. No Reach™ roller on/off light switch for incandescent light is located on the back. Adjustable floor levelers.



#### EMBASSY II 680-290

H. 86" (218 cm)  
W. 42" (107 cm)  
D. 26.75" (68 cm)  
Wall dimension:  
29.5" (75 cm)



Embassy Cherry finish on select materials, hardwoods and veneers is lightly distressed for an aged appearance. X-tra® cabinet, with added height and depth. Beveled glass on front locking door panel. Glass mirrored back and bottom. Seven extra-deep adjustable glass shelves; eight levels of display. Plate grooves. No Reach™ Touch-Lite™ switch located on the back of the cabinet offers four levels of halogen light. Adjustable floor levelers.



EMBASSY II



MELISSA IV



CONSTANCE



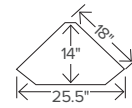
**MELISSA IV 680-631**

H. 79.75" (202 cm)

W. 25.5" (65 cm)

D. 14" (36 cm)

Wall Dimension:  
18" (46 cm)



Black Satin finish on select hardwoods and veneers. Corner curio cabinet features angled sides with glass mirrored panels. Five adjustable glass shelves; six levels of display. No-Reach™ roller light switch for interior incandescent light is located on the back. Adjustable floor levelers.



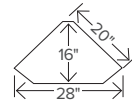
**CONSTANCE 680-404**

H. 72" (183 cm)

W. 28" (71 cm)

D. 16" (41 cm)

Wall dimension:  
20" (51 cm)



Hampton Cherry finish on select hardwoods and veneers is heavily distressed with light and deep dents for an aged appearance, and is enhanced by highlights and glazing. Features intricate floral overlay on the top, and decorative rosettes accenting the lower door. Glass mirrored back and a beveled glass door. Four adjustable glass shelves; five levels of display. No Reach™ roller on/off light switch for interior incandescent light is located on the back. Adjustable floor levelers.



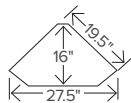
**MURPHY 680-495**

H. 84" (213 cm)

W. 27.5" (70 cm)

D. 16" (41 cm)

Wall dimension:  
19.5" (50 cm)



Cherry Bordeaux finish on select hardwoods and veneers. Bonnet top, corner display cabinet with beveled glass door. Glass mirrored back. Five adjustable glass shelves; six levels of display. No Reach™ roller on/off light switch for interior incandescent light is located on the back. Adjustable floor levelers.



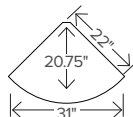
**JAIME 680-609**

H. 78" (198 cm)

W. 31" (79 cm)

D. 20.75" (53 cm)

Wall Dimension:  
22" (56 cm)



Black Satin finish on select hardwoods and veneers. Curved front glass doors feature satin nickel-finished pulls and hinges. Glass mirrored back. No-Reach™ roller light switch for interior halogen light is located on the back. Four adjustable glass shelves; five levels of display. Adjustable floor levelers. Simple door assembly required.

MURPHY



JAIME





JAMESTOWN



JAMESTOWN II

## 2 AVAILABLE FINISHES



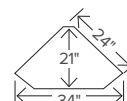
### JAMESTOWN 680-249

Windsor Cherry finish.

### JAMESTOWN II 680-250

Oak Yorkshire finish.

H. 82.25" (209 cm)  
W. 34" (86 cm)  
D. 21" (53 cm)  
Wall dimension:  
24" (61 cm)



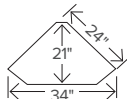
Made with select hardwoods and veneers. X-tra® cabinet, with added height and depth. Crystal-cut grooved glass on the door follows the curves of the pediment. Front locking door. Seven extra-deep, adjustable glass shelves; eight levels of display. Plate grooves. No Reach™ roller on/off light switch for halogen light is located on the back. Adjustable floor levelers.

## 2 AVAILABLE FINISHES



### BERKSHIRE 680-205

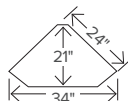
H. 85" (216 cm)  
W. 34" (86 cm)  
D. 21" (53 cm)  
Wall dimension:  
24" (61 cm)



Windsor Cherry finish. Features swan neck pediment, accented with a decorative, pierced overlay, plus two rosettes and a keystone at the center.

### WILSHIRE 680-207

H. 82.25" (209 cm)  
W. 34" (86 cm)  
D. 21" (53 cm)  
Wall dimension:  
24" (61 cm)



Golden Oak finish. Features a bonnet pediment accented with a decorative shell overlay.

Made with select hardwoods and veneers. X-tra® cabinet, with added height and depth. Front locking door features crystal-cut V-grooved glass. Four extra-deep, adjustable glass shelves; five levels of display. Plate grooves. No Reach™ roller on/off light switch for interior halogen light is located on the back. Adjustable floor levelers.



BERKSHIRE



WILSHIRE

**3 AVAILABLE FINISHES**



**CHADSFORD 670-040**

Aged Umber finish is wire brushed for a natural, reclaimed wood appearance, and lightly distressed with worm holes for an aged appearance.

**CHADSFORD III 670-042**

Aged Auburn finish is wire brushed for a natural, reclaimed wood appearance, and lightly distressed with worm holes for an aged appearance.

**CHADSFORD IV 670-043**

Aged Black finish is wire brushed for a natural, reclaimed wood appearance, and lightly distressed with worm holes for an aged appearance.

H. 80" (203 cm), W. 52" (132 cm), D. 21" (53 cm)

Made with select hardwoods and veneers. Flat pediment, solid side panels, and a plinth base. Hinged front doors feature corbels with an iron finished gun barrel door latch. Four extra thick glass shelves with solid wood mullions; five levels of display. Plate grooves. No-Reach™ roller light switch for interior incandescent light located on the back. Adjustable floor levelers.



CHADSFORD



CHADSFORD III



CHADSFORD IV



## CURIO CABINETS DISPLAY



DENSMORE



DENSMORE II

### 2 AVAILABLE FINISHES



#### DENSMORE 670-000

Aged Java finish is wire brushed for a natural, reclaimed wood appearance, and lightly distressed with worm holes for an aged appearance.

#### DENSMORE II 670-001

Aged Grey finish is wire brushed for a natural, reclaimed wood appearance, and lightly distressed with worm holes for an aged appearance.

H. 80.25" (204 cm)

W. 43" (109 cm)

D. 18.75" (48 cm)

Made with select hardwoods and veneers. Flat pediment, solid side panels, and a plinth base. Locking, hinged front doors with satin nickel knobs. Four extra thick glass shelves with a solid wood mullion; five levels of display. Plate grooves. Glass mirrored back. No-Reach™ roller light switch for interior incandescent light located on the back. Adjustable floor levelers.

### 2 AVAILABLE FINISHES



#### NAOMI 670-055

Aged Java finish is wire brushed for a natural, reclaimed wood appearance, and lightly distressed with worm holes for an aged appearance.

#### NAOMI II 670-056

Aged Grey finish is wire brushed for a natural, reclaimed wood appearance, and lightly distressed with worm holes for an aged appearance.

H. 84" (213 cm), W. 39.5" (100 cm), D. 18" (46 cm)

Made with select hardwoods and veneers. Arched top with charcoal finished arched doors, solid side panels, and bun feet. Hinged front doors with iron finished gun barrel door latch. Four extra thick glass shelves with three solid wood mullions; five levels of display. Three shelves are adjustable. Plate grooves. No-Reach™ roller light switch for interior incandescent light located on the back. Adjustable floor levelers.



NAOMI II



NAOMI



CLAWSON



CLAWSON II

CLAWSON III

## 5 AVAILABLE FINISHES



### CLAWSON 670-020

Aged Umber finish on select hardwoods and veneers is distressed with dents and wire brushed for a natural, reclaimed wood appearance.

### CLAWSON II 670-021

Aged Natural finish is wire brushed for a natural, reclaimed wood appearance, and lightly distressed with worm holes for an aged appearance.

### CLAWSON III 670-022

Aged Auburn finish is wire brushed for a natural, reclaimed wood appearance, and lightly distressed with worm holes for an aged appearance.

### CLAWSON IV 670-023

Aged Black finish is wire brushed for a natural, reclaimed wood appearance, and lightly distressed with worm holes for an aged appearance.

### CLAWSON V 670-024

Aged Linen finish on select hardwoods and veneers is wire brushed for a natural, reclaimed wood appearance.

H. 80" (203 cm), W. 52" (132 cm), D. 19.5" (50 cm)

Made with select hardwoods and veneers. Flat pediment, solid side panels, and a plinth base. Hinged front doors feature wood mullion frames with an iron finished gun barrel door latch. Four extra thick glass shelves with a solid wood mullion; five levels of display. Plate grooves. Glass mirrored back. No-Reach™ roller light switch for two interior incandescent lights is located on the back. Adjustable floor levelers.



CLAWSON IV

CLAWSON V





CHASMAN

## 4 AVAILABLE FINISHES



### CHASMAN 670-010

Aged Auburn finish is wire brushed for a natural, reclaimed wood appearance, and lightly distressed with worm holes for an aged appearance.

### CHASMAN II 670-011

Aged Natural finish is wire brushed for a natural, reclaimed wood appearance, and lightly distressed with worm holes for an aged appearance.

### CHASMAN III 670-012

Aged Umber finish is wire brushed for a natural, reclaimed wood appearance, and lightly distressed with worm holes for an aged appearance.

### CHASMAN IV 670-013

Aged Black finish is wire brushed for a natural, reclaimed wood appearance, and lightly distressed with worm holes for an aged appearance.

H. 80" (203 cm), W. 44" (112 cm), D. 19.25" (49 cm)

Made with select hardwoods and veneers. Flat pediment, solid side panels, and a plinth base. Locking, hinged front doors with iron finished knobs and applied molding. Four extra thick glass shelves with a solid wood mullion; five levels of display. Plate grooves. Glass mirrored back. No-Reach™ roller light switch for interior incandescent light located on the back. Adjustable floor levelers.



CHASMAN II



CHASMAN III



CHASMAN IV

**4** AVAILABLE FINISHES



**LENNON 670-005**

Aged Umber finish is wire brushed for a natural, reclaimed wood appearance, and lightly distressed with worm holes for an aged appearance.

**LENNON II 670-006**

Aged Black finish is wire brushed for a natural, reclaimed wood appearance, and lightly distressed with worm holes for an aged appearance.

**LENNON III 670-007**

Aged Auburn finish is wire brushed for a natural, reclaimed wood appearance, and lightly distressed with worm holes for an aged appearance.

**LENNON IV 670-008**

Aged Natural finish is wire brushed for a natural, reclaimed wood appearance, and lightly distressed with worm holes for an aged appearance.

H. 80" (203 cm), W. 44" (112 cm), D. 19.25" (49 cm)

Made with select hardwoods and veneers. Flat pediment, solid side panels, and a plinth base. Locking, hinged front doors with iron finished knobs. Four extra thick glass shelves with a solid wood mullion; five levels of display. Plate grooves. Glass mirrored back. No-Reach™ roller light switch for interior incandescent light is located on the back. Adjustable floor levelers.



LENNON



LENNON II



LENNON III



LENNON IV





MEISHA

## 4 AVAILABLE FINISHES



### MEISHA 670-030

Aged Umber finish is wire brushed for a natural, reclaimed wood appearance, and lightly distressed with worm holes for an aged appearance.

### MEISHA II 670-031

Aged Natural finish is wire brushed for a natural, reclaimed wood appearance, and lightly distressed with worm holes for an aged appearance.

### MEISHA III 670-032

Aged Auburn finish is wire brushed for a natural, reclaimed wood appearance, and lightly distressed with worm holes for an aged appearance.

### MEISHA IV 670-033

Aged Black finish is wire brushed for a natural, reclaimed wood appearance, and lightly distressed with worm holes for an aged appearance.

H. 80" (203 cm), W. 44" (112 cm), D. 20.25" (52 cm)

Made with select hardwoods and veneers. Flat pediment, solid side panels, and plinth base. Locking double sliding doors feature recessed finger pulls in antique black. Four extra thick glass shelves with solid wood mullions; five levels of display. Plate grooves. No-Reach™ roller light switch for interior incandescent light located on the back. Adjustable floor levelers. Door assembly required.



MEISHA II



MEISHA III



MEISHA IV

**4** AVAILABLE FINISHES



**DESMOND 670-015**

Aged Auburn finish is wire brushed for a natural, reclaimed wood appearance, and lightly distressed with worm holes for an aged appearance.

**DESMOND II 670-016**

Aged Black finish is wire brushed for a natural, reclaimed wood appearance, and lightly distressed with worm holes for an aged appearance.

**DESMOND III 670-017**

Aged Umber finish is wire brushed for a natural, reclaimed wood appearance, and lightly distressed with worm holes for an aged appearance.

**DESMOND IV 670-018**

Aged Natural finish is wire brushed for a natural, reclaimed wood appearance, and lightly distressed with worm holes for an aged appearance.

H. 80" (203 cm), W. 52" (132 cm), D. 19.25" (49 cm)

Made with select hardwoods and veneers. Flat pediment, solid side panels, and a plinth base. Locking, hinged front doors with iron finished knobs. Four extra thick glass shelves with a solid wood mullion; five levels of display. Plate grooves. Glass mirrored back. No-Reach™ roller light switch for two interior incandescent light located on the back. Adjustable floor levelers.



DESMOND



DESMOND II

DESMOND III



DESMOND IV



# CURIO CABINETS BOOKCASES



**OXFORD BOOKCASES** ANTIQUE BLACK FINISH  
(L TO R) Left Return / Bunching / Center / Bunching / Right Return



ANTIQUE VANILLA FINISH



SARATOGA CHERRY FINISH

## 3 AVAILABLE FINISHES



### OXFORD BOOKCASES

#### CENTER BOOKCASE

H. 85.75" (218 cm), W. 46.25" (117 cm), D. 18.25" (46 cm)  
Wraparound pediment.

- 920-000 Saratoga Cherry
- 920-006 Antique Vanilla (lightly distressed)
- 920-012 Antique Black (lightly distressed)

#### LEFT RETURN BOOKCASE

H. 81.75" (208 cm), W. 26.25" (67 cm), D. 14.25" (36 cm)  
Wraparound pediment on the left only.

- 920-002 Saratoga Cherry
- 920-008 Antique Vanilla (lightly distressed)
- 920-014 Antique Black (lightly distressed)

#### RIGHT RETURN BOOKCASE

H. 81.75" (208 cm), W. 26.25" (67 cm), D. 14.25" (36 cm)  
Wraparound pediment on the right only.

- 920-004 Saratoga Cherry
- 920-010 Antique Vanilla (lightly distressed)
- 920-016 Antique Black (lightly distressed)

#### BUNCHING BOOKCASE

H. 81.75" (208 cm); W. 24.5" (62 cm), D. 14.25" (36 cm)  
Pediment on the front only.

- 920-005 Saratoga Cherry
- 920-011 Antique Vanilla (lightly distressed)
- 920-017 Antique Black (lightly distressed)

Made with select hardwoods and veneers. Decorative fluted front frame and stylish pediment. One fixed and three adjustable wood shelves; five levels of display. Single units allow for multiple configurations. Adjustable floor levelers.



CENTER BOOKCASE



LEFT RETURN



RIGHT RETURN



BUNCHING

#### OTHER CONFIGURATION IDEAS:



Left Return - Right Return



Left Return - Center - Right Return



# WINE, BAR & GAME FURNISHINGS

Bars & Bar Stools .....	60
Cabinets.....	64
Consoles.....	72
Accessories.....	80
Pub & Game.....	81

BAR DEVINO  
WINE & BAR CONSOLE  
(PAGE 75)

## WINE, BAR & GAME COMMON FEATURES

Look for these common features throughout pages 60-83



### Locking doors

Feel confident that your wine and spirits are secure.



### No-Reach™ On/Off Light Switch

Located on the back of the cabinet is easily accessible.



### Auto-on™ Light Switch

Automatically turns on an interior light when the cabinet door is opened and off when it is closed.



### No Reach™ Touch-Lite™ Switch

Tap the easily accessible upper right door hinge for four levels of light: low, medium, high and off.



Made in the USA



### 3X Power Strip Outlet

Provides convenient access to power in your bar's prep area for operating small appliances.

### Reversible/Adjustable Wine Shelves

Provide versatile storage within your cabinet. These wine storage shelves may be flipped over for a flat storage surface and located where you choose within the cabinet.

### Adjustable glass shelves

Our cabinets come with multiple holes to maximize shelf adjustment and provide flexibility for your storage needs.

### Pad-Lock™ metal shelf clips

Padded, metal shelf clips lock shelves in place for maximum stability.



### Adjustable Floor Levelers

Height adjustable feet provide stability on uneven and carpeted surfaces.



## WINE, BAR & GAME FURNISHINGS BARS & BAR STOOLS



BEV TROLLEY BAR



### BEV TROLLEY BAR 693-040

H. 42" (107 cm), W. 78" (198 cm), D. 32" (81 cm)  
Countertop Size: W. 28" (71 cm) x L. 75" (191 cm)  
Countertop Front Overhang: 10" (25 cm)  
Footrest Height: 11.25" (29 cm)

Rustic Hardwood finish on select hardwoods and veneers features a heavy, artistic distressing. Thick wooden top, aged iron pipe footrest, and heavy cast iron wheels. A metal pin locks wheel into place to prevent movement. Accents include metal corner brackets and hex head bolts finished in aged iron at top and bottom. Two locking doors. Two drawers feature quality dovetail construction with smooth running metal slides. Hinged, laminated prep-shelves inside drawers. Dark antique nickel finished pulls on doors and drawers. Hanging metal stemware rack holds up to 15 large wine glass. One adjustable wood shelf and one fixed center shelf inside cabinet. Five adjustable shelves store up to 25 bottles of wine or reverse shelf for flat storage surface. Some assembly required.



### BEV TROLLEY BAR STOOL 697-040

H. 45.5" (116 cm)  
W. 22.5" (57 cm)  
D. 23.25" (59 cm)

See page 63 for full description



### HARBOR SPRINGS BAR 693-030

H. 42" (107 cm), W. 70" (178 cm), D. 28" (71 cm)

Rustic Hardwood finish on select hardwoods and veneers features heavy, artistic distressing for an aged appearance. Rustic metal wrapped top finished in antique bronze; features heavy artistic distressing and decorative nailhead trim. Two inset panels with a random parquet veneer design. Antique brass-tone foot rail. Lower work surface with black granite top. Hanging stemware racks hold up to 12 wine glasses. 3X power strip outlet for small appliances. Center storage drawer with quality dovetail construction and full-extension metal drawer slides. Two locking center doors. Left side interior holds four adjustable shelves that provide storage for up to twelve bottles of wine or reverse shelf for flat storage surface. One adjustable wood shelf in right side interior.



HARBOR SPRINGS BAR



### HARBOR SPRINGS BAR STOOL 697-030

H. 48.25" (123 cm)  
W. 23.5" (59 cm)  
D. 26.25" (66 cm)

See page 63 for full description



NIAGARA BAR



Niagara Bar features side-hinged top drawers.



Niagara Bar features a pull-out center shelf.



### NIAGARA BAR 693-001

H. 42" (107 cm), W. 75.75" (192 cm), D. 28.5" (72 cm)

Rustic Cherry on select hardwoods and veneers, heavily distressed with deep dents, gouges, and worm holes for an aged appearance. Features sunburst veneers and heavily carved columns and feet. Laminated Italian marble top is removable. Demilune (half-moon) shaped bar with antique brass-tone footrest. Hanging stemware rack. Wine rack holds up to 15 bottles. Pull-out shelf. Drawers with dovetail construction and full-extension metal guides. Side-hinged top drawers with one removable, laminated prep shelf and one black granite cutting board nested inside. Adjustable wood shelves. Locking doors. Removable, insulated stainless steel bins.

### NIAGARA BAR STOOL 697-001

H. 46" (117 cm), W. 26" (66 cm), D. 25.75" (65 cm)

See page 63 for full description



### NIAGARA HUTCH 693-007

H. 44.25" (112 cm), W. 61" (160 cm), D. 12.5" (32 cm)

Rustic Cherry on select hardwoods and veneers, heavily distressed with deep dents, gouges, and worm holes for an aged appearance. Can be secured to the NIAGARA CONSOLE (693-006) with two metal brackets. Four cubby storage drawers. No-Reach™ light switch for three incandescent lights located on the back. Hanging stemware rack. Glass mirrored back.

NIAGARA HUTCH



NIAGARA CONSOLE



### NIAGARA CONSOLE 693-006

H. 42" (107 cm), W. 64.75" (165 cm), D. 18.25" (46 cm)

Rustic Cherry on select hardwoods and veneers, heavily distressed with deep dents, gouges, and worm holes for an aged appearance. Rare, Italian marble laminated top is removable. Fixed bottle opener, removable catch basket, and towel bar. Two wine rack rows hold up to 12 bottles; room below for serving tray storage. Locking door. Hanging stemware rack. Adjustable floor levelers.



## WINE, BAR & GAME FURNISHINGS BARS & BAR STOOLS



NORTHPORT BAR



### NORTHPORT BAR 693-009

H. 43" (109 cm), W. 75.75" (192 cm), D. 27.5" (70 cm)

Burnished Black finish on select hardwoods and veneers is moderately distressed for an aged appearance. Raised panel bar includes a black faux leather armrest with antique brass nail head accents and antique brass-tone metal footrest. One-piece sparkle, black granite is removable. Two swing-out drawers; one includes a granite cutting board and the other a black laminate prep shelf. Quarter-round lazy Susan with two fixed shelves. Four pullout, wine storage drawers hold up to 16 bottles. Locking doors. Pullout shelf with black laminate. Center pullout drawer includes a stainless steel, double walled ice bucket with cover; two double walled wine bottle coolers; two condiment bins; and a multi-use rectangular bin. Wood stemware rack. One adjustable shelf. Antique brass-finished bottle opener and a towel bar; a pullout, brass-finished metal waste bin; and a fixed shelf. Lower storage drawer.



### NORTHPORT BAR STOOL 697-009

H. 46.5" (118 cm)

W. 24" (61 cm)

D. 25" (64 cm)

See page 63  
for full description



CHEERS BAR



### CHEERS BAR 693-027

H. 42.5" (108 cm), W. 86" (218 cm), D. 30" (76 cm); Armrest: W. 3.5", 42" (107 cm) high

Serving Counter: L. 74.5" (189 cm), D. 24.25" (62 cm), W. 9" (23 cm) on three sides

Working Counter: W. 64.5" (164 cm), D. 19.25" (49 cm), Counter H. 36" (91 cm)

Hampton Cherry finish on select hardwoods and veneers is lightly distressed for an aged appearance.

Three columns with carved caps and inset panels of ash burl veneers in a parquet pattern. Decorative moldings on front and ends. Antique brass-tone metal footrest. Locking door with beveled glass.

Suspended wooden armrest rail. Black sparkle granite serving counter top. Working counter top features a recessed, black sparkle granite surface surrounded by a wood border on three sides. Each granite top is one-piece and removable. Hanging stemware rack. Five adjustable shelves store up to 25 bottles of wine or

reverse shelf for flat storage surface. Three drawers with quality dovetail construction and full-extension metal drawer slides. Two adjustable wood shelves. Some assembly of armrest and footrest required.



### CHEERS BAR STOOL 697-027

H. 48.5" (123 cm)

W. 24" (61 cm)

D. 26" (66 cm)

See page 63  
for full description





NIAGARA  
BAR STOOL



CHEERS  
BAR STOOL

### NIAGARA BAR STOOL 697-001

H. 46" (117 cm), W. 26" (66 cm), D. 25.75" (65 cm)

Seat: H. 30.5" (77 cm), W. 19" (48 cm), D. 19" (48 cm); Arm: H. 38" (97 cm)

Rustic Cherry finish on select hardwoods and veneers is heavily distressed with deep dents, gouges, and worm holes for an aged appearance. Elaborately carved details on seat back, arms, and legs. Black faux leather cushioned seat with antique brass-tone footrest.

See page 61 for Niagara Bar

### CHEERS BAR STOOL 697-027

H. 48.5" (123 cm), W. 24" (61 cm), D. 26" (66 cm)

Seat: H. 30.5" (77 cm), W. 20" (51 cm), D. 18.5" (47 cm); Arm H: 38" (97 cm)

Hampton Cherry finish on select hardwoods and veneers is lightly distressed for an aged appearance. Features brown faux leather seat cushion and backrest, and an antique brass-tone metal footrest.

See page 62 for Cheers Bar



NORTHPORT  
BAR STOOL

### NORTHPORT BAR STOOL 697-009

H. 46.5" (118 cm), W. 24" (61 cm), D. 25" (64 cm)

Seat: H. 30.5" (77 cm), W. 19.25" (49 cm) D. 18.5" (47 cm); Arm: H. 38" (97 cm)

Burnished Black finish on select hardwoods and veneers is moderately distressed for an aged appearance. Black faux leather cushioned seat and backrest with an antique brass-tone metal footrest and antique brass nail heads.

See page 62 for Northport Bar



HARBOR SPRINGS  
BAR STOOL

### HARBOR SPRINGS BAR STOOL 697-030

H. 48.25" (123 cm), W. 23.5" (59 cm), D. 26.25" (66 cm)

Seat: H. 30.5" (78 cm), W. 19.5" (49 cm), D. 18" (46 cm); Arm: H. 38" (97 cm)

Rustic Hardwood finish on select hardwoods and veneers is significantly distressed with deep gouges, scribes and rasping for an aged aesthetic. Swivel bar stool features a faux leather seat cushion and back rest and an antique brass-tone footrest.

See page 60 for Harbor Springs Bar

#### HOWARD MILLER BAR STOOLS COMMON FEATURES:

- Non-return swivel.
- Furniture glides on all legs.
- Weight capacity: 300 lbs.
- Some/simple assembly required.



ITHACA  
BAR STOOL

### ITHACA BAR STOOL 697-000

H. 45" (114 cm), W. 22.75" (58 cm), D. 25.25" (64 cm)

Seat: H. 30.5" (77 cm), W. 19" (48 cm), D. 19" (48 cm)

Hampton Cherry finish on select hardwoods and veneers is lightly distressed for an aged appearance. Swivel bar stool offers a brown faux leather cushioned seat and antique brass-tone footrest.



BEV TROLLEY  
BAR STOOL

### BEV TROLLEY BAR STOOL 697-040

H. 45.5" (116 cm), W. 22.5" (57 cm), D. 23.25" (59 cm)

Seat: H. 30.5" (77 cm), D. 19" (48 cm)

Rustic Hardwood finish on select hardwoods and veneers features a heavy, artistic distressing. Includes brown faux leather seat cushion, finished wood backrest, and an aged ironfinished metal footrest and back uprights.

See page 60 for Bev Trolley Bar



OLIVER  
BAR STOOL

### OLIVER BAR STOOL 697-024

H. 47" (119 cm), W. 22.5" (57 cm), D. 27.25" (69 cm)

Seat: H. 30.5" (78 cm), W. 19.5" (50 cm), D. 18.5" (47 cm); Arm: H. 37" (94 cm)

Americana Cherry finish on select hardwoods and veneers is lightly distressed for an aged appearance. Black faux leather seat cushion, back rest, and arms with antique brass-tone metal footrest.



WOODROW  
BAR STOOL

### WOODROW BAR STOOL 697-036

H. 48.25" (123 cm), W. 23.25" (59 cm), D. 24.5" (63 cm)

Seat: H. 30.75" (78 cm), W. 19.25" (49 cm), D. 19" (48 cm); Arm H: 37" (94 cm)

Relaxed Classic finish on select hardwoods and veneers is lightly distressed for an aged appearance. Features antique bronze trim nails and foot rest. "Linen" colored upholstery.





SONOMA

## 5 AVAILABLE STYLES (on pages 64-65)



### WINE & BAR CABINETS

Made with select hardwoods and veneers. Holds up to 22 wine bottles, plus generous room for liquor storage. Upper fixed shelf. Wooden stemware rack. Front locking doors. Left door is secured with a slide lock on the upper interior. 3X power strip outlet for small appliances. Glass mirrored back. Auto-on™ light switch. Two dovetail drawers with full extension metal drawer slides. Laminated lift-up shelves inside each drawer. 180° full-length piano door hinges. Adjustable floor levelers.

#### SONOMA 695-064

H. 75" (190 cm), W. 43" (109 cm), D. 23" (58 cm)

Americana Cherry finish is lightly distressed for an aged appearance. Features raised door panels.

#### ROGUE VALLEY 695-122

H. 73" (186 cm), W. 40.25" (102 cm), D. 21.5" (55 cm)

Rustic Hardwood finish is significantly distressed with deep gouges, scribes and rasping for an aged appearance. Features random wood-planked door panels.

#### BAROLO 695-154

H. 72.5" (184 cm), W. 38" (97 cm), D. 20.75" (53 cm)

Black Coffee finish. Features raised trim over mirrored panels and distinctive chrome-finished door pulls on doors. Storage shelves on the inside of the doors are adjustable and removable.

#### SAMBUCA 695-142

H. 75" (191 cm), W. 43" (109 cm), D. 23" (58 cm)

Worn Black finish is heavily distressed with deep dents, gouges, and rasping for an aged appearance. Features distinctive paneled doors with inset panels, moldings, and antique charcoal ring pulls.

#### BAROSSA VALLEY 695-114

H. 75" (191 cm), W. 43" (109 cm), D. 23" (58 cm)

Hampton Cherry finish is lightly distressed for an aged appearance. Features paneled doors with inset panels of Ash Burl veneers in a parquet pattern framed with decorative moldings and oversized antique brass finished door knobs.



Lift-up shelves in the drawers feature laminated work surfaces.



ROGUE VALLEY



SAMBUCA



BAROLO



MIRRORED  
PANELS  
ON FRONT



BAROSSA VALLEY



## WINE, BAR & GAME FURNISHINGS CABINETS



CHAPERONE

### 3 AVAILABLE FINISHES



#### CHAPERONE WINE & BAR CABINET 690-036

Aged Grey finish is wire brushed for a natural, reclaimed wood appearance. Iron-finished bar pulls.

#### CHAPERONE II WINE & BAR CABINET 690-037

Aged Natural finish is wire brushed for a natural, reclaimed wood appearance. Iron-finished bar pulls.

#### CHAPERONE III WINE & BAR CABINET 690-038

Espresso finish. Nickel-finished bar pulls.

H. 80" (203 cm), W. 38.5" (98 cm), D. 18.25" (46 cm)

Made with select hardwoods and veneers. Locking, hinged front doors. Glass mirrored back in upper bar area. Full-extension drawer includes metal drawer guides. Hinged laminated prep-shelf located inside drawer. Touch-Lite™ switch offers four levels of light. Left door is secured with a slide lock on the upper interior. 270° door hinges. Hanging metal stemware rack holds up to 18 large wine glass. One adjustable glass shelf in upper cabinet. One adjustable wood shelf in lower cabinet. Metal wine rack holds up to 18 bottles. Adjustable floor levelers.



CHAPERONE II



CHAPERONE III

**7 AVAILABLE FINISHES**



**CORNER WINE & BAR CABINETS**

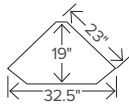
H. 76" (193 cm)

W. 32.5" (83 cm)

D. 19" (48 cm)

Wall dimension:

23" (58 cm)



Made with select hardwoods and veneers. Wrap-around molding on pediment and base. Upper cabinets offers: glass mirrored back panels, adjustable glass shelf, and hanging stemware rack. Touch-Lite™ switch (upper right hinge on lower door) with four levels of light. Lower cabinet features a metal wine rack that holds up to 13 bottles, two fixed shelves and locking door. Adjustable floor levelers.

**PIEDMONT 690-000**

Rustic Cherry finish is lightly distressed for an aged appearance.

**PIEDMONT II 690-003**

Worn Black finish is lightly distressed for an aged appearance.

**PIEDMONT III 690-007**

Espresso finish.

**PIEDMONT IV 690-045**

Aged Auburn finish is wire brushed for a natural, reclaimed wood appearance.

**PIEDMONT V 690-046**

Aged Linen finish is wire brushed for a natural, reclaimed wood appearance.

**PIEDMONT VI 690-047**

Aged Grey finish is wire brushed for a natural, reclaimed wood appearance.

**PIEDMONT VII 690-048**

Black Satin finish.



PIEDMONT II

PIEDMONT III



Lightly distressed.



PIEDMONT



PIEDMONT IV



PIEDMONT V



PIEDMONT VI



PIEDMONT VII



## WINE, BAR & GAME FURNISHINGS CABINETS



SOCIALIZE III



SOCIALIZE

**4 AVAILABLE FINISHES**



### SOCIALIZE III 690-043

Aged Grey finish is wire brushed for a natural, reclaimed wood appearance.

### SOCIALIZE IV 690-044

Aged Black finish is wire brushed for a natural, reclaimed wood appearance.

### SOCIALIZE 690-041

Aged Auburn finish is wire brushed for a natural, reclaimed wood appearance.

### SOCIALIZE II 690-042

Aged Linen finish is wire brushed for a natural, reclaimed wood appearance.

H. 80" (203 cm)

W. 44" (112 cm)

D. 19.5" (50 cm)

Made with select hardwoods and veneers. Touch-Lite™ switch offers four levels of light. Front locking doors feature an iron finished gun barrel door latch. Left door is secured with a slide lock on the upper interior. 270° door hinges allow the doors to fold flat against the sides. Hanging metal stemware rack holds up to 18 large glasses. One adjustable glass shelf in the upper cabinet. One adjustable wood shelf in the lower cabinet. Glass mirrored back in the upper bar area. Full-extension drawer includes metal drawer guides. Hinged laminated prep-shelf located inside the drawer. Metal wine rack holds up to 18 bottles. Adjustable floor levelers.



SOCIALIZE IV



SOCIALIZE



SOCIALIZE II



COGNAC



**COGNAC**  
**WINE & BAR CABINET 695-078**

H. 54.25" (138 cm), W. 28" (71 cm), D. 19.75" (50 cm)  
Hampton Cherry finish on select hardwoods and veneers, lightly distressed for an aged appearance. Locking, revolving front door with two shelves. Reeded columns with Acanthus leaf column caps, three raised panels on the front, antique hardware, and carved bun feet. Drop-down shelf features a laminated work surface. Glass mirrored back. Lower drawer stores a double layer of wine bottles; holds up to 10 bottles. Stemware rack. Auto-on™ light switch when top door is opened. Adjustable floor levelers.



Wine bottle drawer holds up to 10 bottles.



**GIMLET**  
**WINE & BAR CABINET 690-005**

H. 78" (198 cm), W. 29" (74 cm), D. 17.25" (44 cm)  
Black Coffee finish on select hardwoods and veneers with satin nickel-finished hardware. Glass doors, mirrored back panels and adjustable glass shelf. Hanging stemware rack. Storage drawer with full-extension metal drawer slides and a laminated lift-up shelf inside. Touch-Lite™ switch (upper right door hinge) with four levels of light. Wine rack holds up to 20 bottles. Adjustable floor levelers.



Hinged, lift up prep shelf inside drawer.



**RED MOUNTAIN**  
**WINE & BAR CABINET 695-138**

H. 73.75" (187 cm), W. 33.25" (84 cm), D. 16.75" (42 cm)  
Rustic Hardwood finish on select hardwoods and veneers, significantly distressed with deep gouges, scribes and rasping for an aged aesthetic, with burnished brass metal accents and a burnished bronze bar pull. Features a decorative mirror and upper shelf. Accessory drawer with quality dovetail construction and smooth running metal slides. Hanging metal stemware rack holds up to 15 large wine glasses. Lower shelf. Metal wine rack holds up to 14 bottles. Adjustable floor levelers. Some assembly required.



GIMLET



RED MOUNTAIN





JAMAICA INN



#### JAMAICA INN WINE & BAR CABINET 695-226

H. 52" (132 cm), W. 36" (91 cm), D. 20" (51 cm)

Weathered grey finish on select hardwoods and veneers, distressed for an aged appearance. Features charcoal gray finished metal components. Two hinged doors with herringbone pattern and elongated metal pulls. Upper interior includes glass mirrored back panel and hanging metal stemware rack for up to 18 large wine glasses. One fixed wooden shelf, two fixed lower shelves, and one adjustable wooden shelf. Wooden drawer with wooden drawer slides. Fixed lower shelf in base features slats for wine storage. Adjustable floor levelers.



#### BAR CART WINE & BAR CABINET 695-222

H. 65.5" (166 cm), W. 38" (97 cm), D. 20" (51 cm)

Medium brown finish on select hardwoods and veneers, distressed for an aged appearance. Metal components finished in charcoal gray. Two hinged doors with distinctive fluting and elongated metal pulls. Upper interior includes a glass mirrored back panel and hanging metal stemware rack for up to 18 large wine glasses. One large fixed wooden shelf, two fixed lower shelves, and one adjustable wooden shelf. Wooden drawer with wooden drawer slides. Portable, metal wine serving cart—which measures H. 30" (76 cm), W. 35" (89 cm), D. 18" (46 cm)—nests in the base and includes a wood top, lower wood shelf with metal wire galley, and four casters. Adjustable floor levelers.



BAR CART





### OLD MISSION WINE & BAR CABINET 695-186

H. 75.5" (192 cm), W. 41.5" (105 cm), D. 23" (58 cm)

Aged Black finish on select hardwoods and veneers, distressed for a natural, reclaimed wood appearance. Door louvers finished in Aged Natural. Locking doors and distinctive iron finished gun barrel latches. 270° door hinges. Auto-on light switch turns on automatically when the right door is opened. Upper cabinet features: wooden hanging stemware rack that holds up to 26 large wine glasses; glass mirrored back; extra thick, adjustable glass shelf; and 3X power strip outlet for small appliances. Four full-extension accessory drawers with metal drawer glides, dovetail construction, and iron-finished knobs. Hinged, laminated lift-up prep shelves in the two upper drawers. Five adjustable wine shelves store up to 25 bottles of wine or reverse shelf for flat storage surface. Adjustable floor levelers.



Laminated lift-up prep shelves located in the two upper drawers.

REVERSIBLE  
WINE SHELVES



OLD MISSION



TOSCANA



### TOSCANA WINE & BAR CABINET 695-015

H. 68" (173 cm), W. 43" (109 cm), D. 23" (58 cm)

Key West finish on select hardwoods and veneers, moderately distressed with gouges, scribes and rasping for an aged appearance. Pillowed herringbone-cane pattern on the front locking doors; turned legs. 180° full-length piano door hinges. Upper fixed shelf. Doors include four shelves for bottles (up to 16) and two top shelves. Two drawers with metal drawer guides. Laminated, hinged, lift-up prep shelves inside drawers. Wooden wine rack holds up to 22 bottles. Hanging stemware rack. Auto-on™ light switch turns light on when door is opened. Glass mirrored back panel. Adjustable floor levelers. Some assembly required.





LODI



EXPANDING  
SURFACE

Top slides to  
the left and flips  
open, doubling  
the top surface  
area to 77" wide.



REVERSIBLE  
WINE SHELVES

4 CASTERS  
MAKE UNIT  
PORTABLE

## 6 AVAILABLE STYLES (on pages 72-73)



### EXPANDING WINE & BAR CONSOLES

H. 43" (109 cm)  
W. 38.5" (98 cm)  
D. 22" (56 cm)  
Fully expanded: W. 77" (196 cm)

Made with select hardwoods and veneers. Finished on all sides. Four casters for mobility. 180° door hinges. Top slides to the left and flips open, doubling the top surface area to 77" wide. Accessory drawer with quality dovetail construction with smooth running metal slides. Two adjustable stemware racks store up to 18 large wine goblets. They also act as a shelf for extra storage. Four adjustable wine shelves store up to 20 bottles of wine. Each shelf is reversible for flat storage surface. Locking door.

### LODI WINE & BAR CONSOLE 695-116

Americana Cherry finish is lightly distressed for an aged appearance. Features decorative raised panels on the two front doors and on the back. Distinctive antique brass-finished knobs and back plates.

### BRUNELLO WINE & BAR CONSOLE 695-160

Antique Black finish with Red Undertones and gold highlighting. Features 16 decorative panels with raised trim and distinctive antique finished knobs on the two front doors; decorative trim on the back panel.

### CLARE VALLEY WINE & BAR CONSOLE 695-156

Wellington Hall finish is lightly distressed with dents, worm holes, and is wire-brushed for a natural, reclaimed wood appearance. Features decorative raised panels with raised trim on the two front doors and on the back plates.

### BENMORE VALLEY WINE & BAR CONSOLE 695-124

Rustic Hardwood finish is significantly distressed with deep gouges, scribes and rasping for an aged aesthetic. Features decorative raised panels on the two front doors and on the back. Distinctive antique brass-finished bar pulls.

### BOROLO WINE & BAR CONSOLE 695-150

Black Coffee finish. Features decorative raised lattice over mirrored panels on the two front doors and a flat panel on the back. Doors feature distinctive chrome-finished door pulls.

### WALKER BAY WINE & BAR CONSOLE 695-158

Weathered, Driftwood finish — inspired by the natural yet rustic nature of reclaimed woods. Features cane mesh panels on the two front doors and a veneered flat panel on the back.



BENMORE VALLEY



CLARE VALLEY



MIRRORED  
PANELS  
ON FRONT

BAROLO



WALKER BAY



BRUNELLO





## WINE, BAR & GAME FURNISHINGS CONSOLES



SHIRAZ



### SHIRAZ WINE & BAR CONSOLE 695-084

H. 38" (96 cm), W. 50.75" (129 cm), D. 21.25" (54 cm)

Indian Summer finish on select hardwoods and veneers, heavily distressed with gouges, scribes, worm holes and rasping for a rustic appearance. Top is a planked style look with a hand-planed surface and various forms of distressing. Raised panels on locking doors. Two adjustable shelves. Storage on the inside of each side door. Center cabinet features a revolving door with two fixed shelves. Three upper drawers. Hanging stemware rack. Adjustable floor levelers.



### CABERNET HILLS WINE & BAR CONSOLE 695-002

H. 41" (104 cm), W. 48" (122 cm), D. 17" (43 cm)

Worn Black finish on select hardwoods and veneers, heavily distressed with deep dents, gouges, worm holes, and rasping for an aged appearance. Features seedy glass, a decorative apron surrounding the serving area on three sides, and bun feet.

Drawers with quality dovetail construction and metal drawer guides. Wine rack holds up to 14 bottles. Locking doors secure your spirits. Adjustable wood shelves. Adjustable floor levelers.



Heavily distressed finish.



CABERNET HILLS



BAR DEVINO



### BAR DEVINO

#### WINE & BAR CONSOLE 695-080

H. 40" (102 cm), W. 60" (152 cm), D. 20" (51 cm);  
Fully expanded: W. 76.75" (195 cm)

Americana Cherry finish on select hardwoods and veneers, lightly distressed for an aged appearance. Features raised panel doors and drawers with antique brass-finished door pulls. Finished on all sides. Includes fixed bottle opener, removable catch basket, and towel bar. Top surface slides open to reveal granite work surface and removable ice sink. Wood stemware racks. One adjustable wood shelf on each side. Additional storage in center of cabinet. Holds up to 28 wine bottles in the two-tiered nested bottle storage drawers with smooth running metal slides. Two front side doors lock. Adjustable floor levelers.

#### EXPANDING SURFACE

Top surface expands to 76.75" wide.



Open top surface reveals granite work surface and removable ice sink.



### MERLOT VALLEY

#### WINE & BAR CONSOLE 695-016

H. 38" (97 cm)  
W. 44" (112 cm)  
D. 21.75" (55 cm)

Vintage Umber finish and Worn Black finished posts on select hardwoods and veneers is moderately distressed with dents and gouges for an aged appearance. Demilune (half-moon) console with curved front glass door panel. Black granite top is removable. Two curved side storage compartments feature a fixed shelf. Wine rack holds up to 18 bottles. Drawer with quality dovetail construction and metal drawer guides. Hanging stemware rack. Three locking doors. Adjustable floor levelers.



Front and side opening doors.



MERLOT VALLEY





HOMESTEAD



Removable wine rack in drawers for versatile storage options.



### HOMESTEAD WINE & BAR CONSOLE 695-144

H. 40" (101 cm)

W. 60" (152 cm)

D. 20" (51 cm)

Relaxed Classic finish on select hardwoods and veneers, lightly distressed for an aged appearance. Features rustic styling with a unique sliding door and a planked top surface. Hanging stemware racks hold up to 15 wine glasses. One adjustable shelf. Four storage drawers feature removable wine bottle racks that hold up to 21 bottles; quality dovetail construction and full-extension metal drawer slides. Locking door. Adjustable floor levelers.



SHOOTER



### SHOOTER WINE & BAR CONSOLE 695-214

H. 42" (107 cm), W. 42" (107 cm),  
D. 18" (46 cm)

Weathered grey finish on select hardwoods is distressed for an aged appearance and features contrasting metal components finished in aged iron. Sliding metal door reveals interior storage area with two adjustable shelves. Hanging metal stemware behind the sliding metal door holds up to six large wine glass. Two wooden drawers with wooden drawer slides. Removable wine rack in the lower cabinet holds up to nine bottles.



BOTTOMS UP

4 CASTERS  
MAKE UNIT  
PORTABLE



Pull-out work surface provides an expanded prep area.



#### BOTTOMS UP WINE & BAR CONSOLE 695-180

H. 44" (112 cm), W. 39.5" (100 cm), D. 21.25" (54 cm); Open: H. 53" (135 cm)

Antique White finish on select hardwoods and veneers features worn through edges and spatter marks for an aged appearance. Two front doors resemble an Apothecary's chest of drawers with decorative antique brass ring pulls. Finished on all sides. Four casters. Top section flips up to reveal a storage and preparation area with a back mirror. Pull-out work surface for extra prep area. Two dampers help protect from accidental drop of the top as it closes. Fixed, wooden wine racks hold up to 12 bottles. Full-extension drawer with dovetail construction and metal drawer glides; wooden stemware rack holds up to 12 large wine glasses; and adjustable shelf. Locking doors. Some assembly required.



#### GOOD CHEER WINE & BAR CONSOLE 695-203

H. 44" (112 cm), W. 40.25" (102 cm), D. 21.25" (54 cm)

Open: H. 54.5" (138 cm), D. 27.5" (70 cm)

Americana Cherry finish on select hardwoods and veneers, lightly distressed for an aged appearance. Raised inset panels on doors and antique brass knobs and pulls. Finished on all sides. Four casters. Top section flips up to reveal a storage and preparation area with a back mirror. Pull-out work surface provides extra prep area. Two dampers help protect from an accidental drop of top as it closes. Fixed, wooden wine racks hold up to 12 bottles. Full-extension drawer with dovetail construction and metal drawer glides; wooden stemware rack holds up to 12 large wine glasses. Adjustable shelf. Locking doors. Some assembly required.



GOOD CHEER

4 CASTERS  
MAKE UNIT  
PORTABLE



## WINE, BAR & GAME FURNISHINGS CONSOLES

### METRO BARKEEP WINE & BAR CABINET 695-204

H. 53" (135 cm)

W. 39.25" (100 cm)

D. 22" (56 cm)

Open: H. 69" (175 cm), D. 36" (91 cm)

Metal bar cabinet features an aluminum exterior sheeting with faux rivet detailing. Finished on all sides. Four casters for mobility. When the upper door is pulled down the top panel raises up, exposing a mirrored prep surface and storage area with a mirrored back. One accessory drawer. Two hinged, non-locking metal doors feature distinctive circular inset metal pulls — can be secured with a decorative metal catch. Two adjustable shelves with metal stemware rack holds up to 18 large wine glasses. Five adjustable shelves store up to 20 bottles of wine. Two additional adjustable shelves. Some assembly required.

4 CASTERS  
MAKE UNIT  
PORTABLE



METRO BARKEEP



OPEN CELLAR II



OPEN CELLAR



REVERSIBLE  
WINE SHELVES

2 AVAILABLE FINISHES



#### OPEN CELLAR II 695-199

Mocha finish. The natural beauty of the wood grain is accentuated by a soft lacquer finish.

#### OPEN CELLAR 695-198

Dark Caramel finish. The natural beauty of the wood grain is accentuated by a soft patina created from a waxy, caramel lacquer.

H. 50" (127 cm)

W. 37" (94 cm)

D. 20.25" (51 cm)

Open:

H. 64.75" (164 cm)

W. 37" (94 cm)

D. 33" (84 cm)

Made with select hardwoods and veneers. Hand-forged, lightly distressed iron leg base. Finished on all sides. When the upper door is pulled down the top panel flips up, exposing a prep surface and storage area with a mirrored back. Locking doors with distinctive iron finished bar pulls. Wood stemware racks hold up to 18 large wine glasses. Five adjustable wine shelves store up to 20 bottles of wine. Each shelf is reversible so that it can be used as a flat storage surface. Adjustable floor levelers. Some assembly required.



BARROWS



**BARROWS WINE & BAR CONSOLE 695-146**

H. 40.25" (102 cm), W. 56.25" (143 cm), D. 19.5" (50 cm)

Rustic Hardwood finish on select hardwoods and veneers features heavy, artistic distressing for an aged appearance. Metal top with heavy artistic distressing and distressed metal corner guards finished in antique bronze. Wheels and push/pull handles for mobility. Hanging stemware rack holds up to twelve glasses. Two full extension drawers with metal drawer glides include removable wine bottle holder trays that hold up to twelve bottles. Open storage area above the drawers. Locking door.



WHEELS  
MAKE UNIT  
PORTABLE

**BEV CHEST  
WINE & BAR CONSOLE 695-210**

H. 48.5" (123 cm), W. 38" (97 cm), D. 20" (51 cm)

Finished on all sides in Aged Charcoal Gray. Metal cabinet with solid wood top with a weathered finish. Includes metal wheels for mobility. Two hinged doors feature six fixed shelves on the inside for liquor storage. The console interior houses a long fixed shelf, below a hanging metal stemware rack, for storing large items such as trays. The lower storage area also includes a smaller fixed shelf. Two drawers. Removable metal wine bottle rack holds up to 16 bottles.



BEV CHEST



WHEELS  
MAKE UNIT  
PORTABLE



AL FRESCO



WHEELS  
MAKE UNIT  
PORTABLE

**AL FRESCO WINE &  
BAR CONSOLE 695-216**

H. 48" (122 cm)

W. 36" (91 cm)

D. 22" (56 cm)

Metal cabinet finished in an aged iron black. Contrasting natural solid wood top with an aged appearance. Wood top flips open, expanding to 72". Finished on all sides. Four cast iron wheels. Metal pin is provided to prevent movement. Extra deep doors with glass fronts include shelves. One large fixed shelf and one removable shelf. 180° door hinges allow. Hanging metal stemware rack holds up to 18 large wine glass. Two drawers provide ample utensil storage. Removable metal wine rack holds up to 16 bottles.



## WINE, BAR & GAME FURNISHINGS CONSOLES & ACCESSORIES



HAPPY HOUR

WHEELS  
MAKE UNIT  
PORTABLE



Metal wrapped top with antique bronze finish.

### HAPPY HOUR WINE & BAR CONSOLE 695-184

H. 37" (94 cm), W. 47" (119 cm), D. 22.75" (58 cm)  
Rustic Hardwood finish on select hardwoods and veneers, lightly distressed with dents and rasping for an aged appearance. Wheeled, barrel bar wine console features a distressed metal wrapped top in an antique bronze finish. Heavy cast iron wheels for mobility. Push/pull handles. Hanging stemware rack holds up to 21 large wine glasses. Fixed shelf below. Wooden wine bottle rack holds up to 11 bottles. Some assembly required.



BUTLER

REMOVABLE  
TRAY TOP

4 CASTERS  
MAKE UNIT  
PORTABLE

### BUTLER WINE & BAR CONSOLE 695-074

H. 39.25" (100 cm), W. 24" (61 cm), D. 19.75" (50 cm)  
Black Coffee finish on select hardwoods and veneers with brushed satin nickel-finished knob. Removable top serving tray. Door features beveled glass. Wood stemware rack for wine glasses, and storage for glassware, spirits, and other accessories. "X" design wine rack stores up to 14 bottles and is removable. Locking door. Four antique brass ball casters make unit portable.



VENETO WINE SET

### VENETO WINE KIT 655-162

H. 2" (5 cm), W. 5" (13 cm), D. 6.25" (16 cm)

Two-piece wine accessory kit. Black Satin finished wood presentation box with silver hinges. Includes one stainless steel waiter's style corkscrew and one polished chrome finished stopper with faceted clear glass crystal top. Corkscrew features a spiral opener, folding bottle opener, and blade.

### WINE BUTLER 655-147

H. 37.25" (95 cm), W. 17.5" (44 cm), D. 12" (30 cm)

Wrought iron and wood wine rack with warm gray and Americana Cherry finish. Removable serving tray. Holds up to 21 bottles. Adjustable floor levelers. Some assembly required.



WINE BUTLER

REMOVABLE  
TRAY TOP



ENTERTAINMENT  
BEVERAGE TUB

### ENTERTAINMENT BEVERAGE TUB 655-145

Overall dimensions: H. 29" (74 cm), W. 21" (53 cm), D. 10.75" (27 cm)  
Serving tub only: H. 7" (18 cm), W. 21" (53 cm), D. 10.75" (27 cm)

Copper-finished, galvanized steel serving tub with hinged handles for easy lifting. Watertight and resists corrosion. Wrought iron stand is zinc-plated with an Anti-UV powder coated finish, providing double protection against rust and corrosion. Ideal for indoor or outdoor use. Some assembly required.



Serving tub is removable.



ITHACA GAME TABLE

REVERSIBLE/  
REMOVABLE  
SURFACE



**MATCHING CLUB CHAIR:**  
ITHACA CLUB CHAIR 697-012  
(SEE PAGE 76)



Flip top  
to reveal  
dining surface



Remove top  
to reveal  
Texas Hold 'Em  
playing surface



REVERSIBLE/  
REMOVABLE  
SURFACE

Flip top  
to reveal  
dining surface



Remove top  
to reveal  
Texas Hold 'Em  
playing surface



**MATCHING CLUB CHAIR:**  
NIAGARA CLUB CHAIR 697-013  
(SEE PAGE 76)



NIAGARA GAME TABLE



## ITHACA & NIAGARA GAME TABLES

Made with select hardwoods and veneers. Durable clear coat for wear protection. Accommodates six people. Reversible top features dining surface side and a fabric poker-playing surface on the other. Remove the top to reveal a Texas Hold 'Em surface. Six full-extension drawers with removable sandstone drink coasters. Storage base features storage with hinged door and a fixed shelf. Adjustable floor levelers. Simple assembly is required.

### FREE GAME ACCESSORIES INCLUDED:

500 high-quality poker chips (five colors)  
and two decks of playing cards included  
in a convenient storage case.



### ITHACA GAME TABLE 699-012

H. 30" (76 cm), W. 54" (137 cm),  
D. 54" (137 cm); Apron height: 25.25" (65 cm)

Hampton Cherry finish is lightly distressed for an aged appearance. Dining surface features rare olive ash burl veneers. Storage base features four framed panels with rare olive ash burl veneers.

### NIAGARA GAME TABLE 699-013

H. 30" (76 cm), W. 50" (127 cm),  
D. 57.75" (147 cm); Apron H.: 25.25" (65 cm)

Rustic Cherry finish is lightly distressed for an aged appearance. Dining surface features cherry veneers in a sunburst pattern. Base features reeded columns with turned top and bottom caps, decorative carved feet, and six framed panels.





ROXBURY GAME TABLE



**ROXBURY GAME TABLE 699-034**

H. 30" (76 cm)  
W. 54" (137 cm)  
D. 54" (137 cm)

Charleston Place finish on select hardwoods and veneers, severely distressed with deep gouges, scribes, and rasping for an aged aesthetic. Durable clear coat for wear protection. Accommodates six people. Six full-extension drawers with removable sandstone drink coasters. Top features black microfiber poker-playing surface. Footed base features decorative columns, applied moldings, and hinged door to storage area with one fixed shelf and bottom shelf. Adjustable floor levelers. Simple assembly is required.



ITHACA PUB TABLE



**MATCHING STOOL:**  
ITHACA PUB STOOL  
697-010  
(SEE PAGE 76)



**ITHACA PUB TABLE 699-010**

H. 36" (91 cm), W. 39" (99 cm), D. 39" (99 cm)  
Apron height: 31.75" (81 cm)

Hampton Cherry finish on select hardwoods and veneers, lightly distressed for an aged appearance. Durable clear coat for wear protection. Center of top is reversible/ removable, featuring rare olive ash burl veneers on dining surface side and a chessboard playing surface made from Walnut and Maple veneers on the other. An upholstered backgammon board is provided in the well below. Accommodates four people. Four full-extension drawers with removable sandstone drink coaster. Base features four framed panels with rare olive ash burl veneers and storage with two fixed shelves. Adjustable floor levelers. Simple assembly is required.

**FREE GAME ACCESSORIES INCLUDED:**

Backgammon pieces with dice cups, dice, and betting die in a fabric bag. Chess and checker pieces are also included in their own fabric bags.





**HOWARD MILLER  
CLUB CHAIR  
COMMON FEATURES:**

- Wood-covered, metal base with ball casters.\*\*
- Non-return swivel, gas height adjustment, and tilt option.\*\*
- Weight capacity: 300 lbs.
- Some assembly is required.

\*\* Models 697-022 and 697-012 only



**ITHACA CLUB CHAIR 697-012**

H. 41" (104 cm), W. 29.25" (74 cm), D. 30.75" (78 cm)  
Seat: H. 18.5" (47 cm) to 22.5" (57 cm),  
W. 20" (51 cm), D. 18.75" (48 cm)  
Arm: H. 25" (64 cm) to 29" (74 cm)

Hampton Cherry finish on select hardwoods and veneers, lightly distressed for an aged appearance. Brown faux leather seat cushion and back rest.



See page 81 for  
Ithaca Game Table

**BONAVISTA CLUB CHAIR 697-022**

H. 38.75" (98 cm), W. 28" (71 cm), D. 31.5" (80 cm)  
Seat: H. 18.5" (46 cm) to 22.5" (57 cm),  
W. 20.5" (52 cm), D. 19" (48 cm)  
Arm: H. 25" (64 cm) to 29" (74 cm)

Rustic Cherry finish on select hardwoods and veneers, lightly distressed for an aged appearance. Black faux leather seat cushion, backrest, and arms.



**NIAGARA CLUB CHAIR 697-013**

H. 37" (94 cm), W. 25.5" (65 cm), D. 24.5" (62 cm)  
Seat: H. 18" (46 cm), W. 22" (56 cm), D. 19.25" (49 cm)  
Arm: H. 25" (64 cm)

Rustic Cherry finish on select hardwoods and veneers, lightly distressed for an aged appearance. Features a black faux leather seat cushion and back rest, and ball casters on four legs.



See page 81 for  
Niagara Game Table



See page 82 for  
Ithaca Pub Table



**ITHACA PUB STOOL 697-010**

H. 39" (99 cm), W. 22.75" (58 cm), D. 25.5" (65 cm)  
Seat: H. 24.5" (62 cm), W. 19" (48 cm), D. 19" (48 cm)

Hampton Cherry finish on select hardwoods and veneers, lightly distressed for an aged appearance. Faux brown leather seat cushion and antique brass-finished metal footrest. Furniture glides on all legs and a non-return swivel.




## WOOD FINISHES

Howard Miller wood finishes are formulated to gently enhance the natural beauty of select woods and are meticulously applied by the adept hands of our experienced craftspeople. When you examine a Howard Miller finish, you will not only be able to see the beauty, but feel the quality of the finish as well.




AGED AUBURN  
(Wire brushed and lightly distressed)




AGED BLACK  
(Wire brushed and lightly distressed)




AGED GREY  
(Wire brushed and lightly distressed)



AGED JAVA  
(Wire brushed and lightly distressed)



AGED LINEN  
(Wire brushed and lightly distressed)




AGED NATURAL  
(Wire brushed and lightly distressed)




AGED UMBER  
(Wire brushed and lightly distressed)




AMBER BROWN  
(Wire brushed)



AMERICANA CHERRY  
(Various Levels of Distressing)



ANTIQUÉ BLACK (LIGHTLY DISTRESSED)



ANTIQUÉ VANILLA (LIGHTLY DISTRESSED)



ANTIQUÉ WHITE

\*These wood finishes are intended for use as a general color reference. Due to the natural color variations that occur with wood, and the variables of 4-color process printing, the finishes represented here may vary from actual manufactured products.



## WOOD FINISHES

Howard Miller wood finishes are formulated to gently enhance the natural beauty of select woods and are meticulously applied by the adept hands of our experienced craftspeople. When you examine a Howard Miller finish, you will not only be able to see the beauty, but feel the quality of the finish as well.



BLACK COFFEE



BLACK SATIN



BURNISHED BLACK  
(Various Levels of Distressing)




BURNISHED SILVER



CAMDEN OAK




CHARLESTON PLACE  
(Significantly Distressed)




CHERRY BORDEAUX




DARK CARAMEL




DRIFTWOOD  
(Heavily Wire Brushed)



EMBASSY CHERRY  
(Lightly Distressed)



ESPRESSO



GOLDEN OAK

\*These wood finishes are intended for use as a general color reference. Due to the natural color variations that occur with wood, and the variables of 4-color process printing, the finishes represented here may vary from actual manufactured products.



## WOOD FINISHES

Howard Miller wood finishes are formulated to gently enhance the natural beauty of select woods and are meticulously applied by the adept hands of our experienced craftspeople. When you examine a Howard Miller finish, you will not only be able to see the beauty, but feel the quality of the finish as well.




HAMPTON CHERRY  
(Various Levels of Distressing)



GLOSS BLACK



GLOSS WHITE



GLOSS RED




IVORY OAK



INDIAN SUMMER




KEY WEST




KHAKI




LEGACY OAK




MOCHA



NEWPORT CHERRY



OAK YORKSHIRE



OYSTER GRAY OAK

\*These wood finishes are intended for use as a general color reference. Due to the natural color variations that occur with wood, and the variables of 4-color process printing, the finishes represented here may vary from actual manufactured products.




## WOOD FINISHES

Howard Miller wood finishes are formulated to gently enhance the natural beauty of select woods and are meticulously applied by the adept hands of our experienced craftspeople. When you examine a Howard Miller finish, you will not only be able to see the beauty, but feel the quality of the finish as well.




RELAXED CLASSIC



RUSTIC CHERRY  
(Various Levels of Distressing)



RUSTIC HARDWOOD  
(Significantly Distressed)




SARATOGA CHERRY  
(Various Levels of Distressing)




SILVER



SMOKE GREY  
(Wire brushed)




TUSCANY CHERRY



VINTAGE UMBER



WELLINGTON HALL



WINDSOR CHERRY  
(Various Levels of Distressing)



WORN BLACK  
(Various Levels of Distressing)

\*These wood finishes are intended for use as a general color reference. Due to the natural color variations that occur with wood, and the variables of 4-color process printing, the finishes represented here may vary from actual manufactured products.



## WOOD FINISHES

### LEVELS OF DISTRESSING

Howard Miller wood finishes are formulated to enhance the natural beauty of select woods and are meticulously applied by our experienced craftspeople. When you examine a Howard Miller finish, you will not only be able to see the beauty, but feel the quality of the finish as well.



No Distressing



Lightly Distressed  
for an aged appearance



Wire brushed for a natural,  
reclaimed wood appearance



Moderately Distressed with  
shallow dents for an  
aged appearance



Distressed with dents and wire brushed  
for a natural, reclaimed wood appearance



Distressed with dents, worm holes  
and wire brushed for a natural,  
reclaimed wood appearance



Heavily Distressed with  
light and deep dents, for an  
aged appearance




Heavily Distressed with  
deep dents, gouges and chisel markings  
for an aged appearance



Heavily Distressed by  
wire brushing, scribes, and worm holes  
for natural, rustic appearance



Heavily Distressed with  
deep dents, gouges and worm holes  
for an aged appearance



Heavily Wire Brushed for  
a natural, reclaimed wood appearance



Severely Distressed with  
deep gouges, scribes, and rasping  
for an aged aesthetic

All wood finishes and examples of distressing shown here are intended for use as a general reference for color and distressing. Due to the natural color variations that occur with wood, the actual distressing process during manufacturing, and the variables of 4-color process printing, the finishes represented here, in catalogs, and on web sites may vary from actual manufactured products.

MODEL	NAME	PAGE	MODEL	NAME	PAGE	MODEL	NAME	PAGE	MODEL	NAME	PAGE
<b>CURIO &amp; DISPLAY CABINETS</b> (25-58)			680-487	DUANE	46	680-671	BRANTLEY	32	695-114	BAROSSA VALLEY	64
670-000	DENSMORE	52	680-495	MURPHY	49	680-672	BRANTLEY II	32	695-116	LODI CONSOLE	72
670-001	DENSMORE II	52	680-497	FELICIA	45	680-673	BRANTLEY III	32	695-122	ROGUE VALLEY	64
670-005	LENNON	55	680-499	ROSLYN	40	680-674	BRANTLEY IV	32	695-124	BENMORE VALLEY CONSOLE	72
670-006	LENNON II	55	680-501	BERNADETTE	40	680-675	BRANTLEY V	32	695-138	RED MOUNTAIN	69
670-007	LENNON III	55	680-515	WILLIAMSON	31	680-676	BRANTLEY VI	32	695-142	SAMBUCA	64
670-008	LENNON IV	55	680-523	MANFORD	31	680-677	BRADINGTON III	34	695-144	HOMESTEAD CONSOLE	76
670-010	CHASMAN	54	680-529	MARLOWE	47	680-678	BRADINGTON IV	34	695-146	BARROWS CONSOLE	79
670-011	CHASMAN II	54	680-533	UNDERHILL	44	680-680	QUINN III	28	695-150	BAROLO CONSOLE	72
670-012	CHASMAN III	54	680-535	BURROWS	44	680-681	QUINN IV	28	695-154	BAROLO CABINET	64
670-013	CHASMAN IV	54	680-536	TYLER III	38	680-682	QUINN V	28	695-156	CLARE VALLEY CONSOLE	72
670-015	DESMOND	57	680-537	TYLER	38	680-690	ANSEL	29	695-158	WALKER BAY CONSOLE	72
670-016	DESMOND II	57	680-538	TYLER II	38	680-691	ANSEL II	29	695-160	BRUNELLO CONSOLE	72
670-017	DESMOND III	57	680-539	BRENNA	26	685-102	VANCOUVER II	45	695-180	BOTTOMS UP CONSOLE	77
670-018	DESMOND IV	57	680-545	MARSH BAY	29	685-104	EDMONTON	45	695-184	HAPPY HOUR CONSOLE	80
670-020	CLAWSON	53	680-572	JAYDEN III	35	<b>OXFORD COLLECTION BOOKCASES</b>			695-186	OLD MISSION	71
670-021	CLAWSON II	53	680-574	JAYDEN IV	35	920-000	CENTER - SC	58	695-198	OPEN CELLAR	78
670-022	CLAWSON III	53	680-575	JAYDEN	35	920-002	LEFT RETURN - SC	58	695-199	OPEN CELLAR II	78
670-023	CLAWSON IV	53	680-576	JAYDEN II	35	920-004	RIGHT RETURN - SC	58	695-203	GOOD CHEER	77
670-024	CLAWSON V	53	680-577	MARTINDALE II	37	920-005	BUNCHING - SC	58	695-204	METRO BARKEEP	78
670-030	MEISHA	56	680-578	MARTINDALE III	37	920-006	CENTER - AV	58	695-210	BEV CHEST	79
670-031	MEISHA II	56	680-579	BERENDS III	39	920-008	LEFT RETURN - AV	58	695-214	SHOOTER	76
670-032	MEISHA III	56	680-580	BERENDS IV	39	920-010	RIGHT RETURN - AV	58	695-216	AL FRESCO	79
670-033	MEISHA IV	56	680-586	MARSH BAY CONSOLE	44	920-011	BUNCHING - AV	58	695-222	BAR CART	70
670-040	CHADSFORD	51	680-588	LUKE	33	920-012	CENTER - AB	58	695-226	JAMAICA INN	70
670-042	CHADSFORD III	51	680-590	SHAYNE	29	920-014	LEFT RETURN - AB	58	697-000	ITHACA BAR STOOL	63
670-043	CHADSFORD IV	51	680-594	UNDERHILL II	44	920-016	RIGHT RETURN - AB	58	697-001	NIAGARA BAR STOOL	61, 63
670-055	NAOMI	52	680-596	UNDERHILL III	44	920-017	BUNCHING - AB	58	697-009	NORTHPORT BAR STL	62, 63
670-056	NAOMI II	52	680-598	QUINN	28	<b>WINE/BAR/GAME FURNISHINGS</b> (59-83)			697-010	ITHACA PUB STOOL	82, 83
680-145	GILMORE	42	680-599	QUINN II	28	655-145	ENTERTAINMENT BEVERAGE TUB	80	697-012	ITHACA CLUB CHAIR	81, 83
680-205	BERKSHIRE	50	680-607	CADEN	41	655-147	WINE BUTLER	80	697-013	NIAGARA CLUB CHAIR	81, 83
680-207	WILSHIRE	50	680-608	CADEN II	41	655-162	VENETO WINE KIT	80	697-022	BONA VISTA CLUB CHAIR	83
680-235	TOWNSEND	40	680-609	JAIME	49	690-000	PIEDMONT	67	697-024	OLIVER BAR STOOL	63
680-237	PARKVIEW	40	680-624	KANE II	43	690-003	PIEDMONT II	67	697-027	CHEERS BAR STOOL	62, 63
680-243	EMBASSY	31	680-625	KANE	43	690-005	GIMLET	69	697-030	HARBOR SPRINGS STL	60, 63
680-245	GREGORY	42	680-626	KANE III	43	690-007	PIEDMONT III	67	697-036	WOODROW BAR STOOL	63
680-249	JAMESTOWN	50	680-627	MARLOWE II	47	690-036	CHAPERONE	66	697-040	BEV TROLLEY BAR STL	60, 63
680-250	JAMESTOWN II	50	680-629	LUKE IV	33	690-037	CHAPERONE II	66	699-010	ITHACA PUB TABLE	82
680-288	CHESTERFIELD II	26	680-630	LUKE V	33	690-038	CHAPERONE III	66	699-012	ITHACA GAME TABLE	81
680-290	EMBASSY II	48	680-631	MELISSA IV	49	690-041	SOCIALIZE	68	699-013	NIAGARA GAME TABLE	81
680-337	DUBLIN	45	680-635	MARTINDALE IV	37	690-042	SOCIALIZE II	68	699-034	ROXBURY GAME TABLE	82
680-339	DONEGAL	42	680-636	MARTINDALE V	37	690-043	SOCIALIZE III	68	<b>CUSTOM HOME STORAGE</b> (16-24)		
680-340	PORTLAND	30	680-637	MARTINDALE VI	37	690-044	SOCIALIZE IV	68	HS27s	27" HOME STORAGE	18-19
680-341	TORRINGTON	30	680-638	TYLER VI	38	690-045	PIEDMONT IV	67	HS50s	50" HOME STORAGE	20-21
680-342	HASTINGS	30	680-639	TYLER IV	38	690-046	PIEDMONT V	67	HS73s	73" HOME STORAGE	22-23
680-344	CUMBERLAND	30	680-640	TYLER V	38	690-047	PIEDMONT VI	67	<b>CUSTOM TV CONSOLES</b> (2-9)		
680-345	LYNWOOD	48	680-641	DELIA	46	690-048	PIEDMONT VII	67	TS46s	46" WIDE	3
680-346	JENNINGS	48	680-642	DELIA II	46	693-001	NIAGARA BAR	61	TS63s	63" WIDE	4
680-347	HAMMOND	48	680-643	DELIA III	46	693-006	NIAGARA CONSOLE	61	TS72s	72" WIDE	5
680-395	BRADINGTON	34	680-650	LUKE VI	33	693-007	NIAGARA HUTCH	61	TS83s	83" WIDE	6
680-396	BRADINGTON II	34	680-651	CADEN III	41	693-009	NORTHPORT BAR	62	XT46s	46" WIDE EXTRA TALL	7
680-404	CONSTANCE	49	680-652	CADEN IV	41	693-027	CHEERS BAR	62	XT63s	63" WIDE EXTRA TALL	7
680-412	SALOMAN	26	680-653	WAYLON	27	693-030	HARBOR SPRINGS BAR	60	XT72s	72" WIDE EXTRA TALL	8
680-420	RICARDO	31	680-654	WAYLON II	27	693-040	BEV TROLLEY BAR	60	XT83s	83" WIDE EXTRA TALL	8
680-445	HARTLAND	42	680-655	WAYLON III	27	695-002	CABERNET HILLS	74	<b>CUSTOM FIREPLACE TV CONSOLES</b> (10-15)		
680-469	MARTINDALE	37	680-656	WAYLON IV	27	695-015	TOSCANA	71	FP46s	46" WIDE FIREPLACE	11
680-471	MOORLAND	37	680-658	CHESTERBROOK	36	695-016	MERLOT VALLEY	75	FP63s	63" WIDE FIREPLACE	11
680-473	RAMSDELL	26	680-659	CHESTERBROOK II	36	695-064	SONOMA	64	FP72s	72" WIDE FIREPLACE	11
680-477	BERENDS	39	680-660	CHESTERBROOK III	36	695-074	BUTLER	80	FT46s	46" WIDE FIREPLACE TALL	12
680-478	BERENDS II	39	680-661	CHESTERBROOK IV	36	695-078	COGNAC	69	FT63s	63" WIDE FIREPLACE TALL	13
680-479	ANDREUS	43	680-662	CHESTERBROOK V	36	695-080	BAR DEVINO	75	FT72s	72" WIDE FIREPLACE TALL	14
680-483	DRAKE	46	680-663	CHESTERBROOK VI	36	695-084	SHIRAZ	74			
680-484	DUSTIN	46	680-664	MARLOWE III	47						
680-485	DOMINIC	46	680-665	MARLOWE IV	47						
			680-666	MARLOWE V	47						

Product specifications are subject to change without notice.  
Actual finishes may vary from product photography shown in this catalog.



# HOWARD MILLER FAMILY OF COMPANIES

**HEKMAN®**  
Comfortable Living.™

**HOWARD MILLER®**  
Enhancing life at home.™

**Ridgeway**  
The heartbeat of the home.™

FINE FURNISHINGS FOR THE HOME: Clocks, Curios, Wine & Bar, Pub & Game, Bedroom, Dining Room, Accents, Home Office, Home Entertainment, Occasional, Accent Chairs, Dining Chairs, and Bar Stools



**HOWARD MILLER®**

[www.howardmiller.com](http://www.howardmiller.com)

© 2019 Howard Miller Printed in the USA Part #010890-0819 \$5.00

MOBILE APP for  
Howard Miller Dealers  
Download App to check stock, access  
Help Center, and view instruction videos



Available on the  
App Store



ANDROID APP ON  
Google play