



VG491211CA
Vario gas cooktop 400 series
Stainless steel
Width 36"
Natural gas

Five multi-ring burners with up to 59,700 BTU
Full electronic power regulation on 12 levels
Full electronic gas valves for precise and reproducible power regulation
Automatic fast ignition, electronic flame monitoring with automatic re-ignition
Simmer function for cooking on a very low output level
Sturdy stainless steel, solid smooth-surface cast-iron pan supports and large professional front control knobs
Solid stainless steel control knob
Precision crafting of 1/8-inch stainless steel
For surface mount installation with a visible edge or for flush installation
Can be perfectly combined with other Vario 400 series products

Cooking zones

1 three-ring wok burner (1,000 – 18,800 BTU), suitable for pots up to max. \varnothing 12 5/8".
2 two-ring high output burners (570 – 13,600 BTU), suitable for pots up to max. \varnothing 11".
2 two-ring standard burners (570 – 6,800 BTU), suitable for pots up to max. \varnothing 11".

Operation

Control knobs with illuminated ring, cooking zone and output level markings.
One-handed operation.
Full electronic control in 12 output levels for exact power level regulation plus simmer function
Automatic quick ignition.

Features

Simmer function
Three-part cast-iron pan support with flat, continuous pot surface.
Brass burner rings.

Safety

Electronic flame monitoring with automatic re-ignition.
Residual heat indication.
Safety shut-off.

Planning notes

Depending on the type of installation - surface or flush-mounted, with or without cover - the specific location of the control knob positions may vary. The horizontal positioning of the knobs may be aligned with the specific burners.
The drawing "Installation of the control knob" must be observed if the panel is more than 1" thick (there must be a recess at the rear).
In a combination of Vario cooktops with at least one appliance cover, the adjustment strip VA 450 is required.
In a combination of several Vario 400 series cooktops a connection strip must be used. Depending on the type of installation - surface- / or flush-mounted, with or without cover - the respective VA 420 connecting strip must be used.
For flush installation the edge height in the cut-out needs to be at least 1/2" and for surface-mount 3/8". Ensure a continuous cut surface of 90°.

Product Features

Product name / series name
gas hob w integrated controls
Construction type
CONSTR_TYPE.Built-in
Energy source
Gas
Total number of cooktop burners
5
Required cutout size (HxWxD) (mm)
138 x 887 x 492
Width of the product (mm)
908
Overall appliance dimensions (HxWxD) (mm)
138 x 908 x 520
Product packaging dimensions (HxWxD) (mm)
290 x 700 x 1010
Net weight (kg)
31.0
Gross weight (kg)
34.0
Residual heat indicator
Separate
Location of control panel
External control
Basic surface material
brushed stainless steel
Color of surface
Stainless steel, Stainless steel
Color of frame
Stainless steel, Stainless steel
Approval certificates
ETL
Power cord length (cm)
140

Consumption and connection features

Watts (W)
15
Gas connection rating (W)
17500
Current (A)
2
Volts (V)
120
Frequency (Hz)
60
2018-01-31
Page 1

The weight capacity and stability, especially in case of thin countertops, must be supported using suitable substructures. Take the appliance weight and additional loads into account.

Flush installation is possible in countertops made of stone, synthetics or solid wood. Heat resistance and watertight sealing of the edges must be observed. For other materials, please consult with your countertop manufacturer.

The groove must be continuous and even, so that uniform placing of the appliance on the gasket is ensured. Do not use discontinuous lining.

The joint width may vary due to size tolerances of the combinations and of the countertop cut-out.

If installing several Vario products in individual cut-outs allow for a minimum distance of 2" inbetween the cooktops. Special nozzles can be ordered as spare parts.

Plan for an electrical connection (the appliance is not operable without power supply).

Air intake from above.

No intermediate shelf required.

The rear panel must consist of a non-flammable material. Wall trims must be resistant to heat.

A minimum lateral clearance of at least 12" from adjacent heat-sensitive furniture or contact surfaces must be observed or thermal insulation fitted. Installation in a 36" wide lower cabinet is required.

The combination with VL 414 downdraft is not recommended. Due to the distance to the center burner sufficient air extraction cannot be guaranteed.

Minimum distance between gas cooktop(s) with more than 40,000 BTU and ventilation hood must be 27 9/16". Appliance can be snapped into the countertop from above.

Rating

Total connected load gas 59700 BTU (17.5 kW).
Total Amps: .2 A.
120 V / 60 Hz
Connection cable 55" with plug.

Color Variants

VG491211CA
Stainless steel
Width 36"

Included accessories

1 x WOK attachment ring.

Optional accessories

WP400001
Wok pan made of multiple-layer material

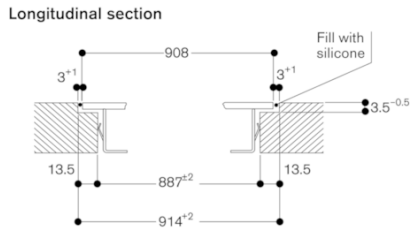
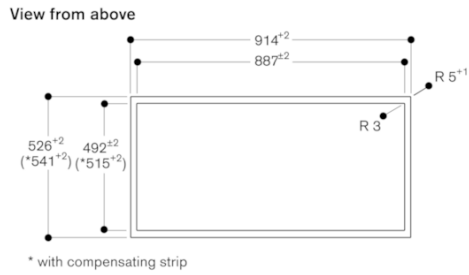
Required installation accessories

VA420000
Connection strip for combination with other Vario appliances of the 400 series for flush installation

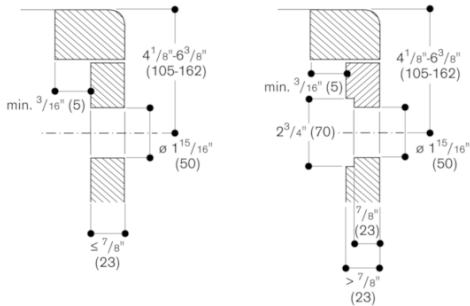
VA420001
Connection strip for combination with other Vario appliances of the 400 series for flush installation with appliance cover/filler strip

VA420011
Connection strip for combination with other Vario appliances of the 400 series for surface-mount installation with appliance cover/filler strip

VA450900
Stainless steel adjustment strip 35 7/16"



Control knob installation, surface mounting



Control knob installation, flush installation

