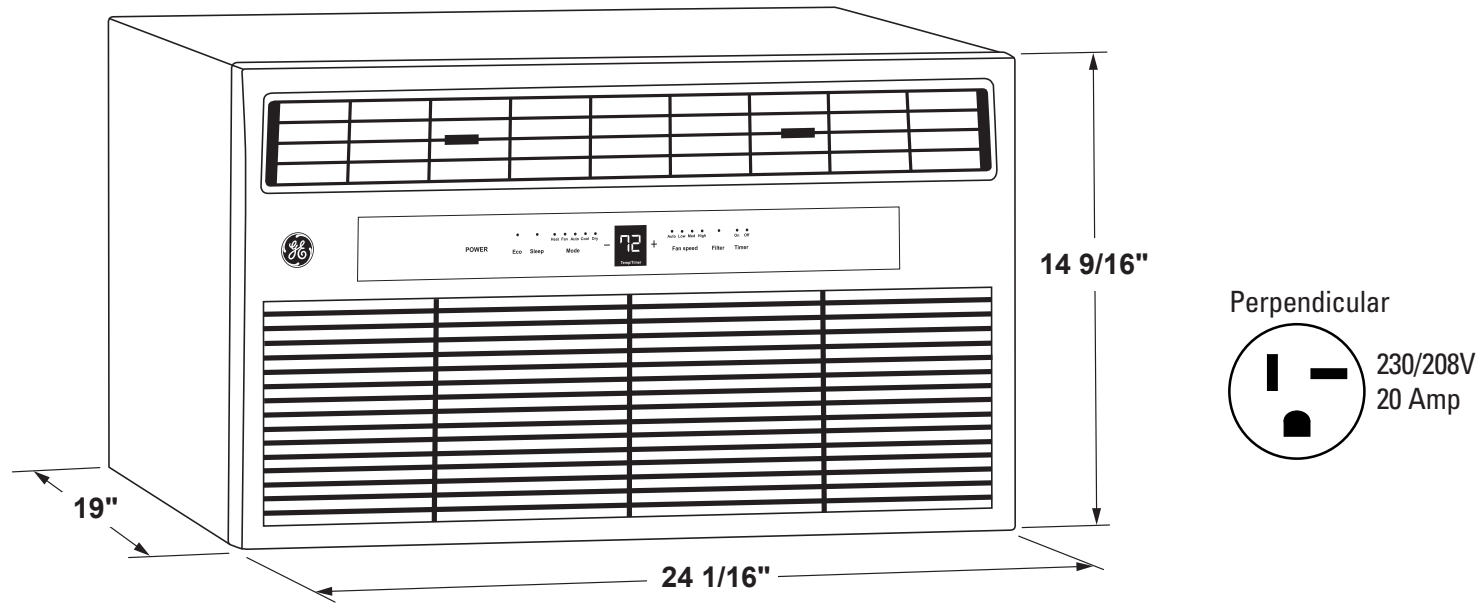


AKEQ14DCH

GE® 230/208 Volt Built-in Cool-only Room Air Conditioner

WALL CASE DIMENSIONS AND INSTALLATION INFORMATION (IN INCHES)

NOTE: When installing slide-out chassis units in through-the-wall applications, keep louvers free. Do not restrict air flow areas.



Note: When installing units in through-the-wall applications. Do not restrict air flow areas.



For answers to your Monogram, GE Café™ Series, GE Profile™ Series or GE Appliances product questions, visit our website at geappliances.com or call GE Answer Center® Service, 800.626.2000.



Total volume and shelf area are calculated by the Association of Home Appliance Manufacturers' standards.



Listed by Underwriters Laboratories

AKEQ14DCH

GE® 230/208 Volt Built-in Cool-only Room Air Conditioner

DIMENSIONS (IN INCHES)

INSTALLATION INFORMATION: A finished opening of 26-1/8" x 15-3/4" clear of intrusions is required. Keep clearance of 4" from side walls. Brick veneer or frame walls should have wood studding surrounding case to provide firm anchoring with screws. Case can be fastened directly to brick or block walls with screws sunk in lead expansion shields.

NOTE: Units should be caulked on all four sides of case to the building exterior to assure building integrity.

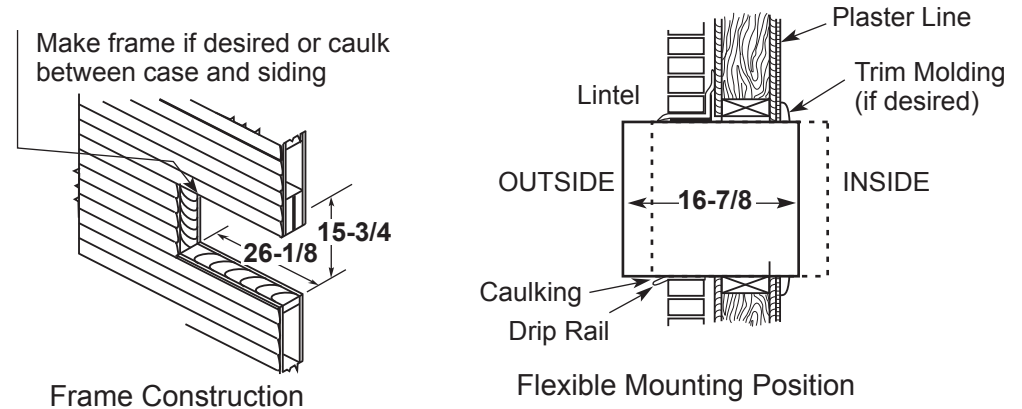
WALL CASE FOR TENANT OPTION INSTALLATION

When the air conditioner is offered as a tenant option, this wall case provides protection against outside elements.

RAB48 – includes wall case, exterior grille, steel closure panel and two layers of insulation.

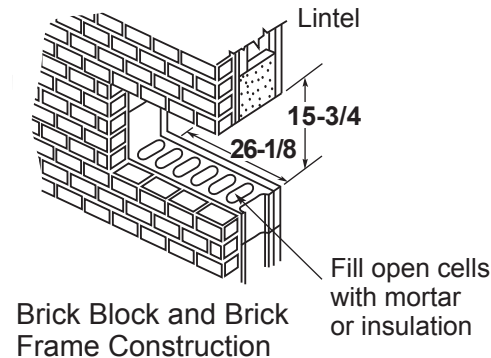
STANDARD WALL CASE RAB46

Solid-sided wall case fabricated of galvanized steel with baked enamel finish. Welded areas are coated with a sealing compound to help resist rust and corrosion. Polymer gasket surrounds opening to assure tight weather seal. Aluminum grille (RAG13) is included. Panels on interior and between case and grille provide weather protection prior to installation of chassis. Provide firm anchoring with screws. Case can be fastened directly to brick or block walls with screws sunk in lead expansion shields.



Frame Construction

Flexible Mounting Position



Brick Block and Brick Frame Construction



For answers to your Monogram, GE Café™ Series, GE Profile™ Series or GE Appliances product questions, visit our website at geappliances.com or call GE Answer Center® Service, 800.626.2000.



Total volume and shelf area are calculated by the Association of Home Appliance Manufacturers' standards.



Listed by Underwriters Laboratories

AKEQ14DCH

GE® 230/208 Volt Built-in Cool-only Room Air Conditioner

FEATURES AND BENEFITS

True Universal Fit – Simple slide-in installation is built in for a precise fit into a variety of different wall sleeves. Quickly fit and retrofit with confidence. Trim kit and installation kit included

Sleek Appearance – Streamlined design and bright white color will complement every room—cooling or heating your home in style

Large LCD Display – Intuitive & easy-to-read LCD display controls room air comfort at a single touch

ECO Mode – Innovative mode where the fan cycles off during cooling intervals, creating energy savings while keeping the room comfortable

Dry Mode – Designed for humid environments, it helps provide a dryer & more comfortable atmosphere with room-air dehumidification

3-Speed Fan – Select High, Medium, Low or Auto Setting to achieve the best in air comfort & ultimate flexibility. Available on heat-cool models

6-Way Directional Airflow – Direct where the air flows with up to 6 directional vents—cooling and/or heating the areas of the room that need it the most

Washable Filter – Easy to remove and rinse clean, the filter helps remove dust and other particles from transmitting in the air—providing a cleaner environment

Auto Mode – Automatically select heating or cooling mode and fan speed to maintain the current temperature setpoint. It monitors the room temperature for optimal comfort

Remote Control Included – Slim, intuitive and easy to use, the remote control enables adjusting temperatures and settings conveniently from anywhere in the room

Universal Trim Kit – Designed for a custom appearance and easy installation, the trim kit provides a seamless appearance to the built-in wall sleeve

Sleep Mode – Efficient setting to adjust temperature during sleep times for up to 7 hours, creating more energy savings

2 Year Warranty – GE Appliances cares about its products, offering replacement of any part of the air conditioner which fails due to defect in materials or workmanship up to 2 years from the date of purchase

Model AKEQ14DCH – Soft Gray

