

JP3536DJ/TJ

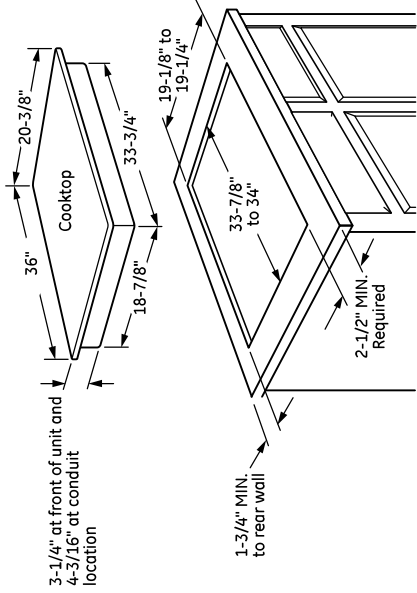
GE® 36" Built-In Knob Control Electric Cooktop

DIMENSIONS AND INSTALLATION INFORMATION (IN INCHES)

IMPORTANT: Requires a 5" free area between the bottom of the cooktop to any combustible material, i.e., shelving. Free area not required when installing wall oven underneath cooktop. Refer to installation instructions. Requires a 15" minimum from cooktop to adjacent overhead cabinets. Units are furnished with a 48" flexible armored cable.

NOTE: 36" Ribbon cooktops are approved for use over select GE 30" Single Wall Ovens and Warming Drawers. Refer to cooktop and wall oven/warming drawer installation instructions packed with product for current dimensional data. If installed with a GE Telescopic Downdraft System, consult both the cooktop and downdraft installation instructions packed with product before installing. Cooktop gas/electric supply may need to be re-routed to install downdraft. The countertop cutout requires 23-1/2" minimum flat countertop surface and 25" minimum total countertop depth. In addition, other clearances to front edge of the countertop must be considered. **Before installing, consult installation instructions packed with product for current dimensional data.**

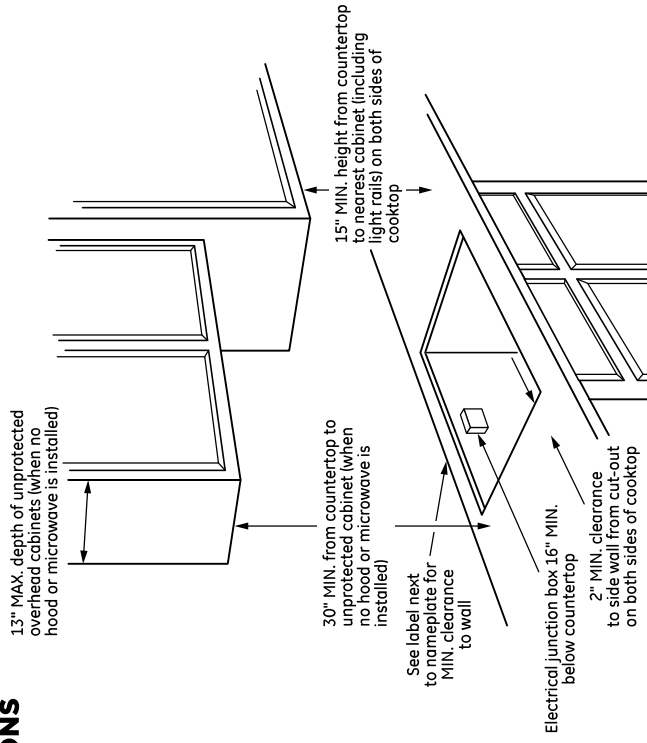
APPROXIMATE COOKING DIMENSIONS



To insure accuracy, it is best to make a template when cutting the opening in the counter

KW Rating	
240V	9.5
208V	8.2
Amperage	
240V	39.6 Amps ¹
208V	39.6 Amps ¹

¹**NOTE:** Check local codes for required breaker size



GE APPLIANCES

For answers to your Monogram, GE Profile™ or GE® appliance questions, visit our website at geappliances.com or call GE Answer Center® service, 800.626.2000.



Listed by Underwriters Laboratories



JP3536DJ/TJ

GE® 36" Built-In Knob Control Electric Cooktop

FEATURES AND BENEFITS

Five radiant cooking elements - Cook foods quickly and evenly on this sleek, glass surface

9"/12" Dual element - Use different pan sizes on this single, 2,700-watt flexible element

8" Power Boil element - Get rapid heat from this powerful 2,500-watt element

Keep Warm setting - Keep food warm with GE's lowest heat setting or boil water in minutes with this fully functional 6" element

Melt setting - Gently melt delicate foods without burning or scorching

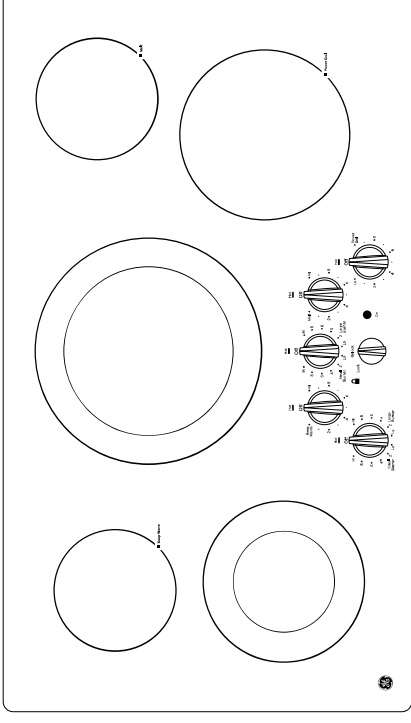
Control lock capability - Protects against unintended activation

Hot surface indicator lights - Know when elements are too hot to touch with a quick glance

Cooktop "On" indicator light - A light lets you know when an element is active

Model JP3536DJBB - Black on black

Model JP3536TJWW - True white



GE APPLIANCES