

PP7036SJ/BM

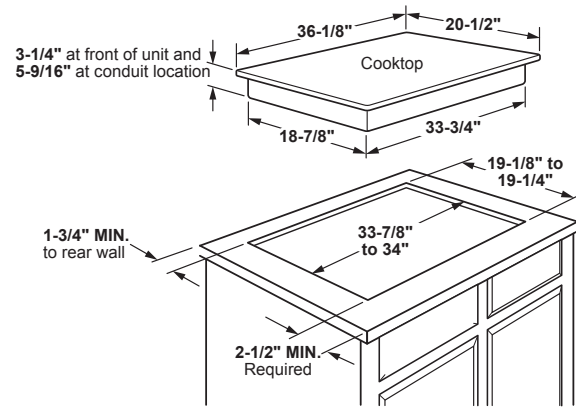
GE Profile™ Series 36" Built-In Knob Control Electric Cooktop

DIMENSIONS AND INSTALLATION INFORMATION (IN INCHES)

IMPORTANT: Requires a 5" free area between the bottom of the cooktop to any combustible material, i.e., shelving. Free area not required when installing wall oven underneath cooktop. Refer to installation instructions. Requires a 15" minimum from cooktop to adjacent overhead cabinets. Units are furnished with a 48" flexible armored cable.

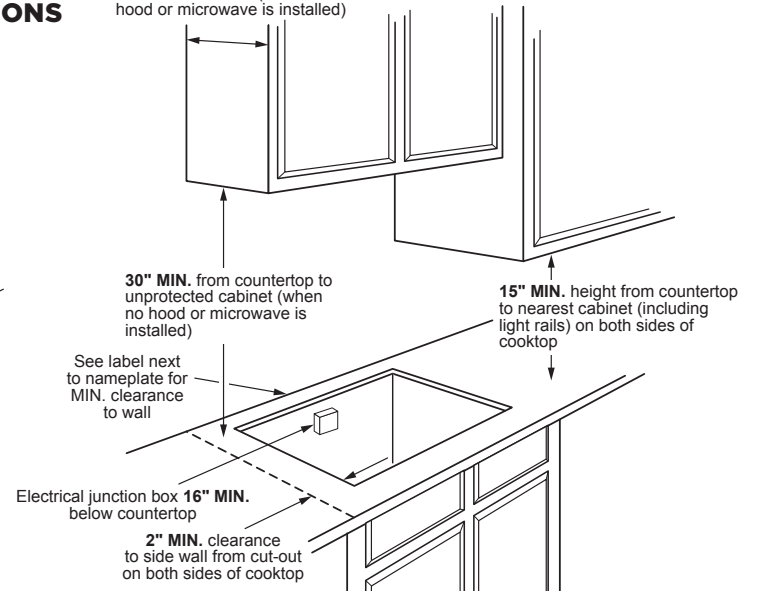
NOTE: 36" Ribbon cooktops are approved for use over select GE 30" Single Wall Ovens and Warming Drawers. Refer to cooktop and wall oven/warming drawer installation instructions packed with product for current dimensional data. If installed with a GE Telescopic Downdraft System, consult both the cooktop and downdraft installation instructions packed with product before installing. Cooktop gas/electric supply may need to be re-routed to install downdraft. The countertop cutout requires 23-1/2" minimum flat countertop surface and 25" minimum total countertop depth. In addition, other clearances to front edge of the countertop must be considered. **Before installing, consult installation instructions packed with product for current dimensional data.**

APPROXIMATE COOKING DIMENSIONS

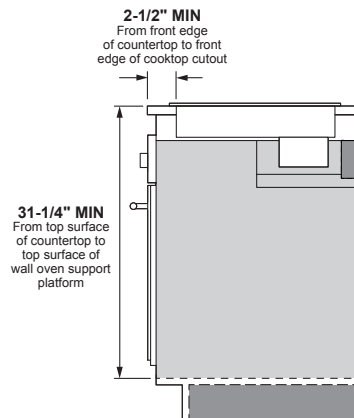


To insure accuracy, it is best to make a template when cutting the opening in the counter

13" MAX. depth of unprotected overhead cabinets (when no hood or microwave is installed)



INSTALLATION ABOVE A WALL OVEN



VOLTAGE (60HZ AC)	240V	208V
CONNECTED LOAD (MAX.)	9.6kW	7.2kW
CURRENT DRAW (MAX.)	40.0 Amps	34.7 Amps
RECOMMENDED CIRCUIT BREAKER†	40 Amps	40 Amps

†NOTE: Check local codes for required breaker size.



For answers to your Monogram, GE Café™ Series, GE Profile™ Series or GE Appliances product questions, visit our website at geappliances.com or call GE Answer Center® Service, 800.626.2000.



PP7036SJ/BM

GE Profile™ Series 36" Built-In Knob Control Electric Cooktop

FEATURES AND BENEFITS

Five radiant cooking elements – Cook foods quickly and evenly on this sleek, glass surface

6"/9"/12" tri-ring element – Use different pan sizes on this single, 3,000-watt flexible element

5"/8" Power Boil element – Use different pan sizes on this single, 2,400-watt flexible element that produces rapid powerful heat

SyncBurners – Control two 7" elements simultaneously to evenly heat large cookware or griddles*

Keep Warm setting – Keep food warm with GE's lowest heat setting or boil water in minutes with this fully functional 6" element

Melt setting – Gently melt delicate foods without burning or scorching

Control lock capability – Protects against unintended activation


Red LED backlit knobs with black glass surface and stainless steel trim – Achieve a modern look with the convenience of knob controls that complements the entire kitchen and other stainless steel appliances

Hot surface indicator lights – Know when elements are too hot to touch with a quick glance

Cooktop "On" indicator light – A light lets you know when an element is active

Model PP7036SJSS – Stainless steel

Model PP7036BMTS – Black Stainless



*OPTIONAL STAINLESS STEEL CLAD ALUMINUM GRIDDLE

Achieve even results with this lightweight griddle, tailored to fit GE SyncBurners. Order part number JXGRIDL1 from your GE Dealer.

GUARANTEED FIT

Replacing a similar cooktop from GE Appliances or another brand? GE cooktops are guaranteed for an exact fit or GE Appliances will pay up to \$100 toward modifications

Visit geappliances.com for more info

