

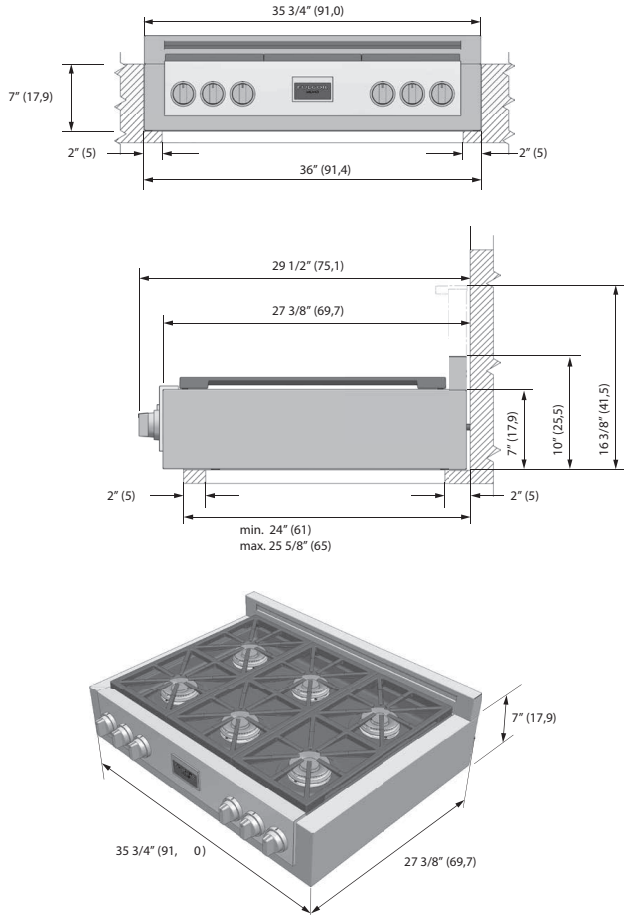
FULGOR MILANO

36" Gas Ranges Top 600 SERIES

Weight & Dimensions

PRODUCT DIMENSIONS

36" Wide Rangetop Models



PACKAGING 36"		lb / inch	Kg / mm
GROSS WEIGHT		122 lb	55 Kg
DIMENSION	W	38"3/4	984
	D	32"1/8	817
	H	13"3/8	340

CUTOUT REQUIREMENTS

The surface of the entire back wall above the range and below the hood must be covered with a noncombustible material.
*Consult local code for exact location requirements.

OPENING WIDTH	A	B
Rangetop 36"	36" (91,4)	30 3/8 (77,1)

Note: Clearances from non-combustible materials are not part of the ANSI Z21.1 scope and not certified. Clearances to non-combustible materials must conform with local codes or, in the absence of local codes, with the National Fuel Gas Code, ANSI Z223.1/NFPA 54.

ADDITIONAL CLEARANCES:

For island installation, maintain 2-1/2 in. minimum from cutout to back edge of countertop and 3 in. minimum from cutout to side edges of countertop (see top view).
For island installation, 12" (30.5 cm) minimum clearance back of rangetop to combustible rear wall above countertop. The island installation is not part of the ANSI Z21.1 scope and not certified.

Minimum clearances:

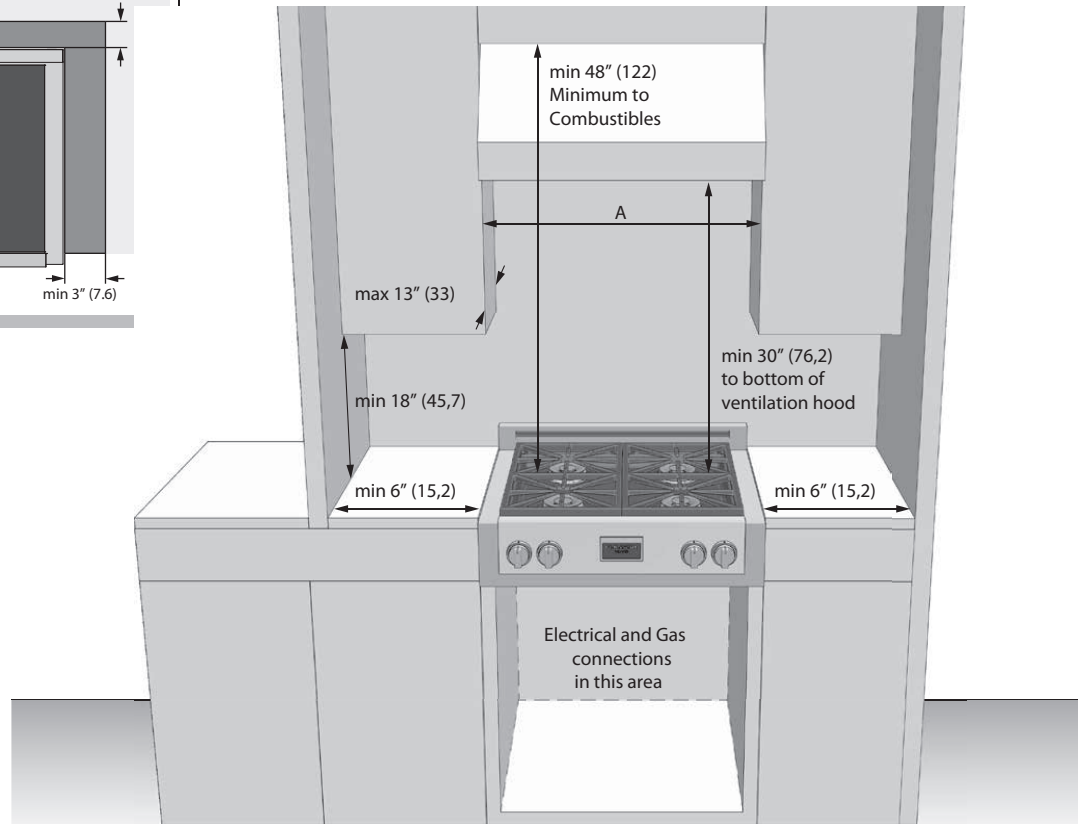
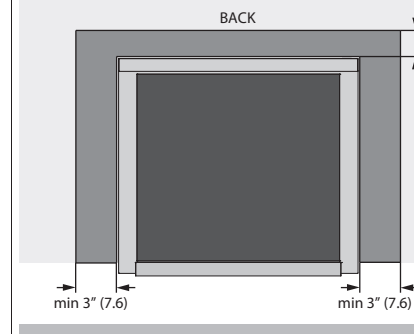
Above cooking surface (above 36" [91.4 cm])

- Sides - 6" (15,2 cm)
- Within 6" (15,2 cm) side clearance, wall cabinets no deeper than 13" (33,0 cm) must be minimum 18" (45,7 cm) above cooking surface
- Wall cabinets directly above product must be a minimum of 48" (122 cm) above cooking surface.
- Rear - 0" with 9" backguard; 0" with non-combustible rear wall.

Below cooking surface (36" [91.4 cm] and below)

Install with zero clearance between adjacent combustible construction below the cooking surface and the back and sides of the appliance.

FLUSH ISLAND INSTALLATION

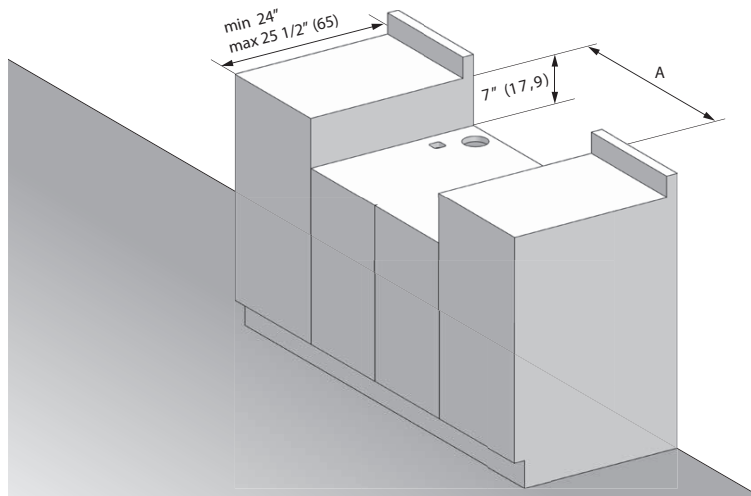


FULGOR MILANO

36" Gas Ranges Top 600 SERIES

Weight & Dimensions

INSTALLATION WITH SEPARATOR SHEET



INSTALLATION WITHOUT SEPARATOR SHEET

