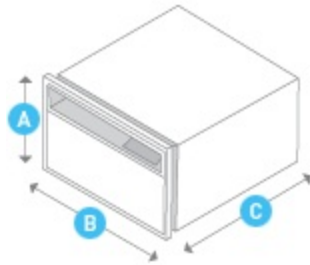


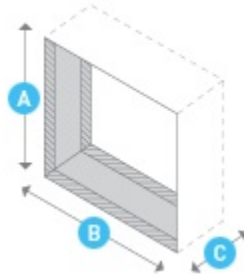
Uni-Fit UET10A33A

Cooling BTU: **10000**
 Heating BTU: **10600**
 EER: **9.7**

CEER: **9.6**




Chasis Dimensions
 Height: **14 1/2"**
 Width: **24 3/16"**
 Depth: **20 5/16"**



**Through-the-Wall
 Finished Hole Dimensions**
 Height: **15 3/4"**
 Width: **26 1/8"**
 Depth: **16 1/4"**

Additional Measurement Information
 Depth to Louvers: **16 1/4"**
 Sleeve Size: **USC**

Detailed Electrical Information



Voltage: **230**
 Cooling Amps: **4.9**
 Heating Amps: **15**

Additional Specification Details
 Air Circulation: **276 cubic feet per minute**
 Est. Yearly Operating Costs: **\$93**
 Moisture Removal: **1.2 pints per hour**
 Net Weight: **107 lbs**
 Shipping Weight: **111 lbs**


U.S. Government Federal Law prohibits removal of label before consumer purchase

ENERGYGUIDE

Room Air Conditioner Friedrich Air Conditioning Co.
 WITHOUT REVERSE CYCLE Model: UET10A33A
 WITHOUT LOUVERED SIDES Capacity: 10000BTU

Estimated Yearly Energy Cost

\$93

\$69  \$147
 Cost Range of Similar Models

9.6
 Combined Energy Efficiency Ratio

Your cost will depend on your utility rates and use.

* Cost range based only on models of similar capacity WITHOUT REVERSE CYCLE and WITHOUT LOUVERED SIDES.
 • Estimated energy cost based on a national average electricity cost of .13 cents per kWh and a seasonal use of 8 hours a day over a 3 month period.
 • For more information, visit www.ftc.gov/energy.