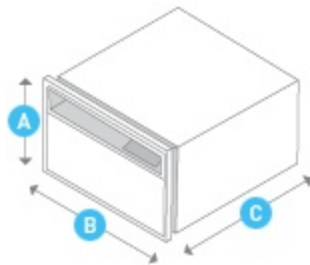
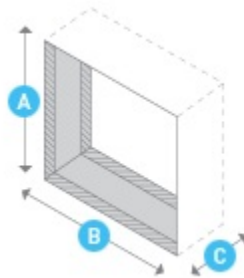


# Uni-Fit UCT10A10A

Cooling BTU: **10000**  
 EER: **10.7**  
 CEER: **10.6**



**Chasis Dimensions**  
 Height: **14 1/2"**  
 Width: **24 3/16"**  
 Depth: **20 5/16"**



**Through-the-Wall  
 Finished Hole Dimensions**  
 Height: **15 3/4"**  
 Width: **26 1/8"**  
 Depth: **16 1/4"**

**Additional Measurement Information**

Depth to Louvers: **16 1/4"**  
 Sleeve Size: **USC**

**Detailed Electrical Information**



Voltage: **115**  
 Cooling Amps: **8.3**

**Additional Specification Details**

Air Circulation: **247 cubic feet per minute**  
 Est. Yearly Operating Costs: **\$85**  
 Moisture Removal: **1.3 pints per hour**  
 Net Weight: **103 lbs**  
 Shipping Weight: **107 lbs**


U.S. Government Federal Law prohibits removal of label before consumer purchase

## ENERGYGUIDE

Room Air Conditioner Friedrich Air Conditioning Co.  
 WITHOUT REVERSE CYCLE Model: UCT10A10A  
 WITHOUT LOUVERED SIDES Capacity: 10000BTU

**Estimated Yearly Energy Cost**

**\$85**

\$69  \$147  
 Cost Range of Similar Models

**10.6**  
 Combined Energy Efficiency Ratio

Your cost will depend on your utility rates and use.

\* Cost range based only on models of similar capacity WITHOUT REVERSE CYCLE and WITHOUT LOUVERED SIDES.  
 • Estimated energy cost based on a national average electricity cost of .13 cents per kWh and a seasonal use of 8 hours a day over a 3 month period.  
 • For more information, visit www.ftc.gov/energy.

