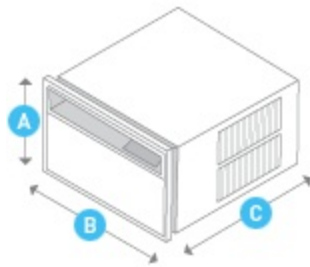


Kühl KES12A33A

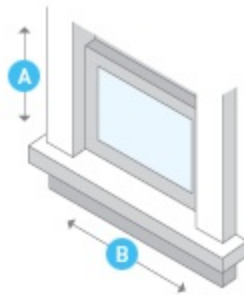
Cooling BTU: **12000**
 Heating BTU: **10700**
 EER: **11**

CEER: **10.9**



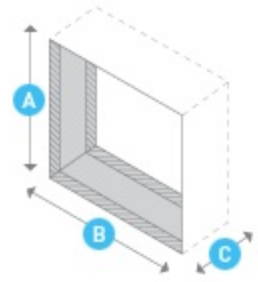
Unit Dimensions

Height: **15 15/16"**
 Width: **25 15/16"**
 Depth: **29"**



Window Dimensions

Height: **15 15/16"**
 Width: **27 3/8"**
 Depth: **42"**



In-Wall Dimensions

Height: **16 3/16"**
 Width: **26 3/16"**
 Depth: **7 3/8"**

Additional Measurement Information

Depth to Louvers: **7 3/8"**
 Sleeve Size: **S**

Detailed Electrical Information



Voltage: **230**
 Cooling Amps: **4.9**
 Heating Amps: **16**

Additional Specification Details

Air Circulation: **325 cubic feet per minute**
 Est. Yearly Operating Costs: **\$107**
 Moisture Removal: **3.6 pints per hour**
 Net Weight: **113 lbs**
 Shipping Weight: **128 lbs**

