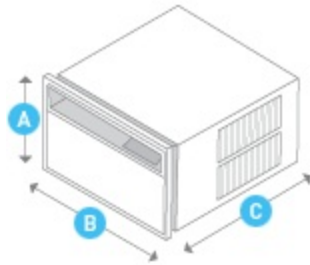
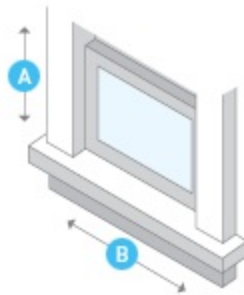


Kühl KCQ08A10A

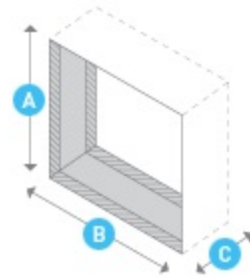
Cooling BTU: **8000**
 EER: **12.1**
 CEER: **12**



Unit Dimensions
 Height: **14 1/4"**
 Width: **19 3/4"**
 Depth: **21 3/8"**



Window Dimensions
 Height: **14 1/4"**
 Width: **22"**
 Depth: **42"**



In-Wall Dimensions
 Height: **14 1/2"**
 Width: **20"**
 Depth: **8 1/2"**

Additional Measurement Information
 Depth to Louvers: **8 1/2"**
 Sleeve Size: **Q**

Detailed Electrical Information
 Voltage: **115**
 Cooling Amps: **6.5**

Additional Specification Details
 Air Circulation: **200 cubic feet per minute**
 Est. Yearly Operating Costs: **\$65**
 Moisture Removal: **2.1 pints per hour**
 Net Weight: **72 lbs**
 Shipping Weight: **85 lbs**

U.S. Government Federal Law prohibits removal of label before consumer purchase.

ENERGYGUIDE

Room Air Conditioner Friedrich Air Conditioning Co.
 WITHOUT REVERSE CYCLE Model: KCQ08A10A
 WITH LOUVERED SIDES Capacity: 8000BTU

Estimated Yearly Energy Cost

\$65

\$65 ————— \$127
 Cost Range of Similar Models

12
 Combined Energy Efficiency Ratio

Your cost will depend on your utility rates and use.

* Cost range based only on models of similar capacity
 WITHOUT REVERSE CYCLE and WITH LOUVERED SIDES
 * Estimated energy cost based on a national average electricity cost of .13 cents per kWh and a seasonal use of 8 hours a day over a 3 month period.
 * For more information, visit www.ftc.gov/energy.

