



10' - 12'
ceilings

Chimney Features:


- Grill matching sizes
- Extra deep 30" design for outdoor use
- 304 stainless steel construction
- UL Rated
- Variable speed control with lighted On/Off
- Heat sentry for greater reliability
- Bright halogen lighting
- Easy to clean baffle filters
- Removable grease drip rail
- Complete unit includes; 1 Chimney Hood, 1 Flue Cover and 1 - 1200 CFM Blower (sold separately)

Chimney Model Numbers:

- 36" Chimney Hood - Model No. C1HOOD36
 - Use for grills 30" wide or less
- 42" Chimney Hood - Model No. C1HOOD42
 - Use for grills 36" wide or less
- 48" Chimney Hood - Model No. C1HOOD48
 - Use for grills 42" wide or less

Flue Extensions & Model Numbers:

8' - 9'
ceilings



C1FLUE8

9' - 10'
ceilings



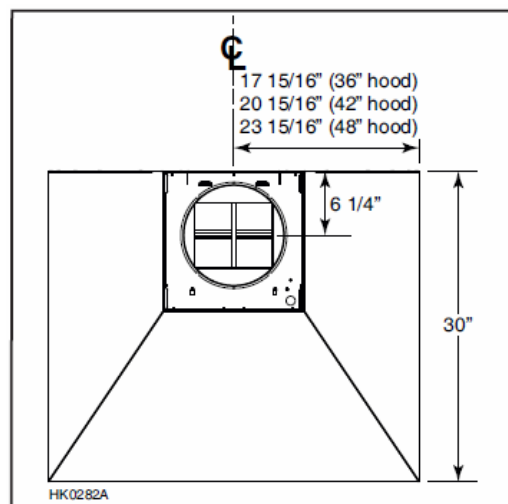
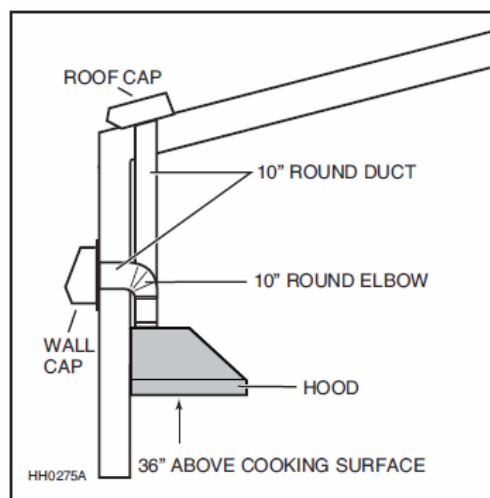
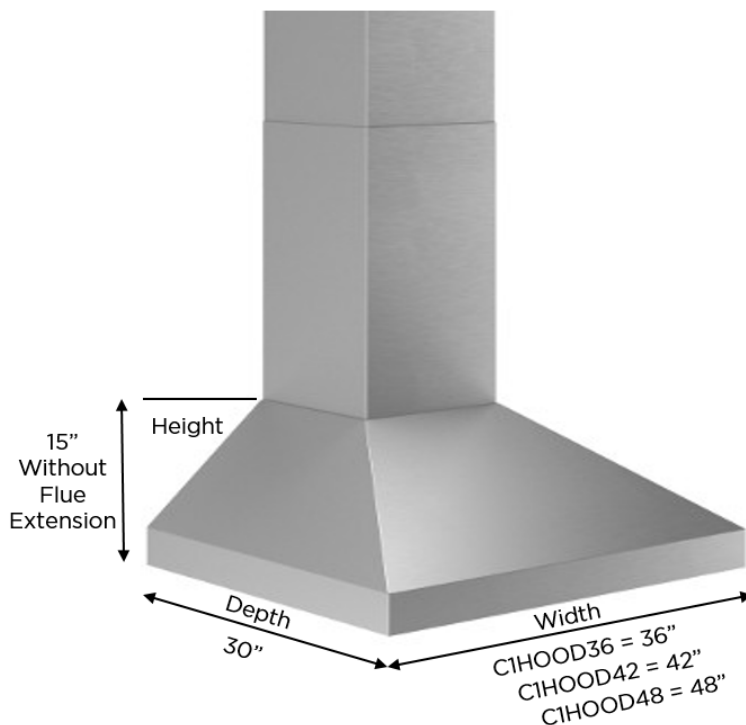
C1FLUE10



C1FLUE12

CHIMNEY VENTILATION HOODS

DIMENSIONAL RENDERINGS



- ✓ The grill you are using must be placed at least 36" from the ground
- ✓ The bottom of the chimney or insert, must be at a minimum of 36" from the grill cooking surface, or 6' from the ground
- ✓ Flue extensions allow for installations into ceilings from 8' to 12' in height

Important Note to Installer: This file is not intended to replace your Owners' Manual which contains specific safety requirements and consumer guidelines. Please refer to your Owners' Manual prior to installing or operating your hood.