

Model shown CP57E362SB

Powered by the exclusive **iQ Blower System™** with **GPS Technology** (see page 62) for the quietest, most energy efficient and fastest smoke and odor removal available in a range hood; external blowers offered separately.

LED lighting has an extremely long lifespan; lamps may never need replacement.

Works with optional Universal Make-Up Air Dampers.

Mesh lined Hi-Flow™ baffle filters and removable grease rail provide supreme grease capture.

Model Numbers:

- CP55IQ369SB
- CP57IQT369SB
- CP57IQT482SB
- CP57IQT602SB
- CP57E362SB
- CP57E602SB
- CP55IQ429SB
- CP57IQT489SB
- CP57IQT542SB
- CP57IQT662SB
- CP57E482SB



Integrated electronic controls include delay-off to continue ventilation after cooking and filter clean reminder to keep the kitchen smelling fresh.



LED lighting produces beautiful bright, clean light using minimal energy.



Hi-Flow™ baffle filters for excellent ventilation efficiency.



Optional ACR2 remote control lets the busy cook stay in control from anywhere in the kitchen.



Hood Sizes

iQ Blower Widths 36", 42", 48" in 19-1/4" depth
48", 54", 60", 66", in 22-1/2" depth

External Blower Widths 36", 48", 60" in 22-1/2" depth

Finish

Stocked Brushed Stainless Steel
Special Order Not Available

Features

Lighting Type LED 6-watts
Number of Lamps 2 on 36", 42" and 48"
4 on 54", 60" and 66"
Lighting Levels 1
Lighting Lamps Included Yes
Control Type 3-speed Plus Boost
Electronic Pushbutton
Control Features Heat Sentry™, Delay Off, Filter Clean
Reminder
Remote Control Optional ACR2
Filter Type Hi-Flow™ Baffle Filter
Non-ducted Capability Yes for CP55

Hood Blower Included (CP55IQ) (CP57IQ)

Internal	iQ6	iQ12
Blower CFM	600	1200
Sones Low/High	0.3/7.5	0.3/10.0

Hood Blower Options (CP57E blowers sold separately)

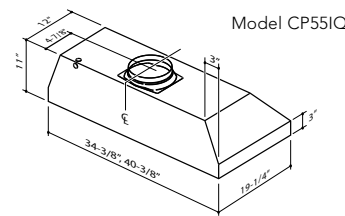
External In-line	ILB3	ILB6	ILB9	ILB11
Max CFM	280	600	800	1100
Some levels are typically half of comparable CFM internal blowers.				
External Exterior	EB6	EB9	EB12	EB15
Max CFM	600	900	1200	1500
Some levels are typically half of comparable CFM internal blowers.				

Accessories

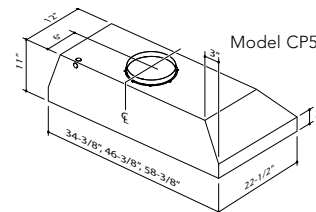
Non-Duct Kit ANKCP55, for CP55 only
Non-duct Filter AFCROUND2 for CP55
Universal MUA Damper MD6TU, MD8TU, MD10TU

Installation Requirements

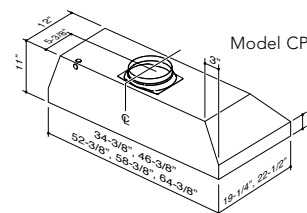
Amps @ 120V: Internal Blower CP55IQ: 4.7, CP57IQT: 8.3
Amps @ 120V: External Blower CP57E: 7.0
Electrical Connection Direct Wire
Duct Size: Internal Blower iQ6: 8", iQ12: 10"
Duct Size: External Blower 10"
Duct Direction Vertical
Backdraft Damper Included



Model CP55IQ



Model CP57E



Model CP57IQ

Only the 46-3/8" width is available in both depths

Installation height above the cooking surface: 24"-30"

For more details see the product specifications sheet found at www.BESTRangeHoods.com