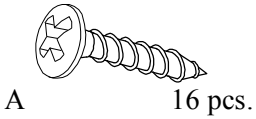
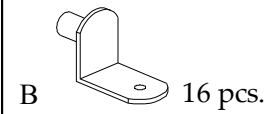


### Components and Hardware List

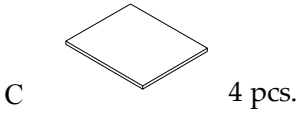
**Screw #3×15  
(installed)**



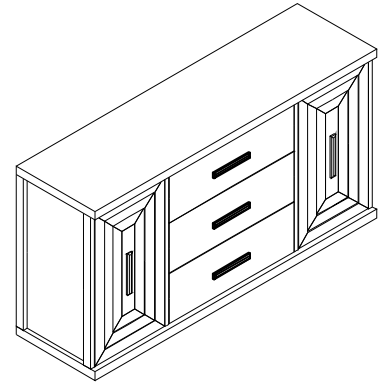
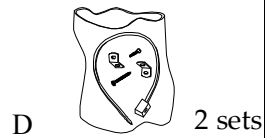
**Adjustable Shelf  
Support (installed)**



**Adjustable Shelf  
(installed)**



**Anti-Tipping  
Restraint Kit**



73456 Server

Be sure to check all packing material carefully for small parts, which may have come loose inside the carton during shipment.

For product and personal safety, Anti-Tip Restraint kits have been included with this cabinet which can help to minimize the risk of the cabinet accidentally tipping forward, if used and properly installed.

**Note:**

The four Adjustable Shelves (C) have been installed for shipping. These are secured using the Screws underneath the shelf. In order to move the Shelves to a different location, using your Phillips Screwdriver, remove the screws and move the Shelf Pins and Shelves as desired.

