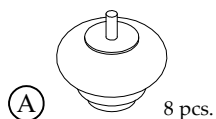


Components and Hardware List

Bun Foot W / Leveler



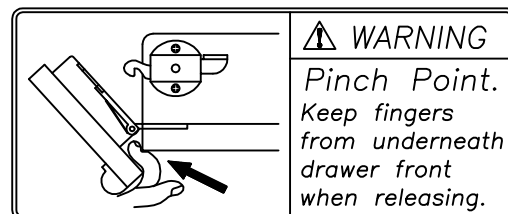
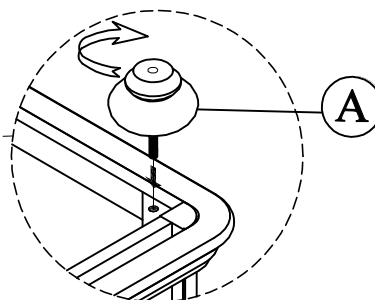
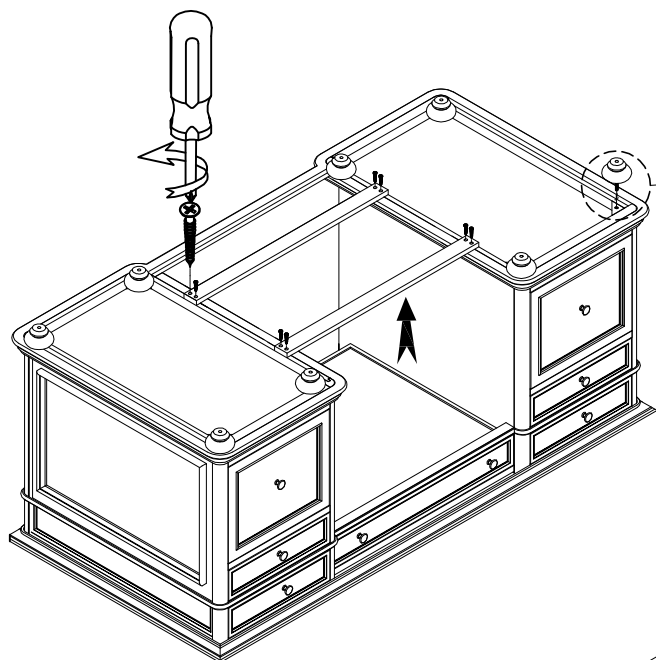
Be sure to check all packing material carefully for small parts, which may have come loose inside the carton during shipment.



**64333
Credenza Desk**

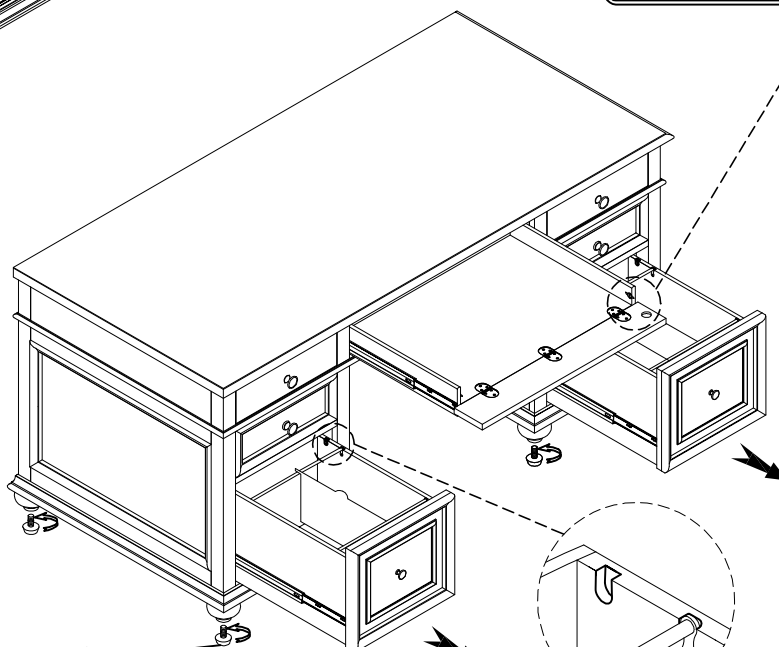
Step 1

Remove shipping brace by removing screws as shown. Discard the rail.

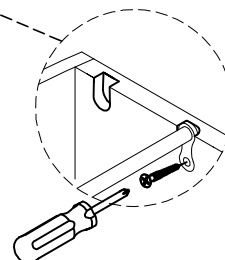


⚠ WARNING
Pinch Point.
Keep fingers
from underneath
drawer front
when releasing.

Step 2



Adjustable Leveler



Unscrew to adjust the file rod

The File Drawers can be set up to use either Letter or Legal size hanging file folders using the File Rods installed in the file drawers.

The levelers in the bottom of the Bun Feet can be adjusted if necessary to compensate for uneven flooring