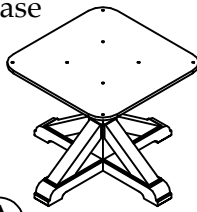
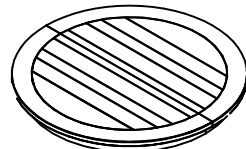
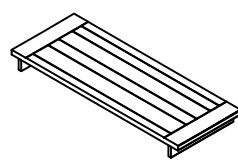

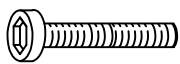




Components and Hardware List

Base  (A) 1 pc.	Table Top  (B) 1 pc.	Top Leaf  (C) 1 pc.	 #60252 ROUND DINING TABLE TOP #60253 ROUND DINING TABLE BASE
5/16" *1-1/2" Long Allen Head Bolt  (D) 8 pcs.	5/16" x 12mm x 3mm Spring Washer  (E) 8 pcs.	5/16" x 19mm x 2mm Flat Washer  (F) 8 pcs.	

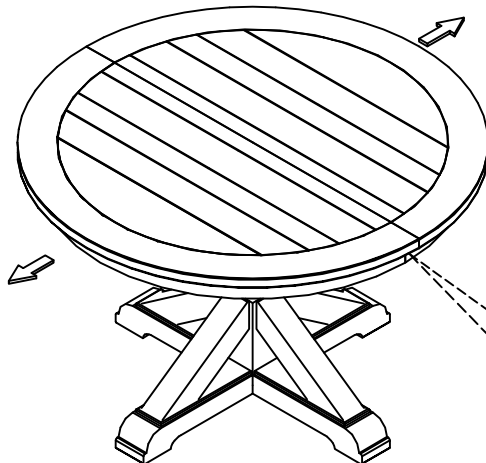
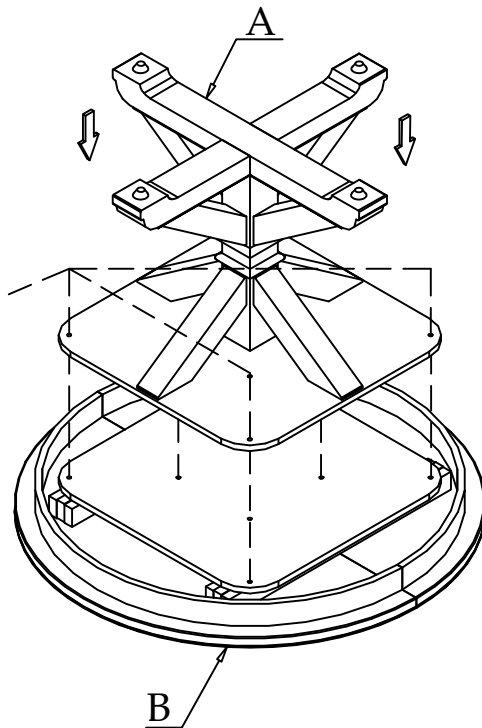
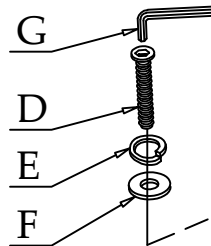
**5mm Allen
Wrench**



(G) 1 pc.

Be sure to check all packing material carefully for small parts, which may have come loose inside the carton during shipment.

Step 1



Step 2

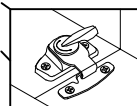


TABLE LOCK
Closed position

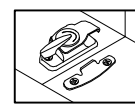


TABLE LOCK
Open position

Step 3

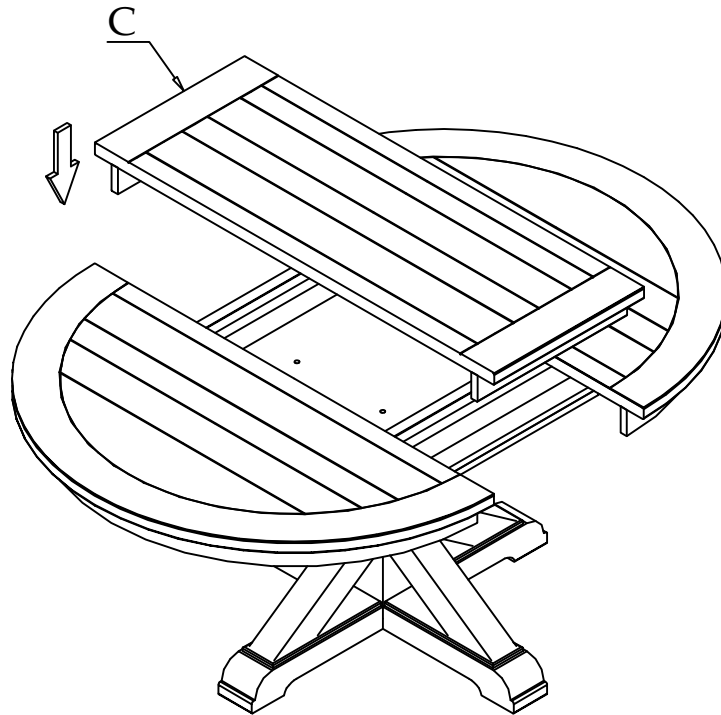


TABLE LOCK
Open position

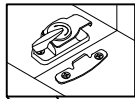
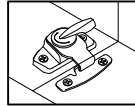


TABLE LOCK
Closed position



Step 4

