

Warning:

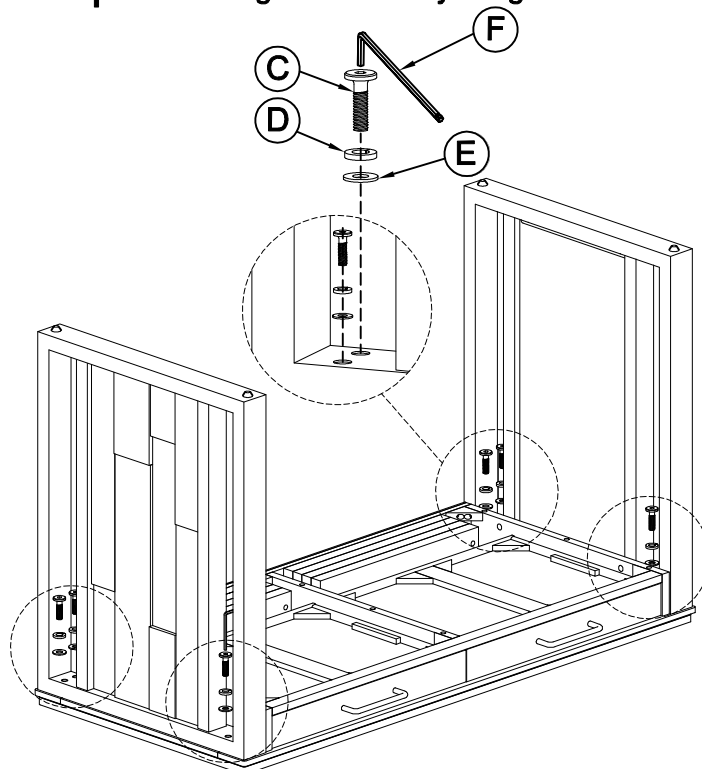
- Be sure to check all packing material carefully for small parts, which may have come loose inside the carton during shipment.
- To prevent possible scratches and damage, this furniture **MUST BE ASSEMBLED BY TWO PEOPLE** on a soft surface such as blanket or carpet.

Components and Hardware List

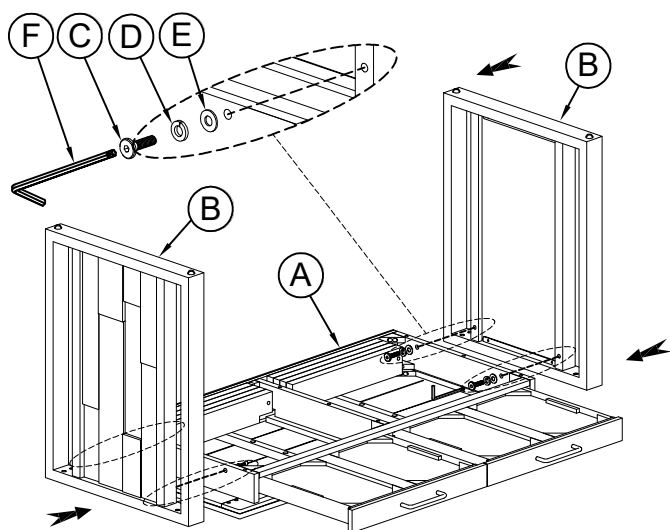
(A) Desk Top 1 pc.	(B) Leg Frame 2 pcs.	(C) Allen Head Bolt 5/16" x 2" 12 pcs.	(D) 5/16" Spring Washer 12 pcs.
(E) 21/64" x Ø20mm Flat Washer 12 pcs.	(F) 4mm Allen Key 1 pc.	(G) Furniture Tipping Restraint Kit 1 pc.	

39330
30"h Nesting Desk

Step 2 : Using the Allen key to tighten all bolts



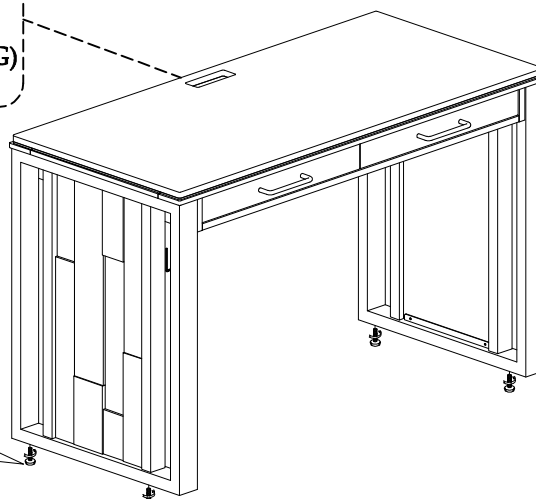
Step 1 : Do not fully tighten the bolts



Step 3



Adjustable leveler



For product and personal safety, a Furniture Tipping Restraint kit has been included with this unit which can help to minimize the risk of the unit accidentally tipping forward, if used and properly installed per the kit manufacturer's instructions.