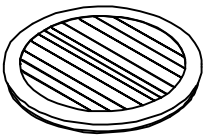
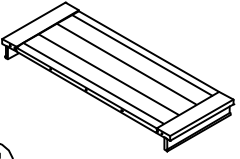
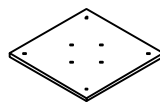



Components packed with the 21251 table top

Table Top	Table Top Leaf	Lower Bridge Panel
		
(A) 1 set	(B) 1 pc.	(C) 1 pc.



#21251

Round Dining Table-Top


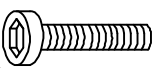
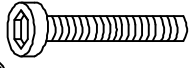
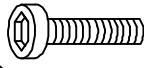
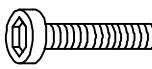


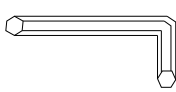
#21252

Round Dining Table Pedestal



#21253

Round Dining Table Base

Components & Hardware packed with the 21252 Pedestal

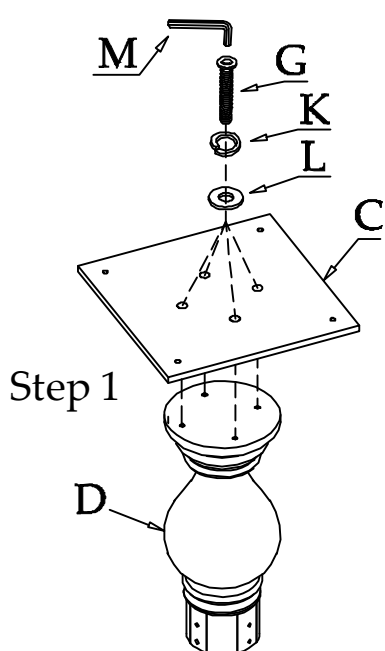
Pedestal	M5/16" x 1-3/4" Allen Head Bolt	M5/16" x 2-1/2" Allen Head Bolt	M5/16" x 1-1/2" Allen Head Bolt
			
(D) 1 pc.	(G) 4 pcs.	(H) 8 pcs.	(I) 4 pcs.
M5/16" x 1" Allen Head Bolt	5/16" Spring Washer	5/16" x 19mm Flat Washer	5mm Allen Key
			
(J) 8 pcs.	(K) 24 pcs.	(L) 24 pcs.	(M) 1 pc.

Components packed with the 21253 table base

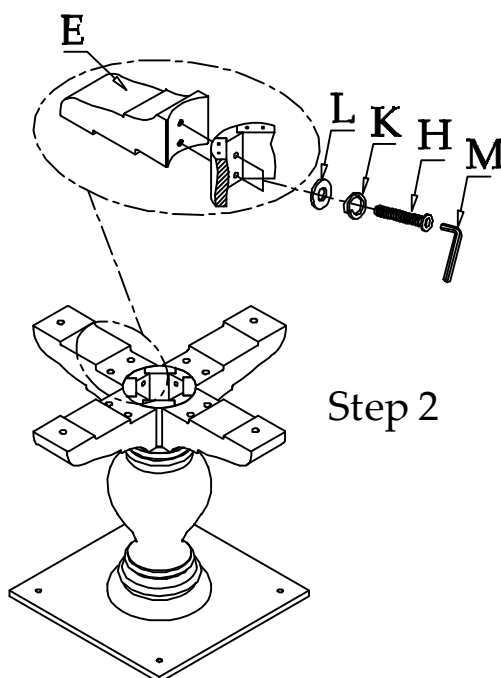
Base Foot	Metal Plate
	
(E) 4 pcs.	(F) 1 pc.

Be sure to check all packing material carefully for small parts, which may have come loose inside the carton during shipment.

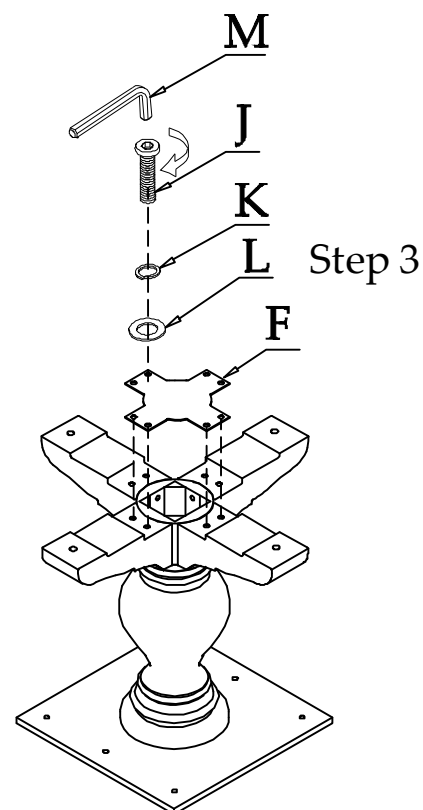
To prevent possible scratches and damage, this furniture must be assembled by two people on a soft surface such as a blanket or carpet.



Step 1

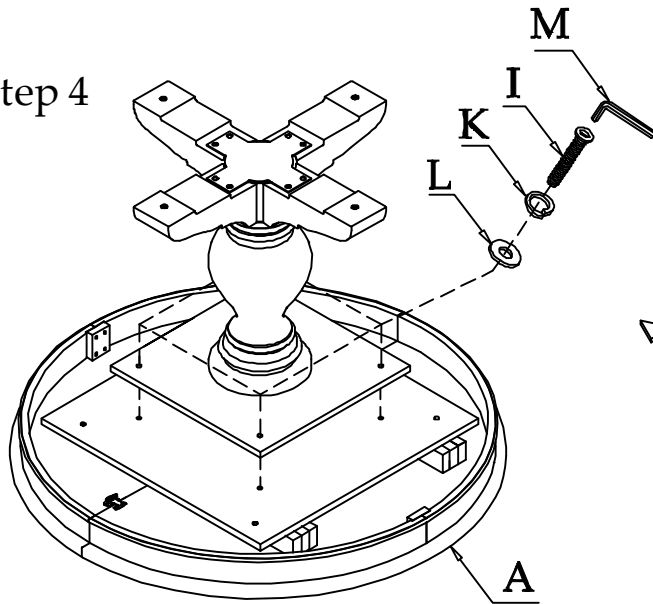


Step 2



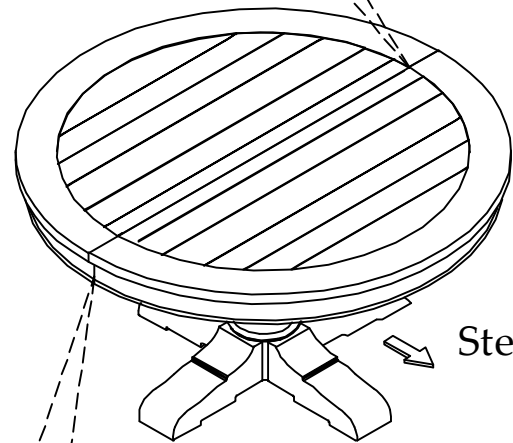
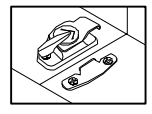
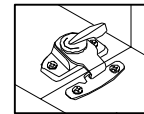
Step 3

Step 4

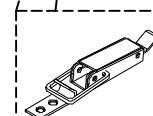


**TABLE LOCK**  
Closed position

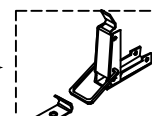
**TABLE LOCK**  
Open position



Step 5

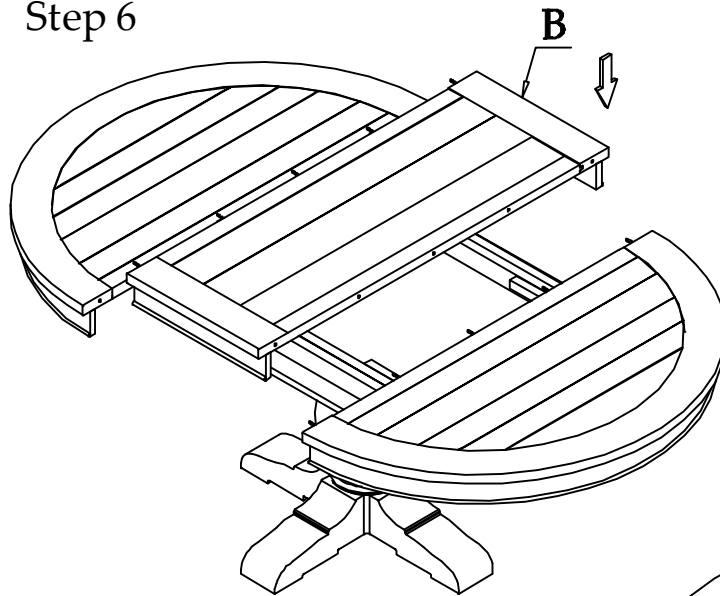


**TABLE LOCK**  
Closed position



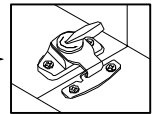
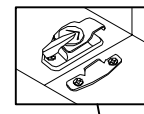
**TABLE LOCK**  
Open position

Step 6

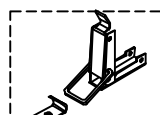


**TABLE LOCK**  
Open position

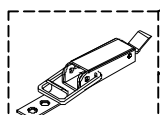
**TABLE LOCK**  
Closed position



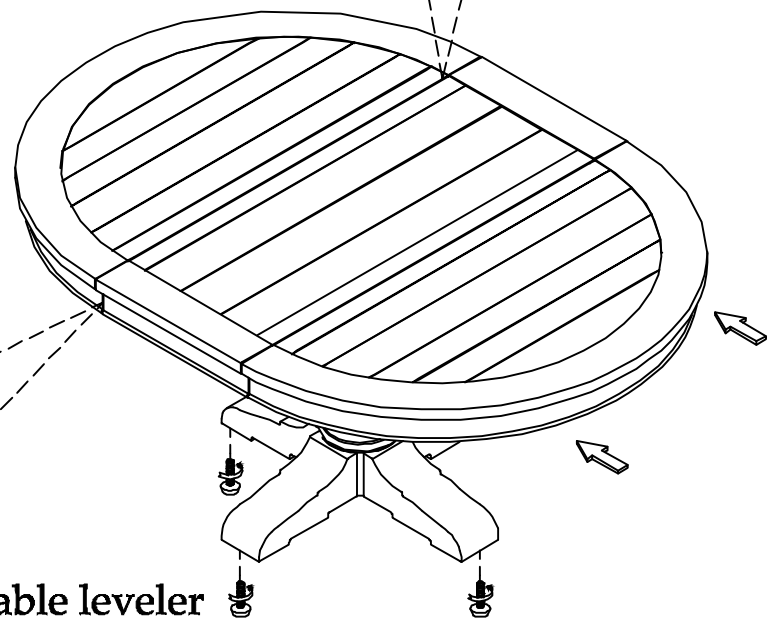
Step 7



**TABLE LOCK**  
Open position



**TABLE LOCK**  
Closed position



Adjustable leveler