

LG STUDIO



LSCE305ST

Electric Cooktop 30" Studio EGO Burner

LED Display

SmoothTouch™

Premium Stainless Steel Trim

2 - Year Limited Warranty



SUMMARY	
Series	LG Studio
Type	30" Electric Cooktop
No. of Burners	5
Color	Stainless + Black
CONTROL FEATURES	
Cooktop Control Type	SmoothTouch™
Display	LED
Power Level Settings	9 Level + Warm
Control Location	Front - Center
COOKTOP FEATURES	
Cooktop Burner Type	Radiant
No. of Burners	5
Burner/Watts - Left Rear	1900 (8") ; 950 (5")
Burner/Watts - Right Rear	100 (6")
Burner/Watts - Left Front	1200 (7")
Burner/Watts - Right Front	3000 (9") ; 1400 (6")
Center (Watts)	1500 (7")
Cooktop Finish	Black Ceramic Glass w/ Grey Pattern
APPEARANCE	
All Available Colors	Stainless + Black

DIMENSIONS / CLEARANCES / WEIGHT	
Product (W x H x D)	30 27/32" x 4" x 21 23/32"
Cut-out (W x H x D)	29 3/8" x 20 1/4"
Packing (W x H x D)	34 1/64" x 5 63/64" x 24 21/64"
Product Weight (lbs)	34.2
Shipping Weight (lbs)	41.22
POWER/RATINGS	
Amp at 208/240V	Max.40Amp(27.9/32.1A)
kW at 208/240V	5.8 / 7.7kW
Requirements	208 / 240 VAC 60Hz
LIMITED WARRANTY	
Parts and Labor,	2 Years
Cooktop and Coils (Parts)	5 Years
UPC CODES	
LSCE305ST (Stainless + Black)	048231316620

# LSCE305ST

Electric Cooktop 30" Studio EGO Burner

## QUICK INSTALL & CLEARANCES

For full installation directions/clearances please refer to the corresponding User Manual and Installation Guide.

### DIMENSIONS / CLEARANCES / WEIGHT

Product (W x H x D)	30 27/32" x 4" x 21 23/32"
Cut-out (W x H x D)	29 3/8" x 20 1/4"
Product Weight (lbs)	34.2
Carton Dimensions (in) (W x H x D)	34 1/64" x 5 63/64" x 24 21/64"

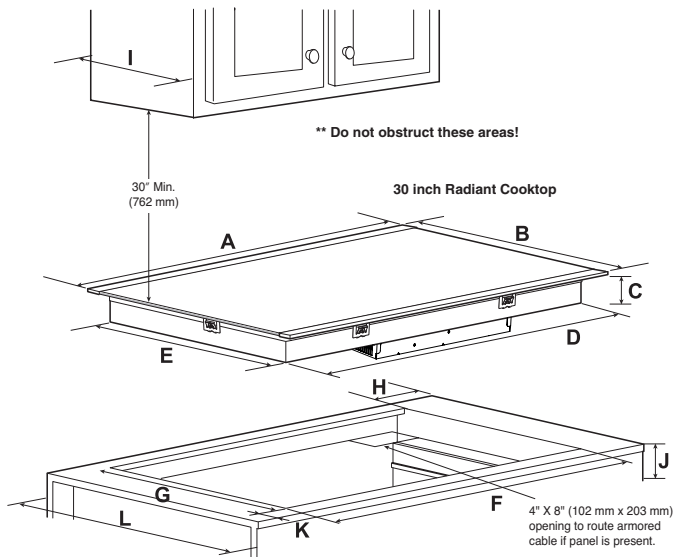
### POWER / RATINGS

Amp at 208/240V	Max.40Amp(27.9/32.1A)
kW at 208/240V	5.8 / 7.7kW
Requirements	208 / 240 VAC 60Hz

### PREPARING THE INSTALLATION LOCATION

#### IMPORTANT INSTALLATION INFORMATION

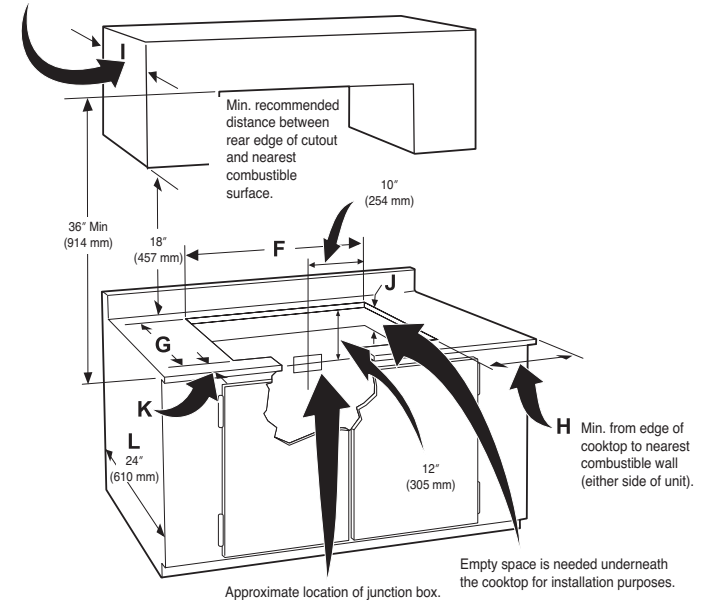
- All electric cooktops run off a single phase, three-wire or four-wire cable, 240/208 volt, 60 hertz, AC-only electrical supply with ground.
- Minimum distance between cooktop and overhead cabinetry is 30" (762 mm).
- Make sure the cabinets and wall coverings around the cooktop can withstand the temperatures (up to 93°C [200°F]) generated by the cooktop.



Unit	A	B	C	D	E	F	G	H	I	J	K	L
						Min	Min		Max	Min		
Inch	30-27/32	21-23/32	3-3/4	28-13/16	19-5/8	29-3/8	20-1/4	13/16	13	5-23/32	2-1/2	24
mm	783	552	95	732	498	746	515	20	330	145	64	610

### DIMENSIONS AND CLEARANCES

Overhead cabinet should not exceed a maximum depth of 13" (330 mm)



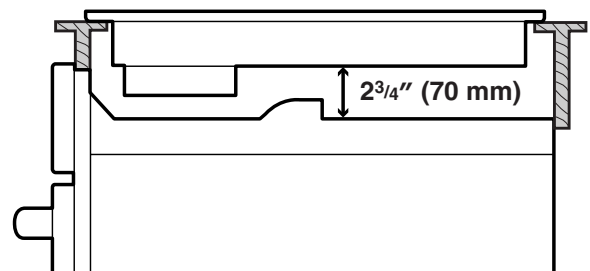
Model	H	K
LSCE305ST	3-3/4" (95 mm)	2-1/2" (64 mm)

#### CAUTION

- To eliminate the risk of burns or fire by reaching over heated surfaces, cabinet storage space located above the cooktop should be avoided. If cabinet storage is provided, risk can be reduced by installing a range hood that projects horizontally a minimum of 5" (127 mm) beyond the face of the cabinets.

### DIMENSIONS AND CLEARANCES

#### RECOMMEND SPACE COOKTOP AND OVEN



#### CAUTION

- It is very important to keep 2 3/4" (70 mm) distance between the cooktop and the oven.