

ALIGN™

BDI



ALIGN™

DESIGN **MATTHEW WEATHERLY**

Sleek, streamlined, and downright sexy these consoles are a striking addition to any room. Two base options provide versatility, allowing the cabinet to serve as a full-featured media center or an impressive storage console.

- Louvered design provides acoustic and remote-control transparency
- Removable back panels provide access to the rear of components
- Integrated wire management system keeps cables organized

7473 STORAGE CONSOLE + MEDIA CABINET

Recommended TV Size	up to 85"
Dimensions (Console Base)	23H x 81 x 18 in 58H x 206 x 46 cm
Dimensions (Media Base)	19H x 81 x 18 in 49H x 206 x 46 cm
Component Capacity	6-9
Number of Adjustable Shelves	3
Adjustable Shelf Increments	1.25 in 32 mm; 3 positions
Top Shelf Capacity	150 lbs 68 kg
Bottom Shelf Capacity	50 lbs 23 kg

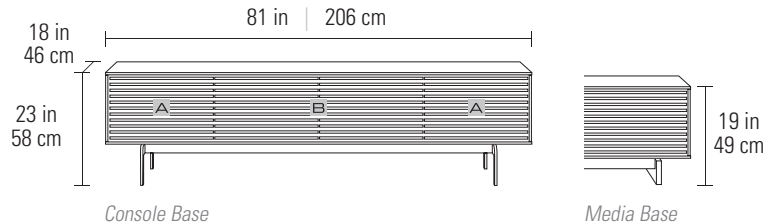


A Side Compartments

Dimensions	11.5H x 19.5 x 14.5 in 29H x 49.5 x 36.75 cm
Adjustable Shelf Capacity	25 lbs 11 kg

B Center Compartment

Dimensions	11.5H x 38.75 x 14 in 29H x 98 x 35.5 cm
Adjustable Shelf Capacity	50 lbs 23 kg



7479 STORAGE CONSOLE + MEDIA CABINET

Recommended TV Size	up to 85"
Dimensions (Console Base)	28.5H x 81 x 18 in 73H x 206 x 46 cm
Dimensions (Media Base)	25H x 81 x 18 in 63H x 206 x 46 cm
Component Capacity	8-12
Number of Adjustable Shelves	3
Adjustable Shelf Increments	1.25 in 32 mm; 5 positions
Top Shelf Capacity	150 lbs 68 kg
Bottom Shelf Capacity	50 lbs 23 kg

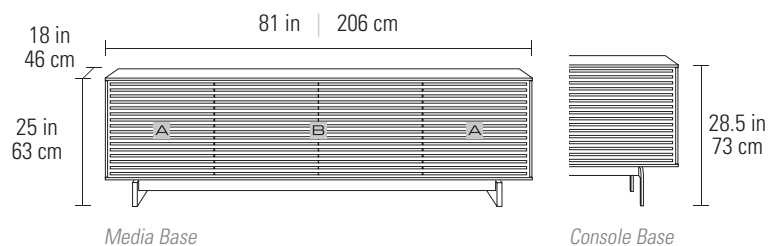


A Side Compartments

Dimensions	17H x 19.5 x 14.5 in 43H x 49.5 x 36.75 cm
Adjustable Shelf Capacity	25 lbs 11 kg

B Center Compartment

Dimensions	17H x 37.5 x 14.25 in 43H x 95 x 36 cm
Adjustable Shelf Capacity	50 lbs 23 kg



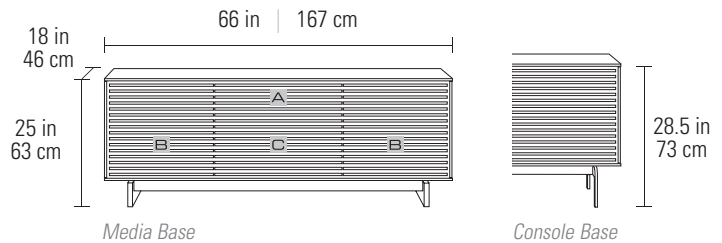
7477 STORAGE CONSOLE + MEDIA CABINET

Recommended TV Size	up to 75"
Dimensions (Console Base)	28.5H x 66 x 18 in 73H x 167 x 46 cm
Dimensions (Media Base)	25H x 66 x 18 in 63H x 167 x 46 cm
Component Capacity	5
Number of Adjustable Shelves	0
Top Shelf Capacity	125 lbs 57 kg
Fixed Shelf Capacity	50 lbs 23 kg
Bottom Shelf Capacity	50 lbs 23 kg



A Top Shelf / Speaker Compartment

Dimensions with Soundbar	8H x 60.75 x 7.25 in 20H x 154 x 18 cm
without Soundbar	8.25H x 24.5 x 14.5 in 20H x 62 x 36 cm



B Side Compartments

Dimensions	8.25H x 19 x 15 in 20.75 x 48 x 38 cm
------------	--

C Center Drawer

Dimensions	6.5H x 23.75 x 12.75 in 16.5H x 60 x 32 cm
Drawer Capacity	25 lbs 11 kg

The unique configuration of Align 7477 features a center media drawer that conceals a full-width shelf that is the perfect home for a soundbar or several electronic components.

For detailed specifications, visit bdiusa.com/align



FEATURES

- Media or Console Base Option
- Acoustically Transparent Doors
- Cable Management System
- Hidden Wheels (Media base)
- IR-Friendly Doors
- Removable Back Panels
- Soundbar Platform
- TV Safety Strap

EBONIZED ASH
(EBO)

SATIN WHITE
(SW)



Align 7473 with Console Base in Satin White finish



Align 7479 with Media Base in Ebonized Ash finish



BDI's products are packaged with recyclable materials. Dimensions, specifications, and availability are subject to change. For current specifications and availability, visit www.bdiusa.com. Listed capacities assume even distribution of weight. BDI's designs are protected by US and international patents, trade dress, and/or copyright laws. "Align" and BDI are trademarks of Becker Designed Inc. All rights reserved. ©2022, BDI