

# JBL SCL-1

2-Way Dual 12-inch (300mm) Custom LCR Loudspeaker

JBL

S Y N T H E S I S



## Features

- 2-way dual 12-inch (300mm) Flagship LCR loudspeaker delivers unparalleled performance in large theater rooms
- Optimized for custom installation behind projection screens and in custom cabinetry
- Timbre matched to all SCL loudspeakers and specially designed to be used with the SSW-1 subwoofer
- Patented D2430K 3-inch (75mm) dual Teonex® annular ring diaphragm, dual voice coil compression driver with dual neodymium motor structures mated to large coverage, High-Definition Imaging (HDI™) horn precision molded out of Sonoglass®
- Dual 12" (300mm) cast-frame Carbon Cellulose Composite Cone (C4) woofers in patented Complementary Bass Alignment System (CBAS™) enclosure design
- Bi-amplifier, bi-wire and network bypass capability with installer configurable crossover
- Heavily braced black vinyl clad cabinet built from 1-inch thick MDF with cloth-wrapped, edge to edge metal frame grille with magnetic attachment

## Specifications

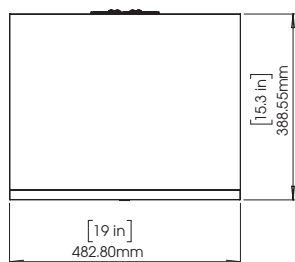
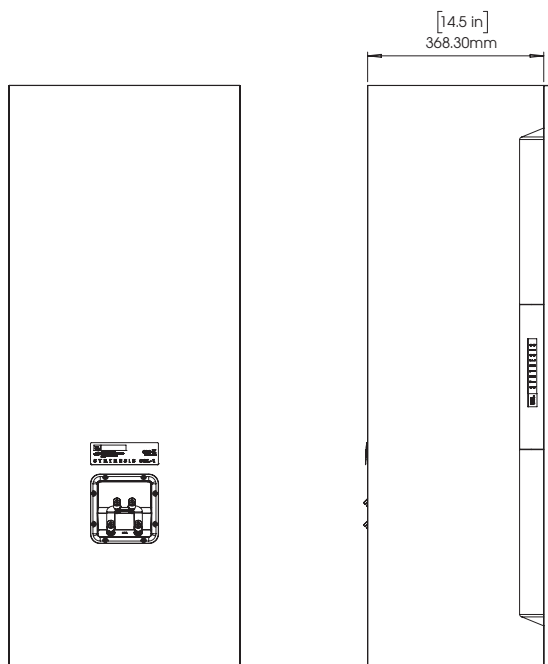
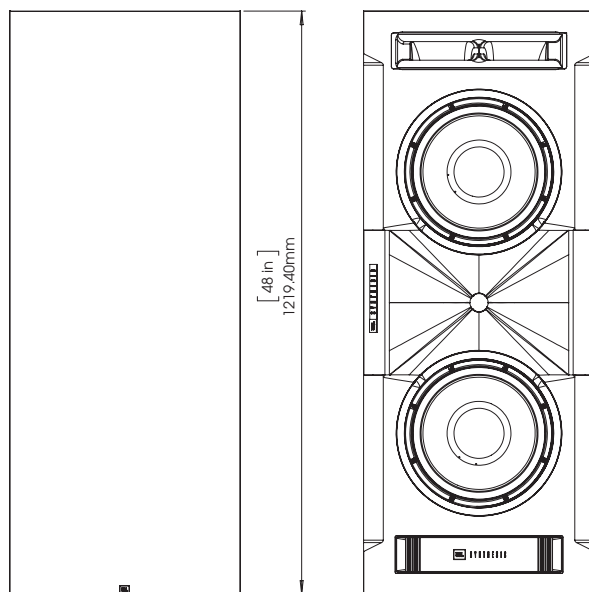
Type	2-way in-room loudspeaker
Low Frequency Drivers	Dual 12-inch (300mm) Black Carbon Cellulose Composite Cone (C4) cast-frame woofers
High Frequency Driver	3" (75mm) dual annular Teonex® ring-diaphragm compression driver with dual neodymium motor structures mated to Sonoglass® HDI™ horn
Recommended Amplifier Power (Full bandwidth)	500 WRMS, minimum
Recommended Amplifier Power (80Hz HPF)	500 WRMS, minimum
Impedance	4 Ohm
Loudspeaker Sensitivity	94dB/1W/1m
Frequency Response	40Hz – 24kHz (-6dB), 3rd order LF roll-off
Crossover Frequency	775Hz
Coverage area, -6dB @ 10kHz	Approximately 120 degrees horizontal x 100 degrees vertical
Coverage area, -6dB @ 20kHz	Approximately 90 degrees horizontal x 70 degrees vertical
Enclosure Type	Complementary Bass Alignment System (CBAS™)
HF Level Controls	3 Position - No grille, With grille, or With screen
Grille Dimensions	47.98" H x 19" W x 0.787" D (1218.7mm x 482.6mm x 20mm)
Product Dimensions	47.98" H x 19" W x 14.49" D (1218.7mm x 482.6mm x 368.1mm)
Input Type	Dual sets of gold-plated spring-loaded binding posts
Product Weight	177.5 lb (80.5kg)
Shipping Weight	306.5 lb (139kg)
Shipping Units of Measure	Each
Warranty	5 Years

# JBL SCL-1

2-Way Dual 12-inch (300mm) Custom LCR Loudspeaker

JBL

SYNTHESIS



HARMAN International Industries, Incorporated  
8500 Balboa Boulevard, Northridge, CA 91329 USA  
www.jblsynthesis.com

© 2021 HARMAN International Industries, Incorporated. All rights reserved. JBL Synthesis is a registered trademark of HARMAN International Industries, Incorporated registered in the United States and/or other countries. Features, specifications, and appearance are subject to change without notice.