






# ASSEMBLY INSTRUCTION


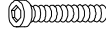








## WREN DESK & CHAIR SET

5214SET

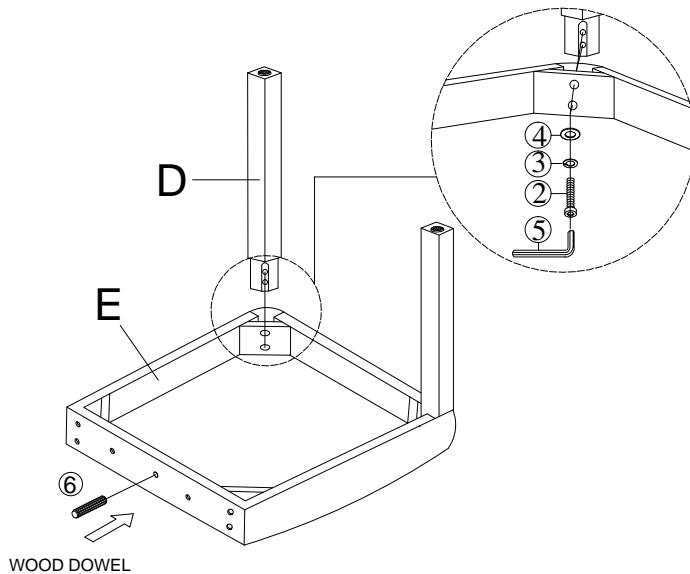
### PRODUCTS LIST

| No. | PART             |   | Q'TY |
|-----|------------------|---|------|
| A   | DESK TOP         |  | 1    |
| B   | DESK LEGS        |  | 4    |
| C   | CHAIR BACK       |  | 1    |
| D   | CHAIR FRONT LEGS |  | 2    |
| E   | CHAIR SEAT       |  | 1    |

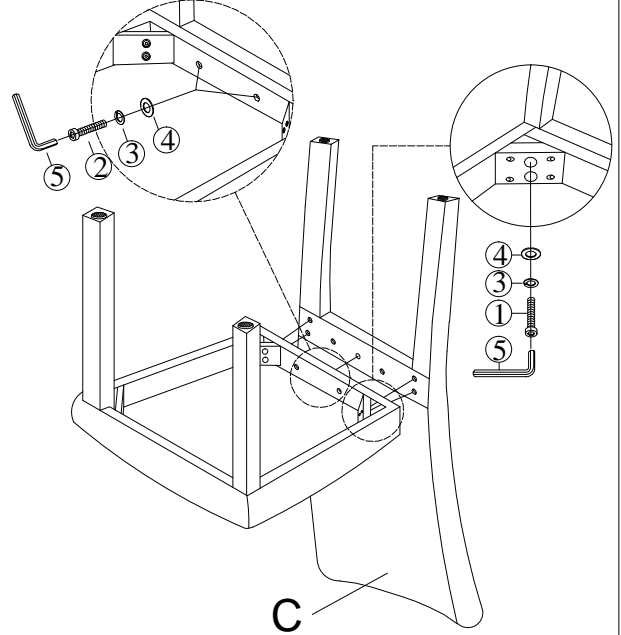
### HARDWARE LIST

| NO. | PART   | DESCRIPTION         | CODE.   | Q'TY |
|-----|--|---------------------|---------|------|
| ①   |  | 5/16" x 3-1/2"      | (CHAIR) | 4    |
| ②   |  | 5/16"x2"            |         | 6    |
| ③   |  | 5/16 "              |         | 10   |
| ④   |  | 5/16 "x22mm         |         | 10   |
| ⑤   |  | M5                  |         | 1    |
| ⑥   |  | WOOD DOWEL Ø10*30mm |         | 1    |
| ⑦   |  | 5/16" x2-1/2"       | (DESK)  | 8    |
| ⑧   |  | 5/16 "              |         | 8    |
| ⑨   |  | 5/16 "x22mm         |         | 8    |
| ⑩   |  | M5                  |         | 1    |

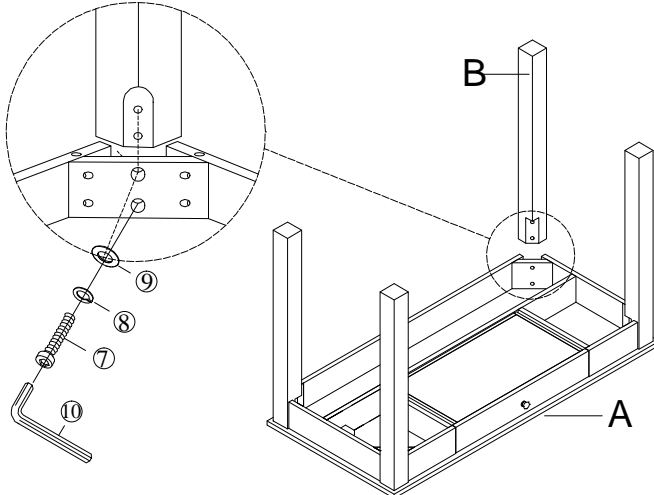
#### STEP : 1



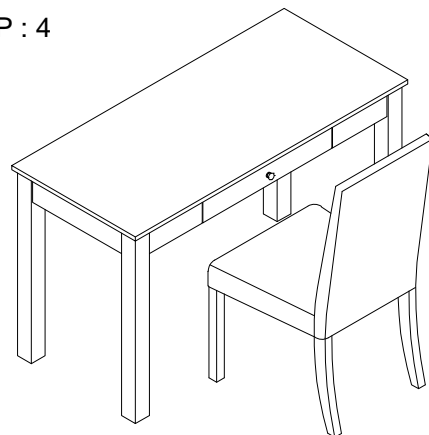
#### STEP : 2



#### STEP : 3



#### STEP : 4



Do not fully tighten any bolts until last step.