

LET'S GET *connected*

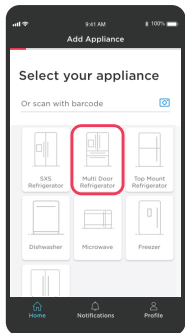
We make it easy to connect to your product from anywhere.


Step 1: Download the free Frigidaire 2.0 app. Scan the QR code below or visit Frigidaire.com/app.



Step 2: Open the app and follow the prompts to connect.

Tips



- Have your home Wi-Fi and password ready.
- Turn on your phone's Wi-Fi.
- On your product's appliance control display, press any button to wake the appliance display. Press and hold the **Connect** or  button until it beeps and the symbol begins to blink.

Some controls may vary slightly. Check your Use & Care Manual.

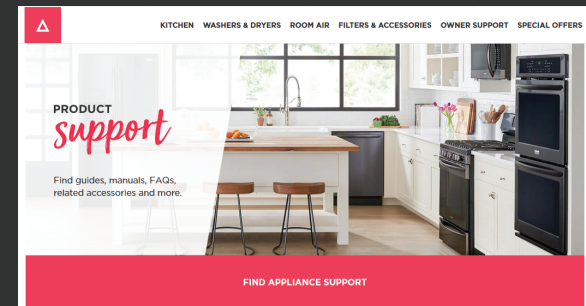
Step 3: *Enjoy* the convenience to remotely control and monitor your appliance!

WE'RE HERE TO *help*

CONNECTION CHECKLIST

- The app requires Apple iOS 11 or Android 8.0 OS or later.
- You'll need a secure, password-protected 2.4 or 5 GHz internet connection on a WPA/WPA2 compliant network.
- Your Wi-Fi router should support IEEE 802.11 b/g/n.
- When setting up your connection, make sure you are in front of the appliance.
- Always use a valid email address you can reach from your phone.

PRODUCT *support*



HAVING TROUBLE?



Check out our Owner Support and FAQs on Frigidaire.com



Call us at (800) 311-4667



Email us: SmartHelp.US@Frigidaire.com any time!

FRIGIDAIRE