


KI-362-SMA-II

TRAPEZOIDAL 15" 3-WAY LOUDSPEAKER



Klipsch®

KLIPSCH PROFESSIONAL | PERMANENT INSTALLATION | DATA SHEET



PRODUCT OVERVIEW

The Klipsch KI-362-SMA-II is three-way 22.5° trapezoidal speaker system that is ideally suited for suspended permanent install applications in small to medium sized venues. The full-range system delivers high SPL output with high intelligibility, in a cost effective solution.

The KI-362-SMA-II utilizes a modified Tractrix® horn geometry in a well defined 90° X 60° coverage. To permit use at any mounting angle the midrange and high-frequency drivers are adjustable in 45° increments allowing the 60° or 90° projection patterns to be chosen independent of the orientation of the enclosure.

All components are housed in a rugged birch plywood enclosure with aesthetically profiled edges and a tough durable finish. The KI-362-SMA-II has 16 suspension points (4 per side) for flexible mounting and rigging bar compatibility.

FEATURES

- Compact 22.5° symmetrical trapezoidal design
- User-rotatable midrange and HF module for optimized pattern control
- 16 suspension points for (4 per side) for flexible mounting and rigging bar compatibility
- 15" cast frame heavy-duty woofer
- 1.5" and 1" titanium midrange and high-frequency compression drivers
- Internal high current full-range crossover
- KLIP circuit Mid and HF driver protection device
- Available in Black, White or Raw Birch finish

APPLICATIONS

- A/V Production Environments
- Auditoriums and Houses of Worship
- Bars and Music Clubs
- Small/medium Sports Facilities
- Theme Parks and Leisure Venues
- Transportation Facilities

DESIGNED AND MADE IN THE USA

USING DOMESTIC AND IMPORTED COMPONENTS

In 1946, Paul W Klipsch, genius & maverick, hand-built his first loudspeaker in a tin shed with the intention of bringing live music into his living room. Remember great sound? We do, too. Today, Klipsch's KI series speaker enclosures are made in the USA, by proud craftsmen in Hope, Arkansas. Just like PWK intended.

SPECIFICATIONS

FREQUENCY RESPONSE¹ (+/- 3 dB)	54 Hz - 20 kHz (-10 dB @ 38 Hz)
POWER HANDLING²	400 watts (42V) 1600 watts peak
MAXIMUM SPL³	124 dB Continuous 130 dB Peak
SENSITIVITY⁴	101 dB
COVERAGE	Horizontal: 90° +/- 30° 400 Hz - 16 kHz Vertical: 60° +/- 20° 2.8 kHz - 20 kHz
DIRECTIVITY INDEX (DI)	8 dB +/- 2 dB 500 Hz - 20 kHz
DIRECTIVITY FACTOR (Q)	6.3
NOMINAL IMPEDANCE	8 ohms, minimum 4.4 ohms @ 106 Hz
OVERLOAD PROTECTION	KLIP Overload Protection Circuit-HF
CROSSOVER FREQUENCY	1.26 kHz and 6.8 kHz
COMPONENTS	One K-48-ST 15" woofer One K-53-TI 1.5" titanium compression driver on a K-703-M horn One K-100-TI 1" titanium compression driver on a K-79-T horn
INPUT CONNECTION	Two point barrier strip
MOUNTING OPTIONS	Sixteen 3/8"-16 flypoints
BRACKET MOUNT	One attachment point for C-bracket Top and Bottom: 3/8"-16
ENCLOSURE MATERIAL	3/4" 7-ply birch plywood cabinet 1" MDF motorboard
HEIGHT	34.3" (87.12cm)
WIDTH	19.8" (50.29cm) front 6.8" (17.27cm) rear
DEPTH	16" (40.64cm)
WEIGHT	70 lbs. (31.81kg)
FINISHES	Black, White and Raw Birch finish

¹ 3M, Half-spaced anechoic

² AES standard, continuous pink noise, 6 dB peaks

³ Calculated at 1M half-spaced at power handling power input

⁴ SPL at 1M, half-spaced anechoic with 2.83V input

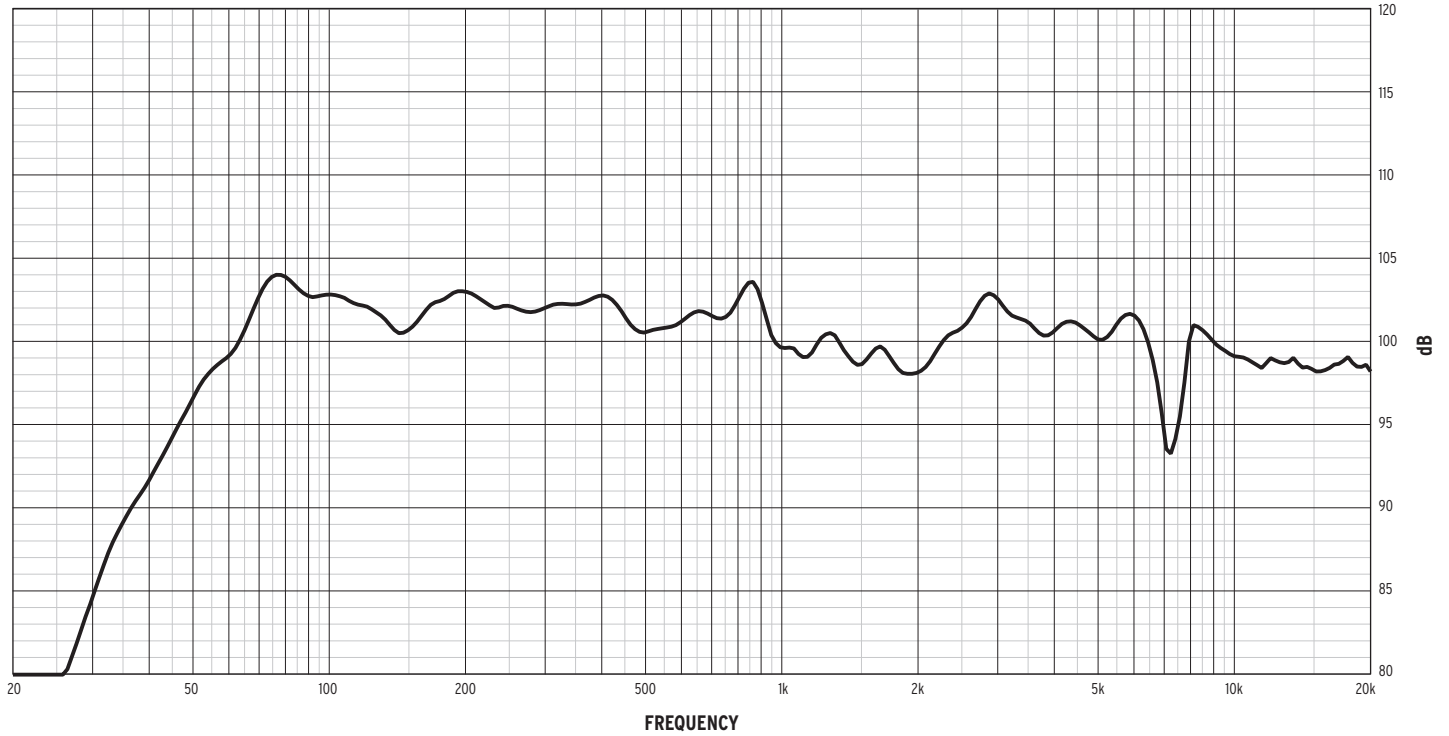
KI-362-SMA-II

TRAPEZOIDAL 15" 3-WAY LOUDSPEAKER

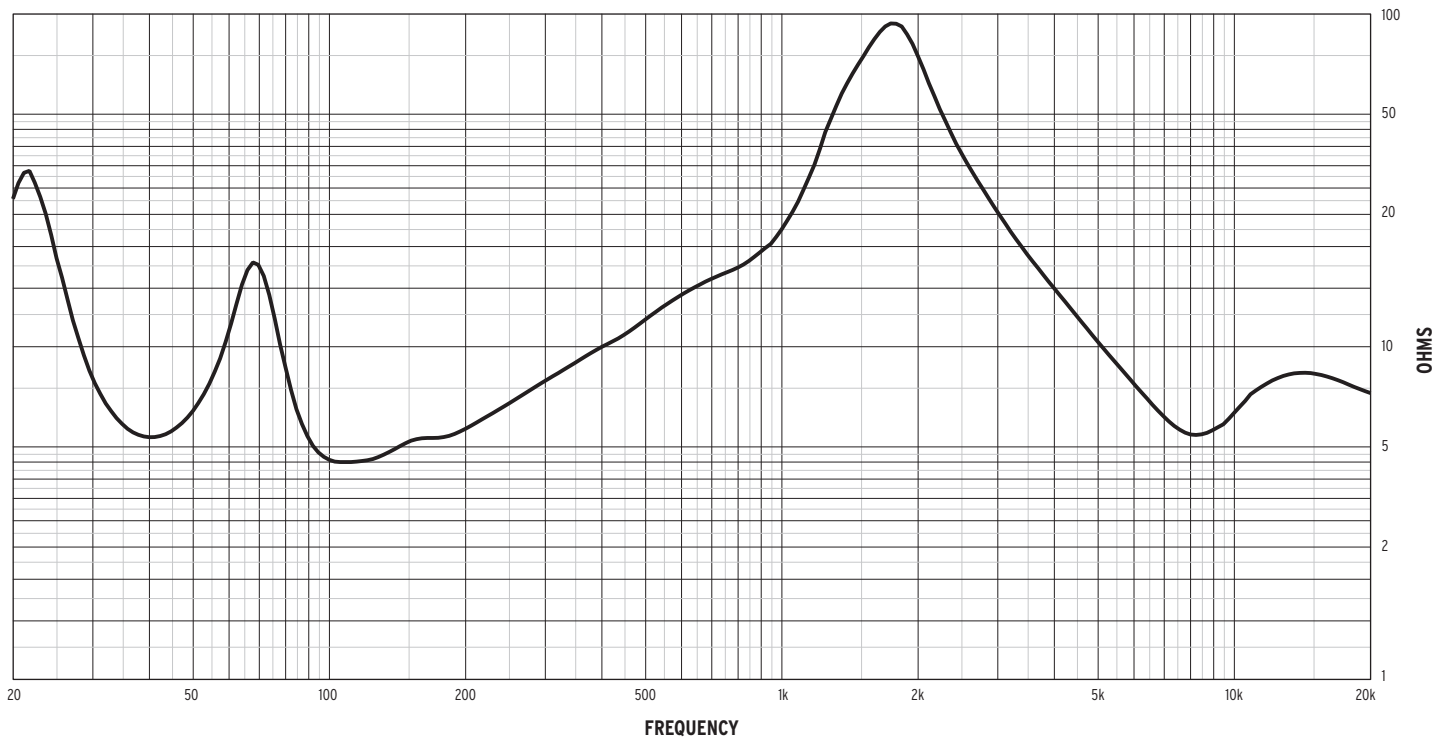


KLIPSCH PROFESSIONAL | PERMANENT INSTALLATION | DATA SHEET

FREQUENCY RESPONSE



IMPEDANCE



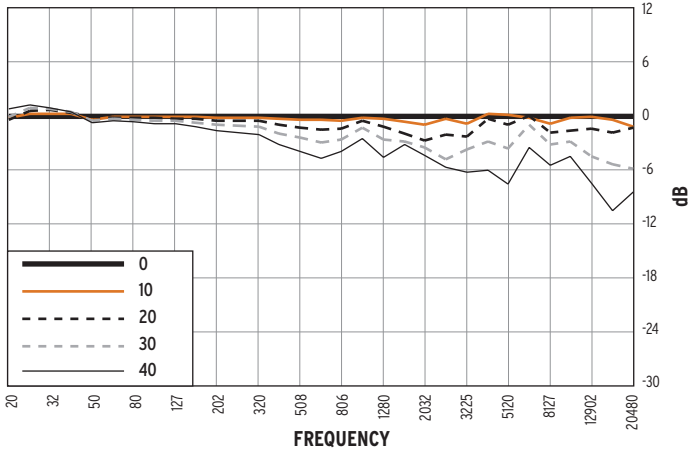
KI-362-SMA-II

TRAPEZOIDAL 15" 3-WAY LOUDSPEAKER

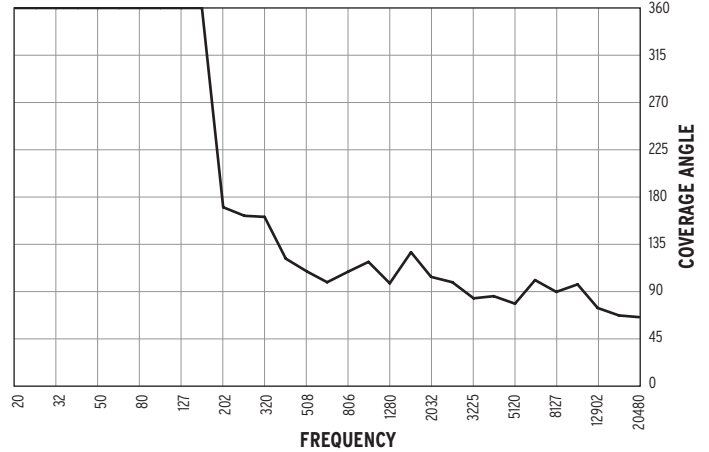


KLIPSCH PROFESSIONAL | PERMANENT INSTALLATION | DATA SHEET

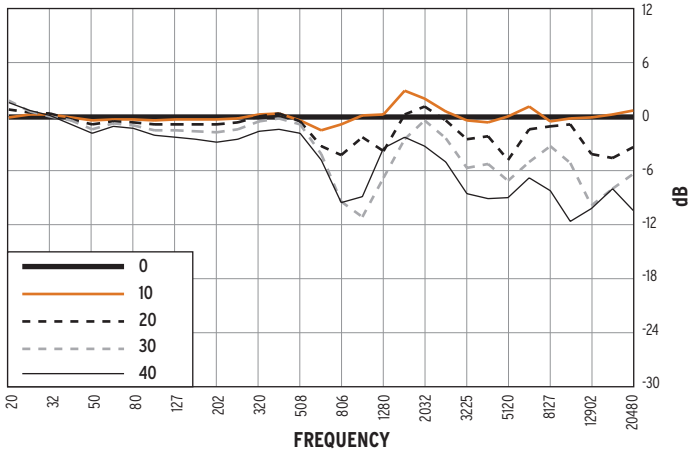
HORIZONTAL OFF AXIS TRANSFER FUNCTION



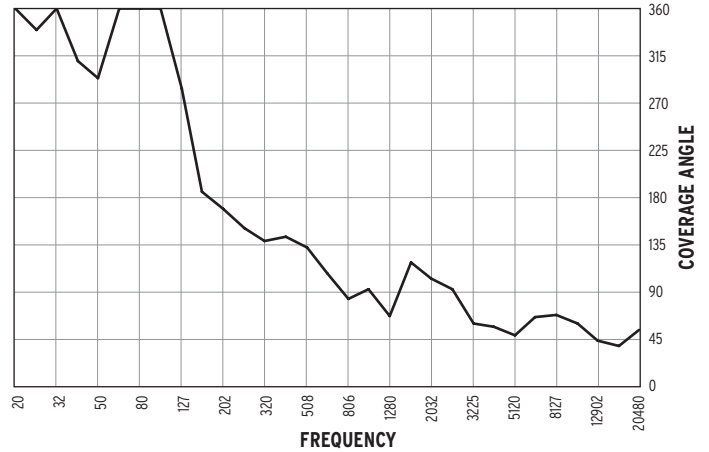
HORIZONTAL COVERAGE (-6dB)



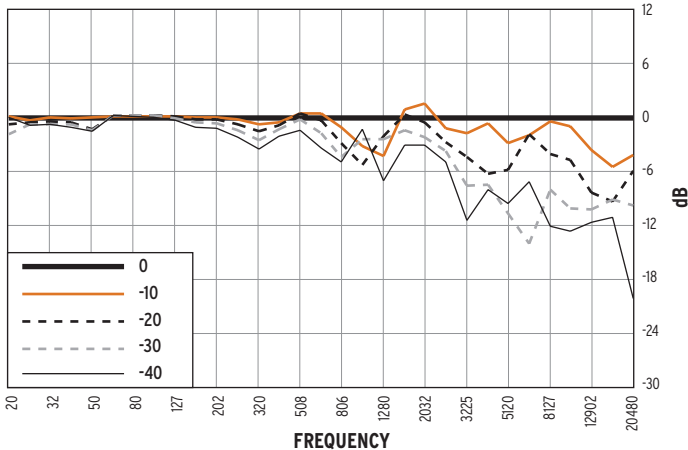
VERTICAL OFF AXIS TRANSFER FUNCTION UP



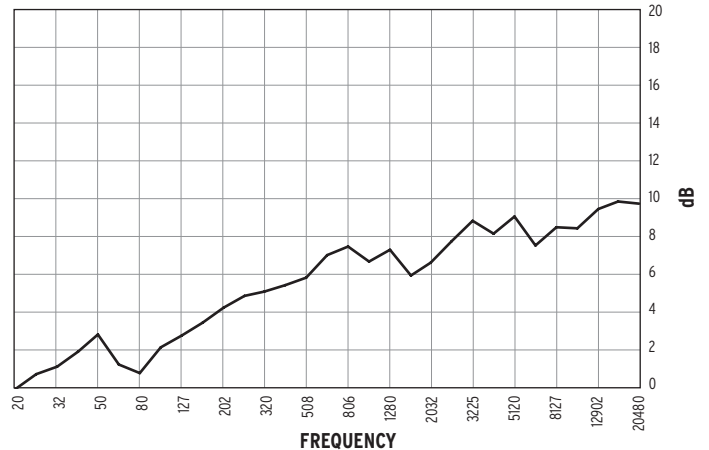
VERTICAL COVERAGE (-6dB)



VERTICAL OFF AXIS TRANSFER FUNCTION DOWN



DIRECTIVITY INDEX



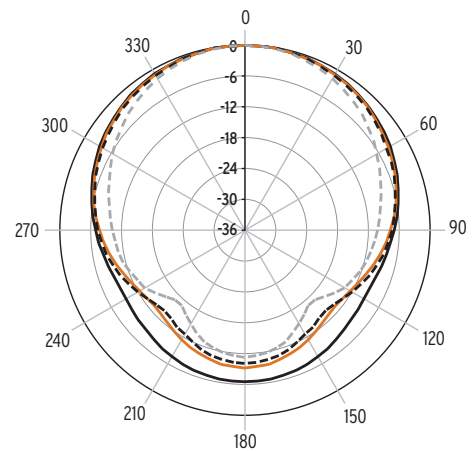
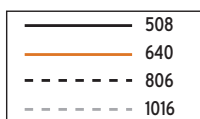
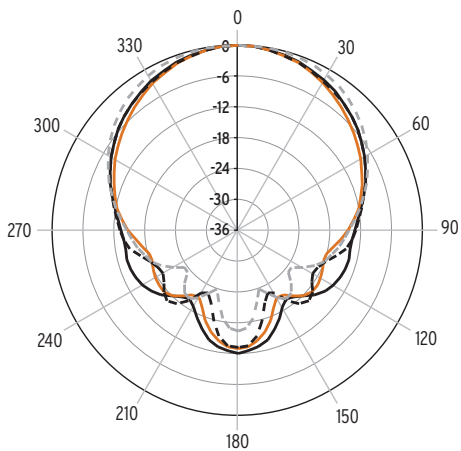
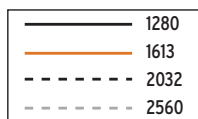
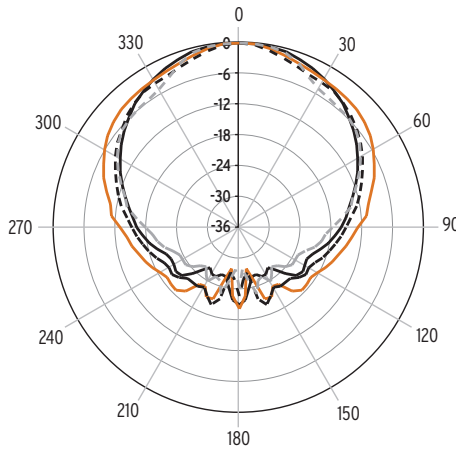
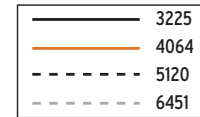
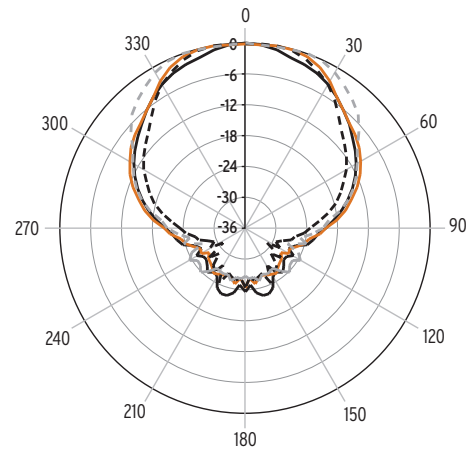
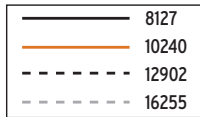
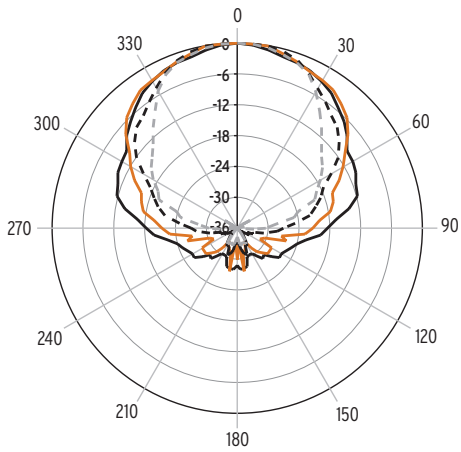
KI-362-SMA-II

TRAPEZOIDAL 15" 3-WAY LOUDSPEAKER



KLIPSCH PROFESSIONAL | PERMANENT INSTALLATION | DATA SHEET

HORIZONTAL 1/3 OCTAVE POLARS



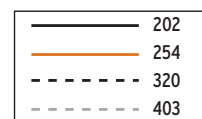
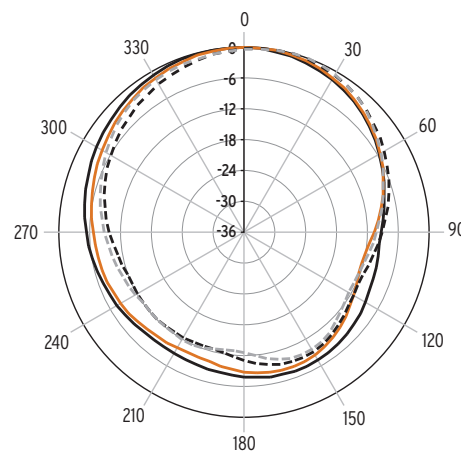
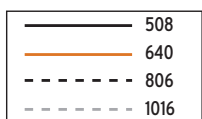
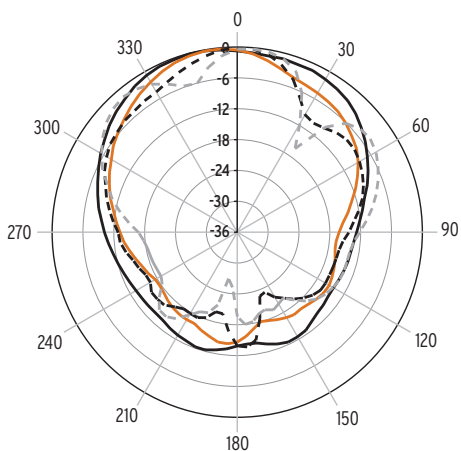
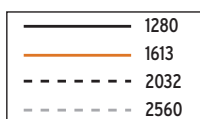
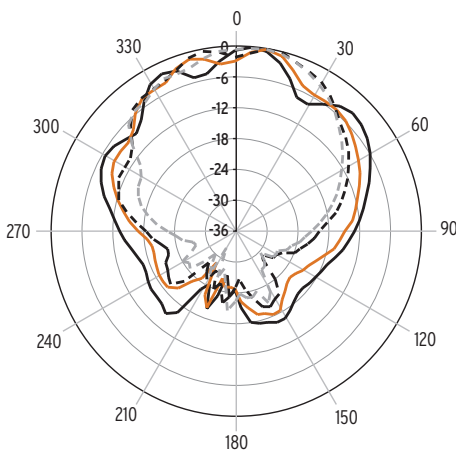
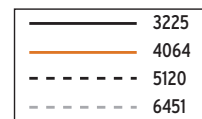
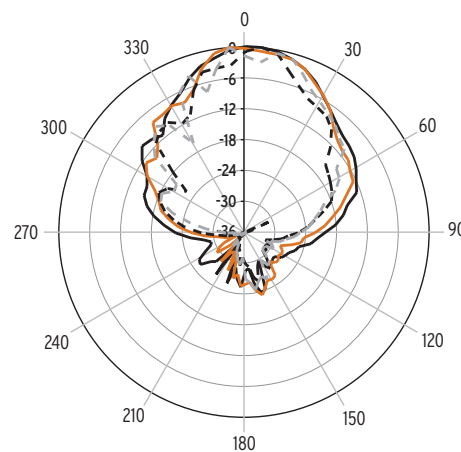
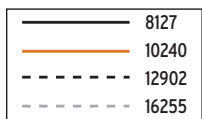
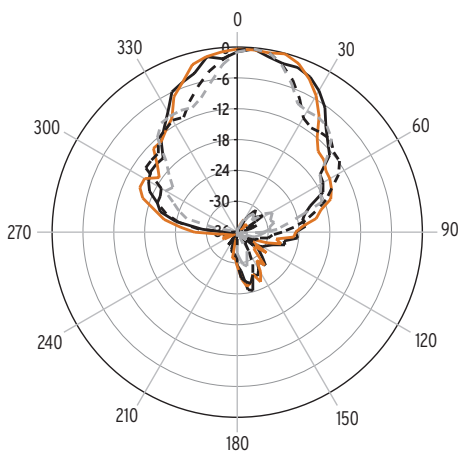
KI-362-SMA-II

TRAPEZOIDAL 15" 3-WAY LOUDSPEAKER



KLIPSCH PROFESSIONAL | PERMANENT INSTALLATION | DATA SHEET

VERTICAL 1/3 OCTAVE POLARS



KI-362-SMA-II

TRAPEZOIDAL 15" 3-WAY LOUDSPEAKER



KLIPSCH PROFESSIONAL | PERMANENT INSTALLATION | DATA SHEET

ARCHITECTURAL SPECIFICATIONS

The KI-362-SMA-II speaker system shall include a 15" (381mm) K-48-ST low-frequency transducer utilizing a 3" (76.2mm) voice coil, 104-ounce (2.95kg) magnet and motor magnet assembly, a mid-frequency K-53-TI 1.5" (38.1mm) titanium diaphragm 20-ounce (568g) magnet compression driver mounted on a 90° X 60° heavy-duty, injection molded modified Tractrix Horn, and a K-100-TI 1" (25.4mm) titanium diaphragm high-frequency 10-ounce (284g) magnet compression driver mounted on a 90° X 60° heavy-duty, injection molded modified Tractrix Horn. Signal shall be applied to the transducers via full-range passive internal frequency-dividing networks, incorporating KLIP-circuits for signal overload protection of the mid- and high-frequency transducers. The enclosure tuning shall be of a vented design.

Frequency response shall be 54Hz to 20kHz, +/- 3dB, with the -10dB point at 38Hz, measured at three meters, half-space anechoic. The dispersion angle shall be 90° X 60° nominal. Directivity shall be 8dB. Sensitivity shall be 101dB SPL, measured at one meter, half-space anechoic, with a 2.83V input. Power handling shall be 400 watts (42 volts), to AES standards, continuous pink noise, 40Hz to 10kHz, 6dB peaks. Calculated maximum continuous output at one meter shall be 124dB SPL. Nominal impedance shall be 8 ohms, with 4.4 ohms minimum at 106Hz. The internal passive crossover frequencies shall be 1.26kHz and 6.8kHz, with slopes of 12dB/octave on the low frequency, 18dB/octave and 12dB/octave on the mid

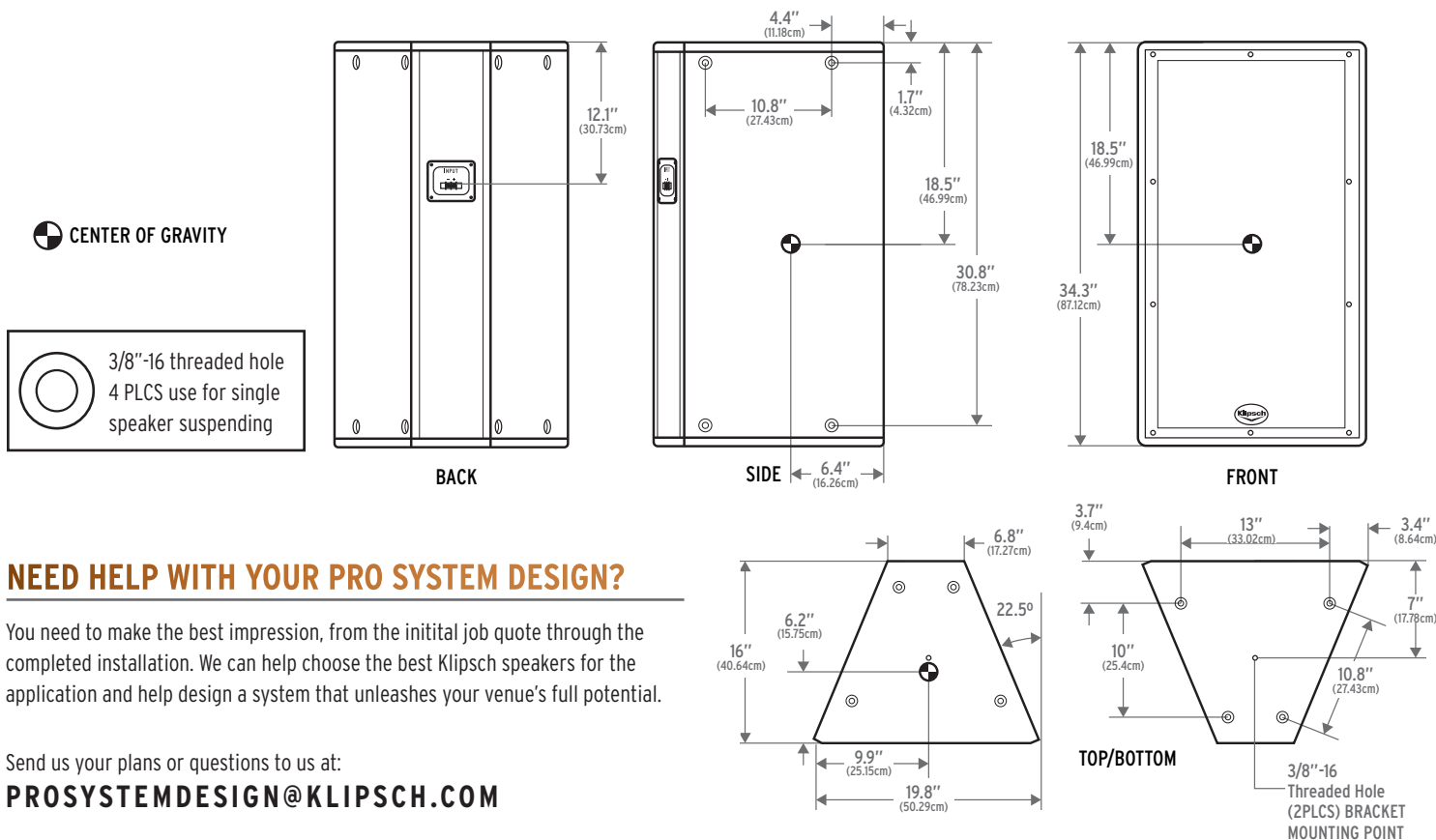
frequency, and 18dB/octave on the high frequency. Signal connections shall be made via a two-point barrier strip.

The enclosure panels shall be CNC-fabricated, 3/4" 7-ply birch plywood, assembled using rabbet and dado joinery. The motorboard baffle shall be 1" (2.54cm) medium density fiberboard. Dimensions for the enclosure shall be 34.3" (87.12cm) high by 16.0" (40.64cm) deep by 19.8" (50.29cm) front width and 6.8" (17.27cm) rear width in a symmetrical trapezoidal shape, with both side panels angled at 22.5°. Net weight shall be 70 lbs. (31.8kg). The enclosed will have a straight metal perforated grille for structural integrity and protection of the transducers from impact and tampering. Enclosure flying capability shall be provided via sixteen internal 3/8" 16-thread mounting points, four per top, bottom and both sides.

Enclosure bracket mounting is provided with one 3/8"-16 threaded mount point on the top and bottom panels.

The enclosure shall be coated with lacquer-based primer and lacquer-based texture, with a black or white finish. The enclosure shall also be available unfinished in raw birch.

The system shall be a Klipsch KI-362-SMA-II loudspeaker.



NEED HELP WITH YOUR PRO SYSTEM DESIGN?

You need to make the best impression, from the initial job quote through the completed installation. We can help choose the best Klipsch speakers for the application and help design a system that unleashes your venue's full potential.

Send us your plans or questions to us at:

PROSYSTEMDESIGN@KLIPSCH.COM

KI-362-SMA-II

TRAPEZOIDAL 15" 3-WAY LOUDSPEAKER



KLIPSCH PROFESSIONAL | PERMANENT INSTALLATION | DATA SHEET

ORDERING INFORMATION

KI-362-SMA-II

PART NUMBER	MODEL NAME	FINISH	PACKED QUANTITY	DESCRIPTION	UPC
1062024	KI-362-B-SMA-II	Black	1	Standard 8 ohm speaker	743878027990
1062025	KI-362-W-SMA-II	White	1	Standard 8 ohm speaker	743878029093
1062026	KI-362-R-SMA-II	Raw Birch	1	Standard 8 ohm speaker	743878029086

KI-362-SMA-II CARTON DIMENSIONS

HEIGHT	37" (94.0 cm)
WIDTH	22" (55.8 cm)
DEPTH	18.9" (48.0 cm)