



CORNWALL

3-WAY 15" HORN-LOADED LOUDSPEAKER



EFFORTLESS EFFICIENCY

The genesis of something very, very special occurred in a tiny tin shed in Hope, Arkansas in 1946 when Paul W. Klipsch, genius, madman and maverick, designed and hand built the legendary Klipschorn® speaker to enable people, for the first time ever, to experience the power, detail and emotion of a live performance at home. Remember great sound? We do, too.

DESIGNED AND MADE IN THE USA USING DOMESTIC AND IMPORTED COMPONENTS

Like all Klipsch Heritage speakers, The Cornwall is a lifetime investment. Built to the strictest Klipsch standards, these speakers offer years of gratifying performance. Remember great sound? We do, too. The Klipsch Cornwall enclosure is made in the USA, by proud craftsmen in Hope, Arkansas, just like Paul W. Klipsch (PWK) intended.


SPECIFICATIONS

FREQUENCY RESPONSE (+/- 4 dB)	34Hz - 20kHz
SENSITIVITY ¹	102dB @ 2.83V / 1m
POWER HANDLING (CONT/PEAK)	100W/400W
MAXIMUM SPL	119dB Continuous
NOMINAL IMPEDANCE	8 ohms Compatible
CROSSOVER FREQUENCY	HF: 5000Hz MF: 700Hz
HIGH FREQUENCY DRIVER	K-107-T1 1" (2.54cm) Titanium diaphragm compression driver
MIDRANGE	K-702 1.75" (4.45cm) Polyimide diaphragm compression driver
LOW FREQUENCY DRIVER	K-33-E 15" (38.1cm) Fiber-composite cone woofer
ENCLOSURE MATERIAL	MDF with fine veneers
INPUTS	Dual binding posts / bi-wire / bi-amp
HEIGHT	38" (96.52cm)
WIDTH	25.3" (64.3cm)
DEPTH	15.5" (39.4cm)
WEIGHT	100lbs (45.35kg)
FINISH	Satin Black Ash, American Walnut, Natural Cherry


¹ Sensitivity in average listening room

CORNWALL

3-WAY 15" HORN-LOADED LOUDSPEAKER



FINISH OPTIONS



SATIN BLACK ASH



AMERICAN WALNUT



NATURAL CHERRY

FEATURES

DRIVERS

THE CORNWALL IV INCORPORATES AN ALL NEW K-702 MIDRANGE COMPRESSION DRIVER, FEATURING A POLYIMIDE DIAPHRAGM FOR EXCEPTIONAL DETAIL AND DYNAMICS. THE K-702 MIDRANGE IS MATED TO A MODIFIED TRACTRIX® HORN – FEATURING OUR PATENTED MUMPS TECHNOLOGY FOR EVEN POLAR RESPONSE OF MID FREQUENCIES, GIVING YOU MORE CONSISTENT SOUND THROUGHOUT THE LISTENING AREA.

NETWORK

THE CORNWALL IV HAS BEEN COMPLETELY REVOICED FROM ITS PREDECESSOR, UTILIZING PREMIUM COMPONENTRY IN AN ALL NEW HIGH-FIDELITY NETWORK – MINIMIZING ELECTRICAL DEGRADATION THROUGHOUT THE CIRCUITRY – FOR TRUER TO LIFE SOUND WITH BEST IN CLASS EFFICIENCY AND POWER HANDLING. THE NEW NETWORK DRAWS FROM THE CLASSIC THREE-WAY STEEP SLOPE DESIGN OF THE LEGENDARY KLIPSCHORN AND LA SCALA SPEAKERS.

TRACTRIX® PORTS

UTILIZING TRACTRIX GEOMETRY, THE ALL NEW CORNWALL IV PORTS ALLOW FOR THE MOST EFFICIENT, FASTEST AIR TRANSFER IN THEIR CLASS, WHICH REDUCES PORT NOISE FOR PUNCHIER LOW FREQUENCIES. KLIPSCH TRACTRIX PORTS HAVE CUSTOM DESIGNED INNER FLARES THAT HELP REDUCE AIR TURBULENCE ENTERING THE PORT. LESS TURBULENT AIR HELPS REDUCE PORT NOISE FOR CLEANER, MORE POWERFUL BASS.

BI-AMP INPUT PANEL AND BINDING POSTS

THE CORNWALL'S PREMIUM, ALUMINUM INPUT PANEL ACCOMMODATES LARGE, HIGH-QUALITY SPEAKER CABLES. STRONG, VERSATILE AND QUALITY BINDING POSTS PROVIDE THE CAPABILITY FOR BI-WIRING OR BI-AMPING.

MATCHED PAIRS

EVERY PAIR OF HERITAGE SERIES LOUDSPEAKERS IS GRAIN-MATCHED, USING WOOD VENEER PANELS THAT COME FROM THE SAME TIMBER. EACH CABINET IS CAREFULLY MATCHED SO THAT EACH SPEAKER IN THE PAIR IS PRACTICALLY INDISTINGUISHABLE FROM THE OTHER. THE SPEAKERS MOVE SEAMLESSLY TOGETHER THROUGH THE FACTORY, AND EACH FINISHED PRODUCT IS INSPECTED AND LABELED WITH SEQUENTIAL SERIAL NUMBERS, ENSURING THAT YOUR HERITAGE SERIES SPEAKERS LEAVE THE FACTORY AS A METICULOUSLY CRAFTED SET.

BOOK-MATCHED WOOD VENEER

KLIPSCH ONLY USES BOOK-MATCHED WOOD VENEERS FOR THE HERITAGE SERIES. THE VENEER LEAVES ARE KEPT IN ORDER AS THEY ARE DELICATELY SLICED FROM THE TIMBER AND PRECISELY ARRANGED TO PROVIDE A MIRROR IMAGE AT THE SPLICE JOINT – LIKE TURNING THE PAGES OF A BOOK. THIS GIVES EACH SPEAKER AN AESTHETICALLY APPEALING AND CONSISTENT APPEARANCE THAT IS TREASURED MORE THAN ANY OTHER CUT OF WOOD VENEER. THE LF AND HF CABINETS ARE ALSO MATCHED FOR CONTINUOUS GRAIN AND COLOR FROM TOP TO BOTTOM.

BUILT TO LAST

WHILE EACH AND EVERY COMPONENT OF THE CORNWALL IV IS BUILT TO LAST, KLIPSCH HAS ALWAYS RECOGNIZED THE UNIQUE AND CRITICAL ROLE OF A LOUDSPEAKER'S CABINET IN THE SOUND REPRODUCTION PROCESS. FROM THE CRAFTSMEN IN HOPE, AR TO THE ENGINEERS IN INDIANAPOLIS, IN, KLIPSCH HAS ALWAYS PUT AN EXTRAORDINARY EMPHASIS ON CABINET DESIGN. THE CORNWALL ENCLOSURE IS ASSEMBLED USING ONLY THE HIGHEST-GRADE ADHESIVES AND FASTENERS. THIS IS A SPEAKER YOU WILL HAND DOWN FROM GENERATION TO GENERATION.