

# NE58K9560WS

SAMSUNG

5.8 cu. ft. Slide-In Induction Range  
with Virtual Flame™ Technology



## Signature Features

### Virtual Flame™

- LED lights shine onto pots and pans providing visual cues that the cooktop is on

### Slide-In Design

- Modern and sleek, built-in look that blends seamlessly with your kitchen

### Wi-Fi Connectivity

- Remotely monitor your cooktop and control your oven with Wi-Fi connectivity

## Available Colors



Stainless Steel (shown)



Fingerprint Resistant  
Black Stainless Steel



Full Induction Cooktop  
with Virtual Flame™ Technology



Wi-Fi Connectivity

## Features

- Virtual Flame™
- Slide-In Design
- Wi-Fi Connectivity
- Dual Convection
- Glass-Touch Controls
- Large Oven Capacity—5.8 cu. ft.
- Wide View Window
- Warming Drawer: High, Medium, Low
- Hidden Bake Element

## Convenience

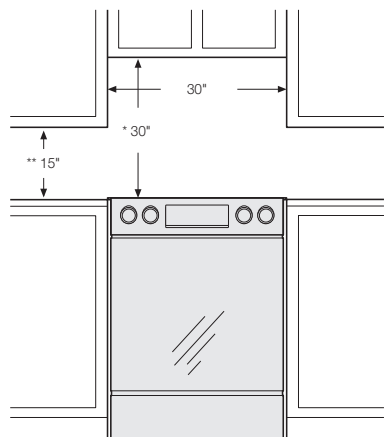
- Self & Steam Clean
- 2 Chrome Oven Racks
- 1 Recessed Chrome Oven Rack
- Hot Surface Indicator Lights
- Auto Oven Light
- 3 Preset Easy Cook Options
- Proofing
- Sabbath Mode
- Kitchen Timer
- Delay Start
- Auto Shut-Off Option
- Child Safety Lock

# NE58K9560WS

**SAMSUNG**

## 5.8 cu. ft. Slide-In Induction Range with Virtual Flame™ Technology

### Installation Specifications

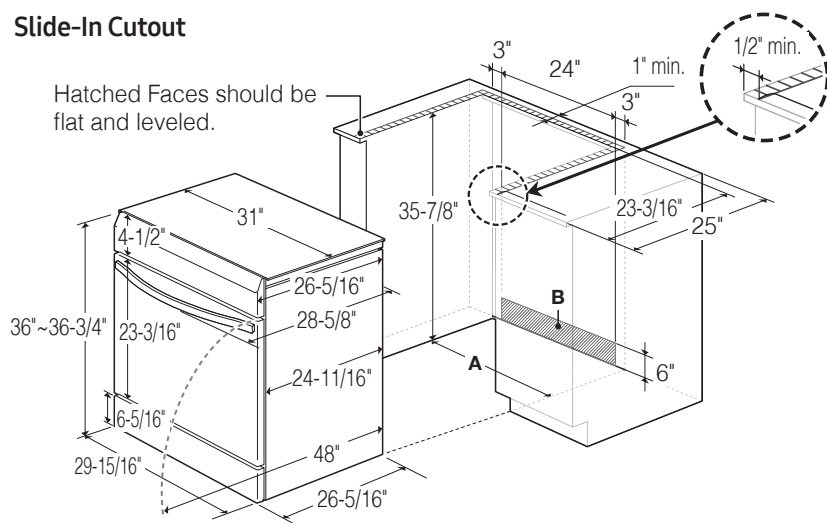


\*30" minimum clearance between the top of the cooking surface and the bottom of an unprotected wood or metal cabinet; or 24" minimum when the bottom of the wood or metal cabinet is protected by not less than ¼" of flame retardant millboard covered with not less than no.28 MSG sheet steel, 0.015" stainless steel, 0.024" aluminum, or 0.020" copper.

\*\*15" minimum between the countertop and the adjacent cabinet bottom.

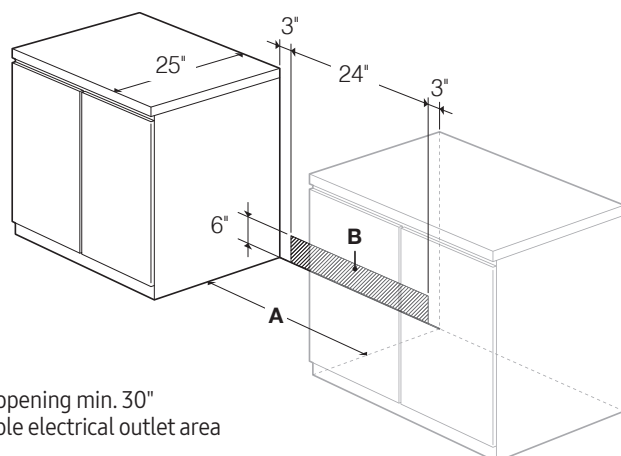
**IMPORTANT:** Consult with Installation Manual for detailed instructions before installing. All ranges must be installed with the Anti-Tip device that is included.

### Slide-In Cutout



Hatched Faces should be flat and leveled.

### Freestanding Cutout



A: Cabinet opening min. 30"  
B: Acceptable electrical outlet area

### Power Source

240V/60 Hz/40A

### Induction Cooktop

- Right Front: 11", 2.3 kW (Boost 3.3 kW)
- Left Front: 7", 1.8 kW (Boost 1.8 kW)
- Right Rear: 6", 1.2 kW (Boost 2.0 kW)
- Left Rear: 7", 1.8 kW (Boost 1.8 kW)

### Oven

- Capacity: 5.8 cu. ft.
- Hidden Bake Element: 3000W
- Bake: 175°F - 550°F
- Convection Bake: 175°F - 550°F
- Convection Roast: 175°F - 550°F
- Broil (Low - High)
- Convection Element/Heater: 1250W
- Proofing
- Sabbath Mode

### Warming Drawer

- Capacity: 0.7 cu. ft.
- Heating Performance: 600W (4 pass)
- Temperature Settings: High, Medium, Low

### Warranty

One (1) Year Parts and Labor  
Five (5) Years Electric Cooktop

### Product Dimensions & Weight (WxHxD)

Actual Oven Dimensions: 25" x 19 1/4" x 25 25/32"  
Outside Net Dimensions: 29 15/16" x 36-36 3/4" x 28 5/8"  
Weight: 211 lbs

### Shipping Dimensions & Weight (WxHxD)

Dimensions: 33 1/16" x 41 3/4" x 30 5/16"  
Weight: 237 lbs

### Color

Stainless Steel

### Model #

NE58K9560WS

### UPC Code

887276132273

Fingerprint Resistant  
Black Stainless Steel

NE58R9560WG

887276317878