

SM15TF/S



FEATURES

- Integrated design, slim 15" width pairs well with other Wolf modules
- Powerful 2700-watt heating element quickly steams meats, grains and more
- Functions as a slow cooker for 8-10 hours
- Increased precision with 10 preset power levels and the ability to adjust in 1° increments
- Does everything from proofing bread to melting fine chocolate
- Holds 20 cups of liquid
- Stackable stainless steel pans
- Advanced lid seal holds in steam for consistent temperature
- Electronic drain releases full capacity of water in just 2 minutes
- Rigorously tested in our U.S. manufacturing facilities for decades of use
- Exceptional 24/7 support from our Customer Care team in Madison

ACCESSORIES

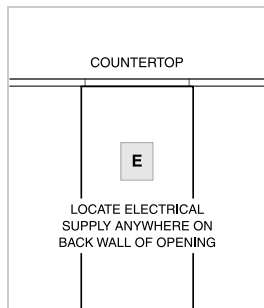
- Filler Strip
- Accessories available through an authorized Sub-Zero dealer. For local dealer information, visit subzero-wolf.com/locator.



PRODUCT SPECIFICATIONS

Model	SM15TF/S
Dimensions	15"W x 13 1/2"H x 21"D
Weight	41 lbs
Electrical Supply	3-wire, 240/208 VAC, 50/60 Hz
Conduit Length	4 Feet

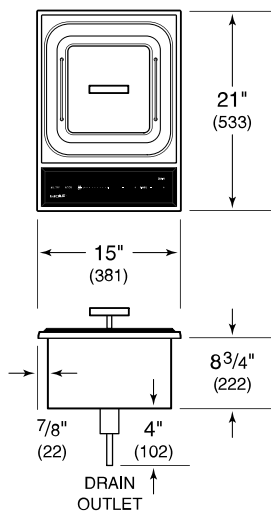
ELECTRICAL



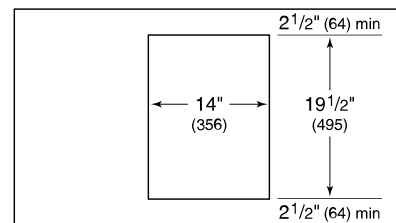
NOTE:

Dimensions in parenthesis are in millimeters unless otherwise specified

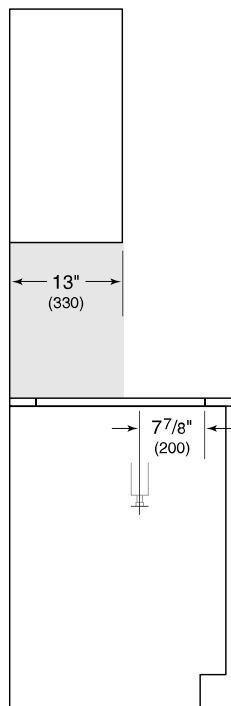
DIMENSIONS



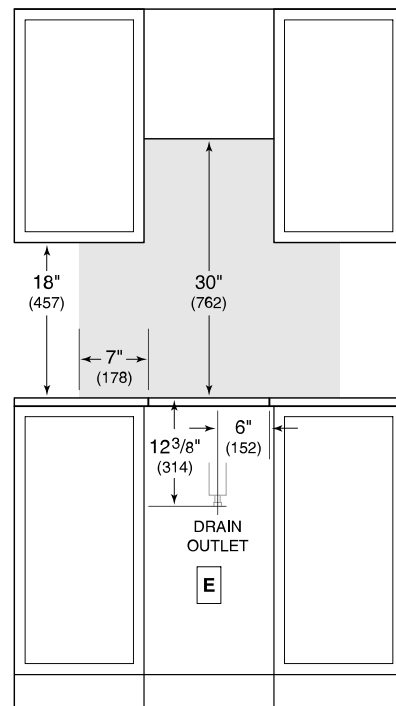
STANDARD INSTALLATION



COUNTERTOP CUT-OUT



SIDE VIEW



FRONT VIEW

NOTE: Shaded area above countertop indicates minimum clearance to combustible surfaces, combustible materials cannot be located within this area.