

Completely streamline and improve the way you keep things clean. Care for hard-to-wash items, the fussiest fabrics and everything in between.

## SETUP IS AS SIMPLE AS 1, 2, 3

LG Styler<sup>®</sup> lives where you do with a slim design and ultra-quiet operation.

1

### PLACE IT ALMOST ANYWHERE FOR CONVENIENT DAILY ACCESS

Place it in a foyer, entryway, mudroom, garage, walk-in closet or anywhere it's convenient for you to use every day.

2

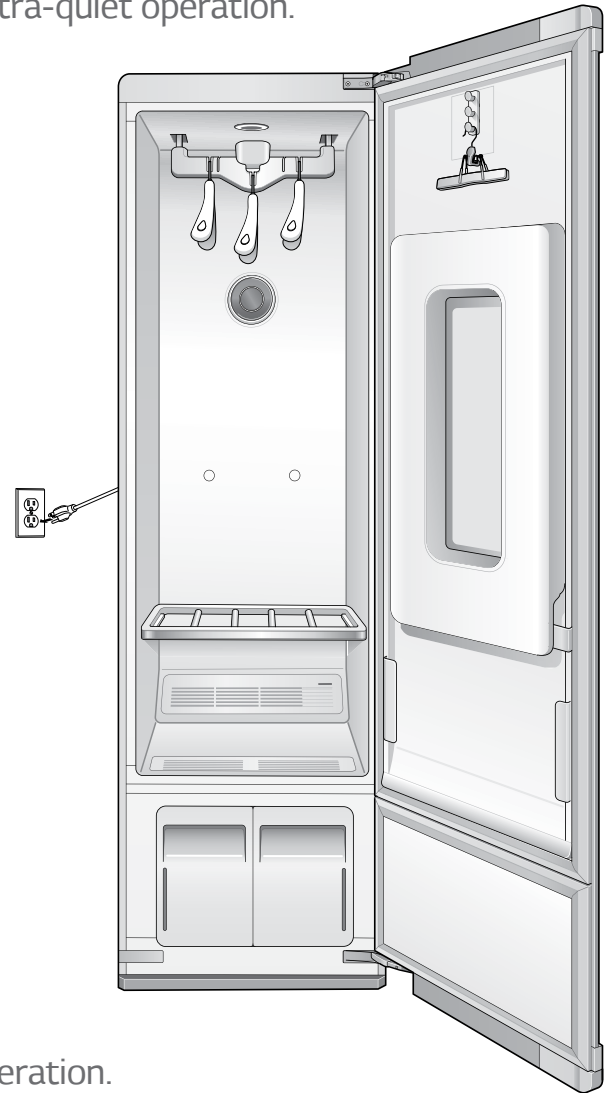
### FILL, PLUG & GO

Fill the water reservoir with clean tap water, plug it into a standard outlet and you're ready to go—no need for an electrician or plumber.

3

### SHAKE UP YOUR ROUTINE—SHAKE OFF THE WORK

Put items on the shelf or quickly hang them up, and you're done—once you press the start button and select your cycle, LG Styler<sup>®</sup> takes care of the rest.



## SANITIZE, FRESHEN & DRY

LED control panel on the door offers easy, intuitive operation.



### POWER ON

Touch Power to turn on the LG Styler<sup>®</sup> Steam Closet.




### LOAD ITEMS

Hang or clip clothing and other items using LG's exclusive moving hangers. Items that can't be placed on hangers can sit on the shelf, while pants can be placed in the pants press.\*



### SELECT CYCLE

Select a cycle by touching the icon and toggling through the settings.



### START CYCLE

Touch and hold Start to begin the selected cycle. The display will indicate the cycle time and LG Styler<sup>®</sup> takes it from there.

\*Accessories vary by model.

# FABRIC CARE & CYCLE GUIDE

Choose from these cycles\* to care for an endless number of clothing and household items.



## REFRESH CYCLE

Uses hot steam to freshen, remove odors and relax wrinkles daily from clothes you have every intention of wearing again.



## SANITARY CYCLE

Uses high temperatures and steam to help remove airborne allergens like pollen, pet dander and dust—perfect for allergy sufferers or homes with pets.



## GENTLE DRY CYCLE

Uses low temperatures and indirect heat to dry delicates and non-washable clothing without tumbling.

# WHAT CAN YOU PUT IN THE LG STYLER® STEAM CLOSET?

## EXAMPLES OF ITEMS THAT ARE WELL SUITED FOR LG STYLER®



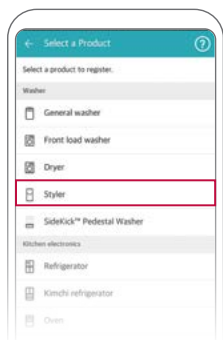
## EXAMPLES OF FABRICS THAT ARE WELL SUITED FOR LG STYLER®

- Linens/Hemp
- Cashmere
- Rayon
- Fur
- Silk
- Alpaca
- Acetate
- Polyurethane (less than 5%)
- Wool
- Nylon
- Denim
- Stretchable Clothing
- Cotton
- Acrylic
- Leather

## ITEMS WITH THESE CARE LABELS CAN GO IN LG STYLER®



\*Additional cycles can be downloaded through the ThinQ® app. Cycle settings can vary by model. Check care tag labels and Owner's Manual for cycle options before use. Items such as shoes, electric blankets or items made from sponge rubber are not intended for use with the LG Styler.® Check the Owner's Manual for details.



## GET EFFORTLESS CARE FROM ANYWHERE

Built-in wi-fi and the LG ThinQ® app let you communicate with LG Styler® using your smartphone.

Go hands-free with Alexa or the Google Assistant, or use the ThinQ® app to download specialty care options, remotely check remaining cycle time, access Smart Diagnosis,™ monitor energy usage, get alerts and more.



Google, Google Play and the Google Play logo are trademarks of Google Inc. Apple and the Apple logo are trademarks of Apple Inc., registered in the U.S. and other countries. App Store is a service mark of Apple Inc., registered in the U.S. and other countries.