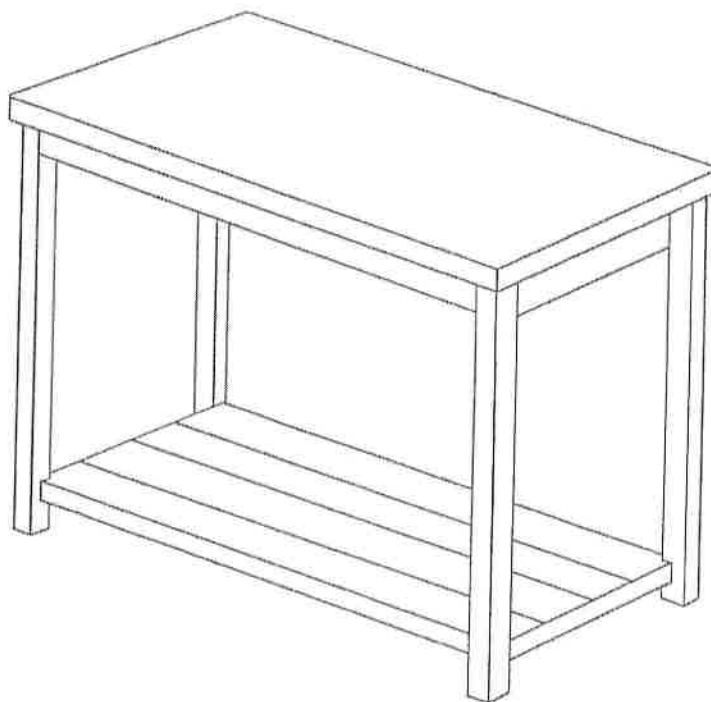









ASSEMBLY INSTRUCTION

Item No: 4276-05

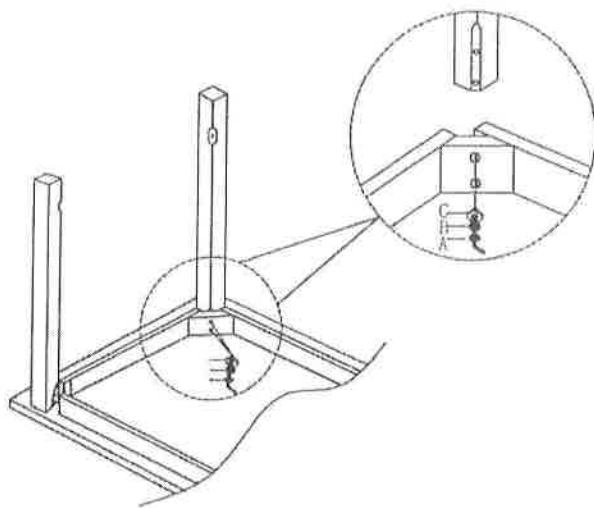


Do not tighten screws until completely assembled.

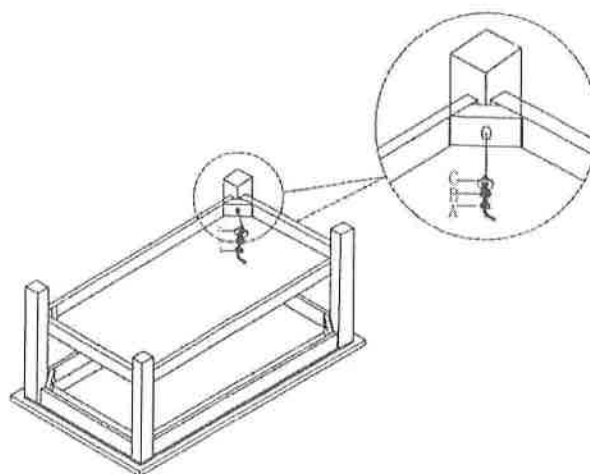
PARTS IDENTIFICATION			
NO	Name	Sketch	Quantity
1	Top		1 pc
2	Leg		4 pcs
3	Shelf		1 pc

HARDWARE LIST				
NO	Name	Sketch	Specification	Quantity
A	Bolt		Ø5/16"* 2-1/2"	12 pcs
B	Spring washer		Ø5/16"	12 pcs
C	Flat washer		Ø5/16"*19mm	12 pcs
D	Wrench		M5	1 pc

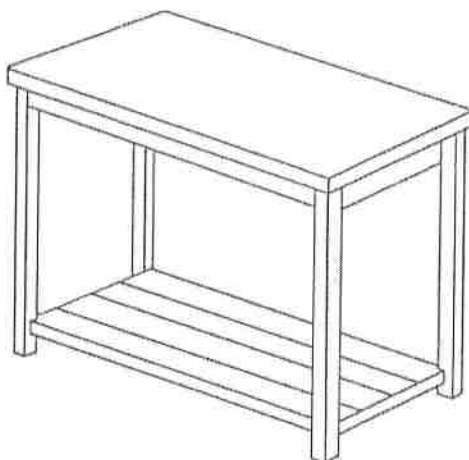
STEP 1



STEP 2



STEP 3



Do not tighten screws until completely assembled.