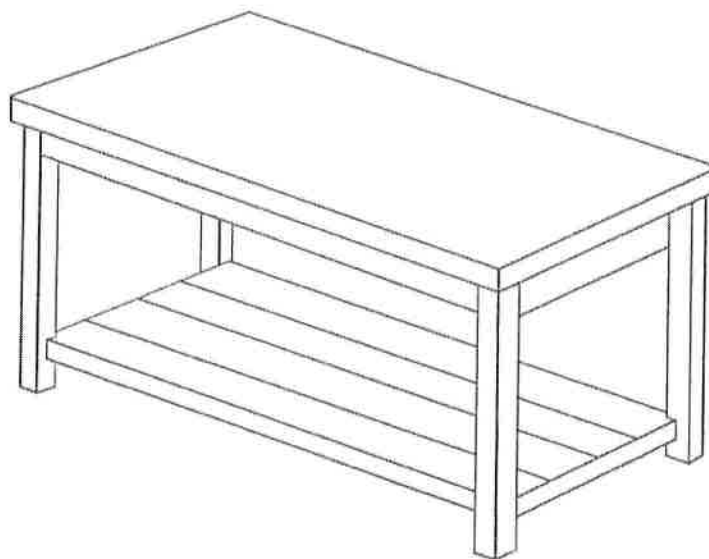



ASSEMBLY INSTRUCTION

Item No: 4276-01








Do not tighten screws until completely assembled.

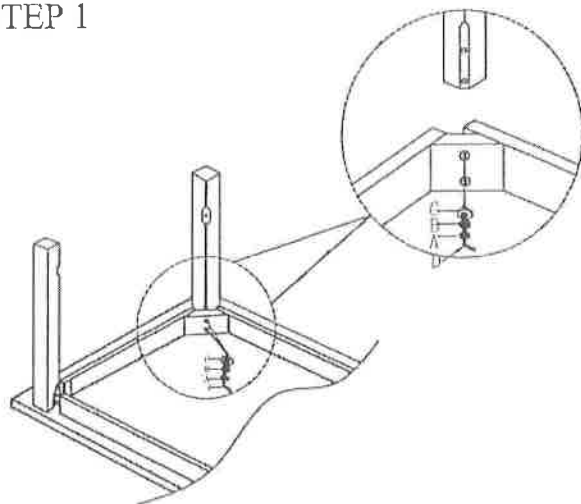
PARTS INDENTIFICATION

NO	Name	Sketch	Quantity
1	Top		1 pc
2	Leg		4 pcs
3	Shelf		1 pc
4	Wheel		4 pcs

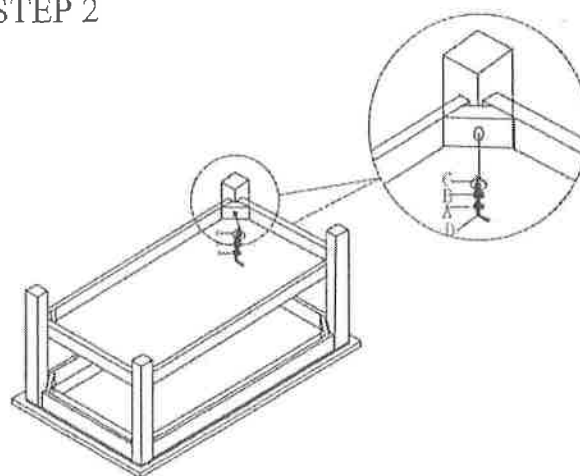
HARDWARE LIST

NO	Name	Sketch	Specification	Quantity
A	Bolt		Ø5/16"*2-1/2"	12 pcs
B	Spring washer		Ø5/16"	12 pcs
C	Flat washer		Ø5/16"*19mm	12 pcs
D	Wrench		M5	1 pc
E	Screw		Wood Screw 3/4"	16PCS

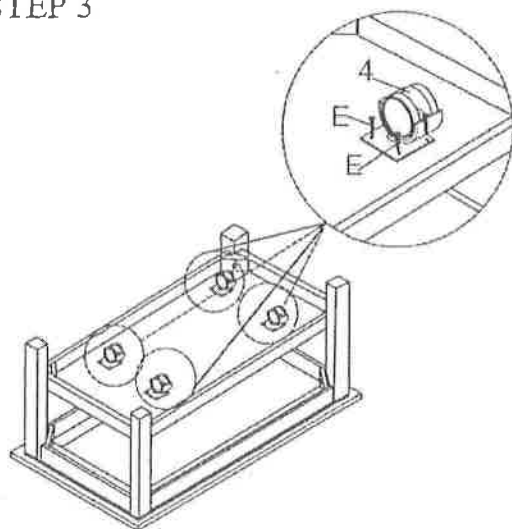
STEP 1



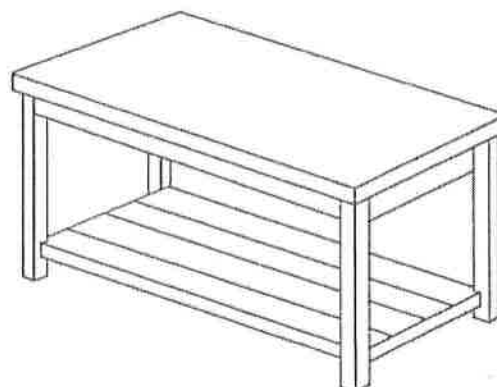
STEP 2



STEP 3



STEP 4



Do not tighten screws until completely assembled.