



FLEXSTEEL®

© Flexsteel Industries, Inc. | Last Updated 04/21

19	57	FEATURES
59	58	
233	58L	
59M	57L	
	58M	
	57H	Flexsteel Spring Unit
●	●	
●	●	
●	●	Back Construction
●	●	Seat Construction
●	●	Seat Cushion(s)
	○	Tailoring
		Arm Covers

- Standard
- Optional

PRODUCT DIMENSIONS	OVERALL			SEAT			Arm Height	Open Depth	Wall Clearance
	Height	Width	Depth	Height	Width	Depth			
Armless Chair -19	44"	26"	42"	21"	26"	23"			
Armless Recliner -59	43"	26"	42"	20"	26"	22"		70"	5"
Full Wedge -233	43"	65"	42"	20"	42"	25"			
Straight Console -72	43"	8"	36"	24"	8"	22"			
LAF Recliner -57	43"	32"	42"	20"	24"	22"	26"	70"	5"
RAF Recliner -58	43"	32"	42"	20"	24"	22"	26"	70"	5"
RAF Power Recliner with Power Headrest & Lumbar -58L	43"	32"	42"	20"	24"	22"	26"	70"	5"
LAF Power Recliner with Power Headrest & Lumbar -57L	43"	32"	42"	20"	24"	22"	26"	70"	5"
Armless Power Recliner -59M	43"	26"	42"	20"	26"	22"		70"	5"
RAF Power Recliner -58M	43"	32"	42"	20"	24"	22"	26"	70"	5"
RAF Power Recliner with Power Headrest -58H	43"	32"	42"	20"	24"	22"	26"	70"	5"
LAF Power Recliner -57M	43"	32"	42"	20"	24"	22"	26"	70"	5"
LAF Power Recliner with Power Headrest -57H	43"	32"	42"	20"	24"	22"	26"	70"	5"

NOTES

Transitional style
Available in over 250 select fabrics
Upholstery Material: Fabric
Console includes storage compartment and two cupholders
Removable backs allow for easy lifting and maneuvering through doorways
Power allows you to smoothly recline to any position, adjust the headrests, and adjust the lumbar supports.
On styles with arms, a home feature returns the headrest, footrest, and lumbar support to their original positions.
A single USB port is included on each power button control on styles with arms.
Power to the USB port is activated only when the port is in use.
Power allows you to smoothly recline to any position.
Power allows you to smoothly recline to any position and adjust the headrests.
On styles with arms, a home feature returns the headrest and footrest to their original positions.



Power Recline,
Headrest, & Lumbar

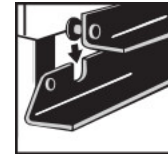


Hidden Power Button Control
The power button control is located discreetly between the seat and arm for convenient operation.

Dimensions are in inches and are subject to variance.
Options are subject to change without notice.
© Flexsteel Industries, Inc.



Power Recline
& Headrest



Interlocking Brackets

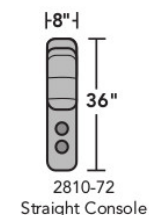
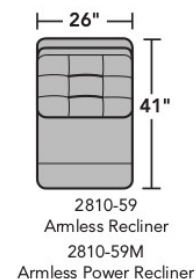
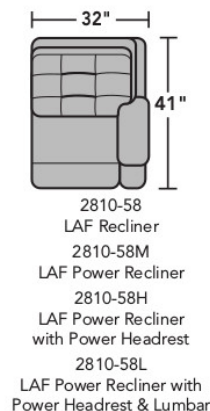
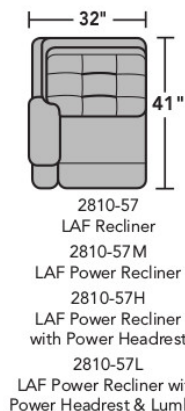
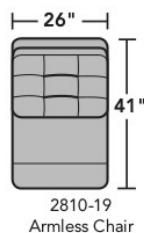
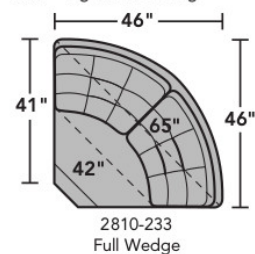
Interlocking brackets securely attach one sectional component to another to prevent them from separating even when reclining.

2810 Arlo Sectional | Components & Configurations

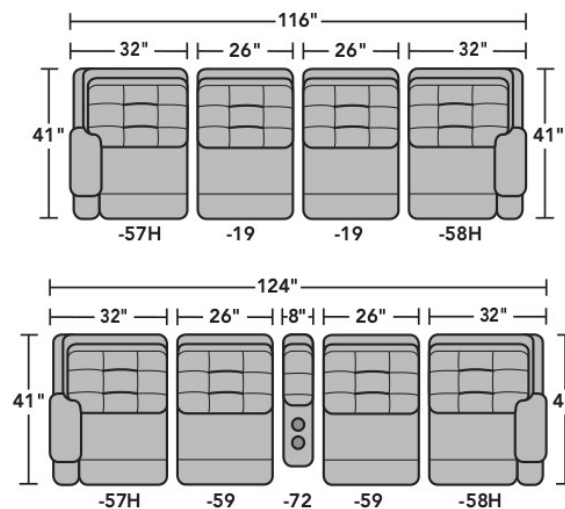
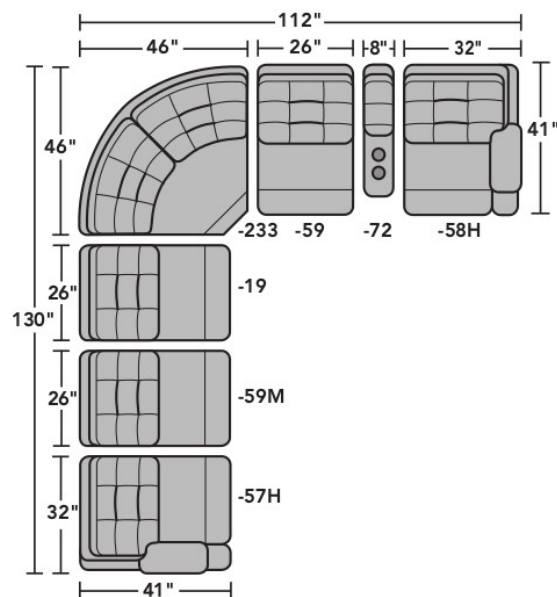
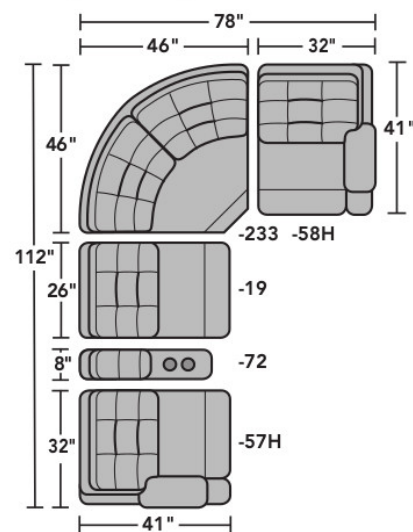
Reclining Sofas & Sectionals

Components

LAF = Left-Arm-Facing
RAF = Right-Arm-Facing



Sample Configurations



Scale 1/4" = 1'

Dimensions are in inches and are subject to variance.
© Flexsteel Industries, Inc. 12/20
FLX-CP-FR-CC-2810



FLEXSTEEL®