






REPLACEMENT PART DESCRIPTION FORM

MODEL #: D629-32

PART#	DESCRIPTION	USED ON:	MRP#			MATERIAL	QTY.	FACTORY USE ONLY!!	
								PACK	P/M
1	Leg Assembly	D629-32	R67455			Wood	2	F	M
2	Insert (5/16in x 25mm)	D629-32	R09283			Metal	22	G	P
3	Leaf Pin (M+F)	D629-32	R46884			Metal	16	G	P
4	Leaf Leveler (M+F)(w/Screws)	D629-32	R26526			Metal	16	G	P
5	Slide (L=1470mm)	D629-32	R57637			Wood	2	F	P
6	Window Lock (M+F)(w/Screws)	D629-32	R55928			Metal	8	G	P
7	Mounting Plate (540x140x18mm)	D629-32	R67456			Wood	2	F	M
8	Bottom Stretcher	D629-32	R67457			Wood	1	F	M
9	Top Stretcher	D629-32	R67458			Wood	2	F	M
10	Hardware Pack	D629-32	R67459			5/16in x 82mm Allen Bolt (4) 5/16in x 45mm Allen Bolt (18) 5/16inx19mm Flat Washer (18) 5/16inx16mm Flat Washer (4) 5/16in Lock Washer (22) 4mm Allen Wrench (1)	1	G	P



2

3

4

5

6

10