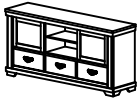
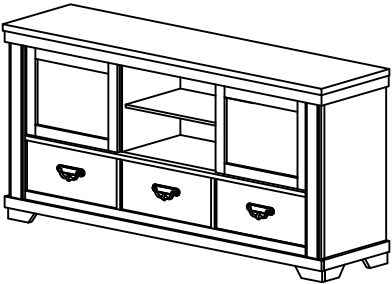


# ASSEMBLY INSTRUCTIONS

ITEM NO : B8180- 7 TV STAND

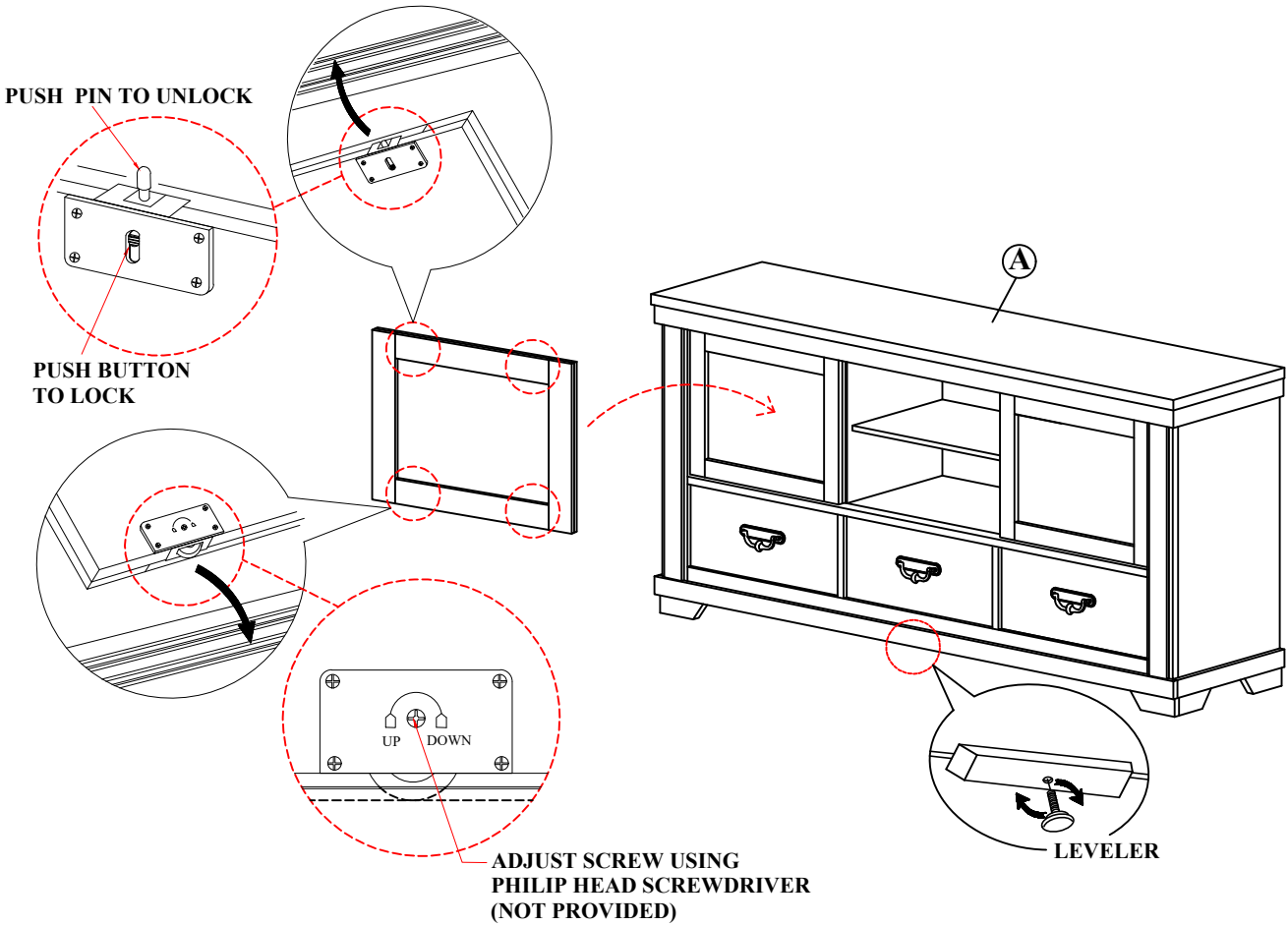
## BOX OF TV STAND

ITEM	DRAWING	DESCRIPTION	QTY
A		TV STAND	1



**COMPLETED TV STAND  
ASSEMBLY**

**NOTE : DOORS ARE PRE-ASSEMBLED. ADJUST THE DOOR GLIDES TO LEVEL THE DOOR IF NECESSARY**



**NOTE : ADJUST THE LEVELER ONLY IF IT IS BEING PLACED ON UNEVEN SURFACE.**

**THE ANTI TIPPING HARDWARE IS LOCATED IN THE RIGHT SIDE BOTTOM DRAWER OF THE TV STAND.**

**NOTE : MUST TIGHTEN SCREWS PERIODICALLY. WITH USE SCREW MAY BECOME LOOSE.  
CHECK TIGHTNESS OF ALL SCREW EVERY 6-8 WEEKS.**

## CLEANING INSTRUCTION

After assembly, clean & polish the completed parts if necessary with soft cloth and industrial recognized furniture polish

**MADE IN MALAYSIA**