

18" Recessed Handle ADA-compliant Dishwasher



BOSCH
Invented for life

300 Series – Stainless Steel SPE53B55UC



SPE53B55UC
Stainless Steel

Also available in:

White SPE53B52UC
Black SPE53B56UC

The 18" wide dishwasher perfectly fits in compact spaces.

Features & Benefits

46 dBA: dishwasher runs quietly so your kitchen conversations aren't interrupted.

Get hands-free voice operation with Amazon Alexa or Hey Google, smart reordering of detergent tabs via the Amazon Alexa app, plus so much more—all with the Home Connect™ app on your smartphone.

3rd rack provides the perfect space for silverware and large utensils while its V shape leaves room below for taller items.

The Favorite button allows you to easily access your preferred cycle/option combination with 1 touch.

AquaStop Plus® detects leaks with a dual sensor system, and then contains them for premium protection.

General Properties

Number of wash cycles	5
Number of options	5
Special Program	Machine Care
dBA	46
Drying system	PureDry
Third rack	Yes
Rack adjustability	RackMatic®
Tub material	Stainless steel
Control type	Buttons
Concealed water heating element	Yes
Leak protection system	24/7 AquaStop® Plus
Water softener	No
Five-level wash	Yes
ChildLock	Yes
Home Connect™ (Wi-Fi enabled)	Yes
Special features	24h delay start timer, Favorite button

Efficiency

Water usage per cycle	3.5
ENERGY STAR® certified	No
Total annual energy consumption (kWh)	269
Total annual water consumption (g)	574

Capacity

Number of place settings	10
--------------------------	----

Technical Details

Watts (W)	1440 W
Current (A)	12 Amps
Volts (V)	120 V
Frequency (Hz)	60 Hz
Power cord full length	67"
Power cord install length from edge of unit when facing the door (in)	Left – 51" Right – 51"
Minimum water pressure (lb/sin)	7
Length inlet hose (in)	65"
Length outlet hose (in)	80 5/8"

Dimensions & Weight

Overall appliance dimensions (HxWxD) (in)	32 1/16" x 17 5/8" x 22 9/16"
Required cutout size (HxWxD) (in)	32 1/8" x 17 3/4" x 24"
Adjustable feet	Yes
Net weight (lbs)	72 lbs

Accessories—Optional

Junction Box	SMZPCJB1UC
Dishwasher Drain Hose Extension 76 3/4"	SGZ1010UC
Accessory Kit	SMZ5000
Hinge for 4" Toekick Height Installation	SMZ5003
Edge Protector + Power Cord Clip Install Kit	SMZEPCC1UC

Home Connect



Accessories: To purchase Bosch accessories, cleaners & parts please visit www.bosch-home.com/us/store or call 1-800-944-2904 (Mon to Fri 5 am to 6 pm PST, Sat 6 am to 3 pm PST).

Notes: All height, width and depth dimensions are shown in inches. BSH reserves the absolute and unrestricted right to change product materials and specifications, at any time, without notice. Consult the product's installation instructions for final dimensional data and other details prior to making cutout.

Warranties: Please see Use & Care manual or Bosch website for statement of limited warranty.

For more information on our entire line of products, go to www.bosch-home.com/us or call 1-800-944-2904

© BSH Home Appliances Corporation. All rights reserved. Bosch is a registered trademark of Robert Bosch GmbH.

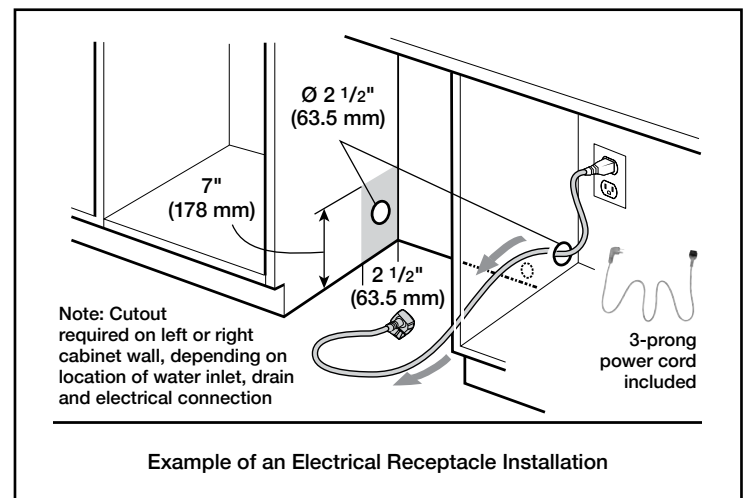
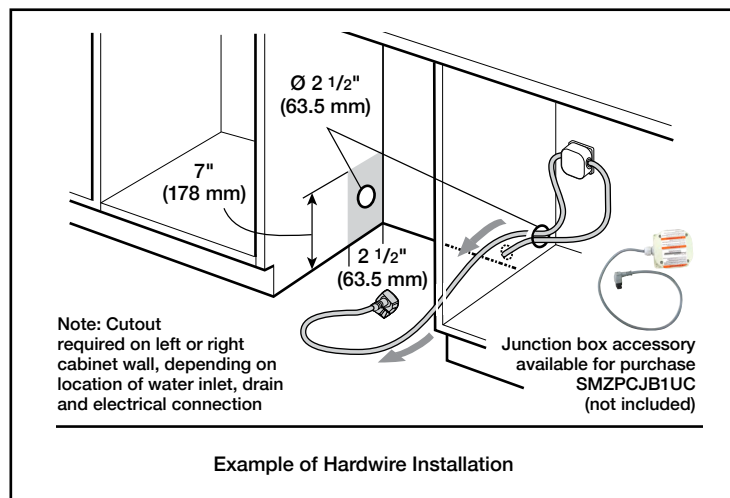
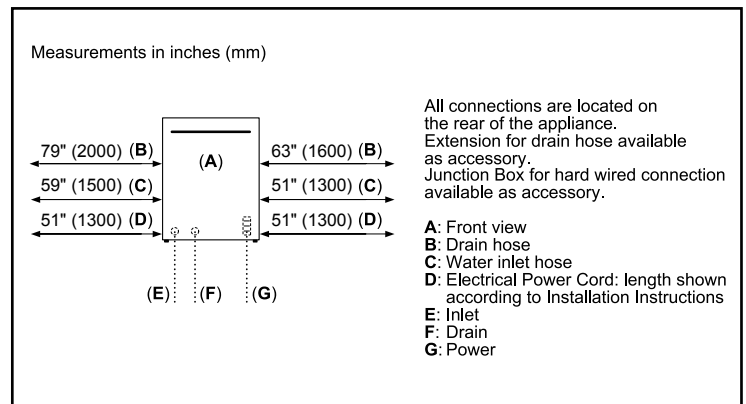
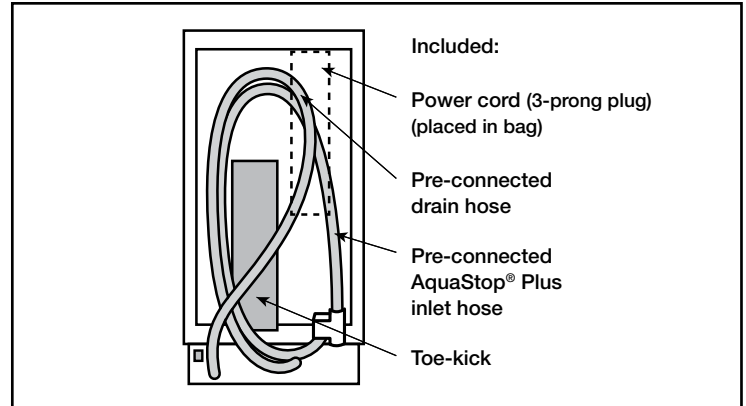
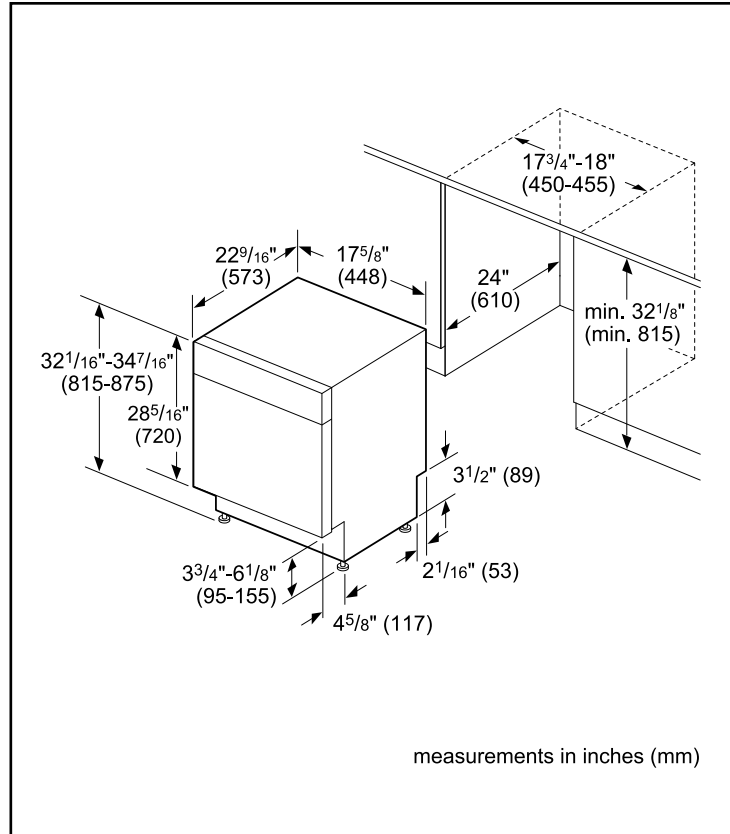
18" Recessed Handle ADA-compliant Dishwasher



BOSCH
Invented for life

300 Series – Stainless Steel SPE53B55UC

Installation Details



Accessories: To purchase Bosch accessories, cleaners & parts please visit www.bosch-home.com/us/store or call 1-800-944-2904 (Mon to Fri 5 am to 6 pm PST, Sat 6 am to 3 pm PST).

Notes: All height, width and depth dimensions are shown in inches. BSH reserves the absolute and unrestricted right to change product materials and specifications, at any time, without notice. Consult the product's installation instructions for final dimensional data and other details prior to making cutout.

Warranties: Please see Use & Care manual or Bosch website for statement of limited warranty.

For more information on our entire line of products, go to www.bosch-home.com/us or call 1-800-944-2904

© BSH Home Appliances Corporation. All rights reserved. Bosch is a registered trademark of Robert Bosch GmbH.

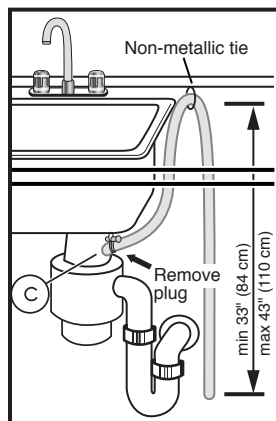
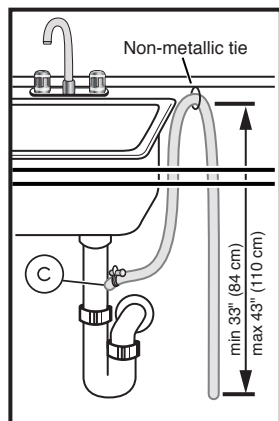
18" Recessed Handle ADA-compliant Dishwasher



BOSCH
Invented for life

300 Series – Stainless Steel SPE53B55UC

Installation Details



Note: Plumbing installations will vary - refer to local codes. Drain hose included is 79" (201 cm) and can be extended to a maximum of 155 3/4" (396 cm).

Always use the approved drain hose extension kit (SGZ1010UC).

Ensure a portion of the drain hose is raised between min. 33" (84 cm) and max. 43" (110 cm) above the cabinet floor.

Accessories: To purchase Bosch accessories, cleaners & parts please visit www.bosch-home.com/us/store or call 1-800-944-2904 (Mon to Fri 5 am to 6 pm PST, Sat 6 am to 3 pm PST).

Notes: All height, width and depth dimensions are shown in inches. BSH reserves the absolute and unrestricted right to change product materials and specifications, at any time, without notice. Consult the product's installation instructions for final dimensional data and other details prior to making cutout.

Warranties: Please see Use & Care manual or Bosch website for statement of limited warranty.

For more information on our entire line of products, go to www.bosch-home.com/us or call 1-800-944-2904

© BSH Home Appliances Corporation. All rights reserved. Bosch is a registered trademark of Robert Bosch GmbH.