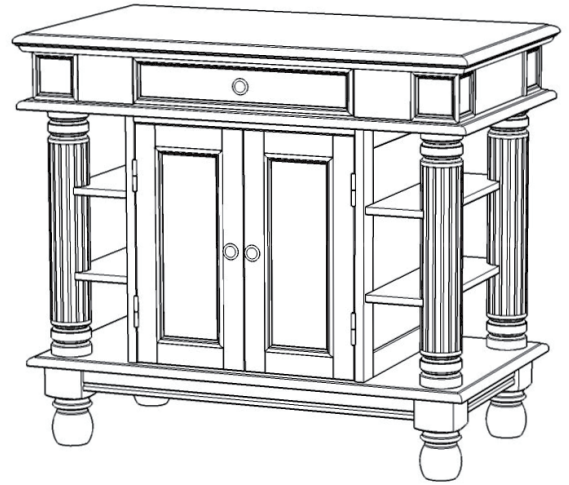


homestyles®

5092-941

Kitchen Island




IMPORTANT

Carefully remove all the parts from the carton and place them individually on a soft cloth to prevent scratches or other damage.

Carefully and strictly follow these assembly instructions to ensure a completed product as designed.

Do not use power tools above 8 volts to assemble.

Part List



A.
Top
1 pc.

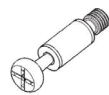


F.
Foot
4 pcs.

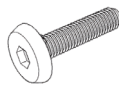
Hardware List



Hex Wrench
1 pc.



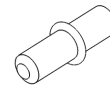
Cam Lock Screw
4 pcs. (+1 extra)



M6x35
Head Cap Bolt
16 pcs. (+1 extra)



Flat Washer
4 pcs. (+1 extra)



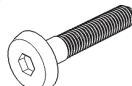
Adjustable Pin
4 pcs. (+1 extra)



Small Hex Wrench
1 pc.



Cam Lock
4 pcs. (+2 extra)



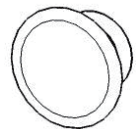
M6x50
Head Cap Bolt (long)
4 pcs. (+1 extra)



Spring Washer
4 pcs. (+1 extra)



M4x20
Machine Screw
6 pcs.



Knob
6 pcs.

For assembly see instructions in carton 5092-942.

Home Styles Customer Service: www.homestyles-furniture.com,
servicedesk@homestyles-furniture.com, 888-680-7460, 877-831-0319