

SAMSUNG

Product Guide

5201 Series Refrigerator

RS27T5201SR

Available in Fingerprint Resistant Stainless Steel



Table of Contents

RS27T5201SR - 27.4 cu. ft. Smart Side-by-Side Refrigerator with Large Capacity in Stainless Steel

Product Overview

| | |
|---------------------------------|---|
| Product Overview | 4 |
| Carousel Image Order and Assets | 5 |

Product Messaging

| | |
|-----------------------|---|
| Features and Benefits | 7 |
|-----------------------|---|

Product Specs

| | |
|------------------------------------|----|
| Review Mapping and Related Product | 12 |
| Spec Sheet | 13 |
| Will It Fit Guide | 14 |
| User Manual | 15 |

Feature Icons

17

Product Overview

**RS27T5201SR – 27.4 cu. ft. Smart Side-by-Side Refrigerator
with Large Capacity in Stainless Steel**

Product Overview


Product Title

27.4 cu. ft. Smart Side-by-Side Refrigerator with Large Capacity in Stainless Steel

Product Description (200 characters)

Samsung's 27.4 cu. ft. Smart large capacity Side-by-Side refrigerator is designed with a minimal display dispenser to blend beautifully into your kitchen and a finish that withstands everyday smudges.

Available Color



**Fingerprint Resistant
Stainless Steel**

RS27T5201SR



Carousel Image Order

Easy Ads links




Retail.com: <https://dam.gettyimages.com/p/z0c3461?q=RS27T5201SR%20Carousel%20retail.com>
Samsung.com: <https://dam.gettyimages.com/p/z0c3461?q=RS27T5201SR%20Carousel%20samsung.com>
360 Spin: <https://dam.gettyimages.com/p/z0c3461?q=RS27T5201SR%20360%20Spin>






Product Messaging

**RS27T5201SR – 27.4 cu. ft. Smart Side-by-Side Refrigerator
with Large Capacity in Stainless Steel**

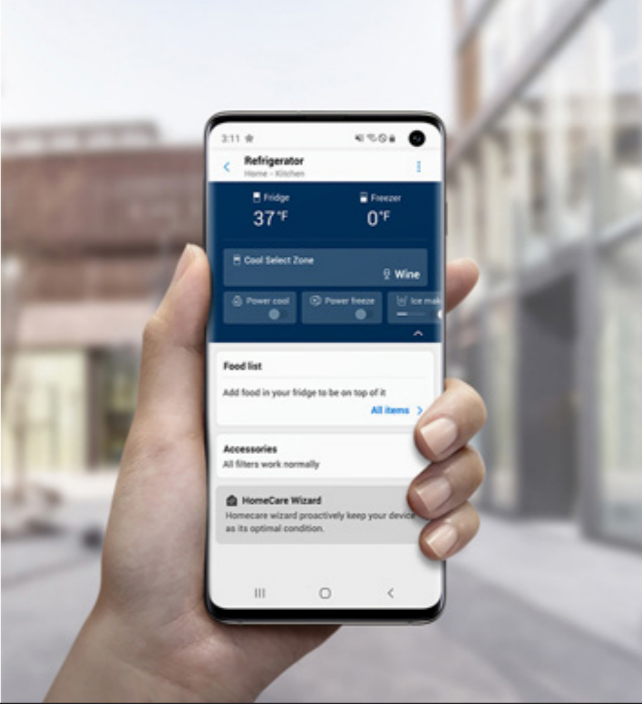


Features and Benefits – RS27T5201SR

| Headline | Feature Name | Long Body Copy | Short Body Copy | Associated Image |
|---|--|--|--|---|
| <p>More space, more ways to stay organized</p> | <p>Large Capacity</p> | <p>A completely redesigned interior with 27.4 cu. ft. capacity that fits 10% more groceries than ever.*</p> <p><small>*When compared to standard depth Samsung Side-by-Side model RS25J500D with 24.52 cu. ft. capacity.</small></p> | <p>Fit more inside with 10% larger capacity.*</p> <p><small>*When compared to Samsung Standard-Depth Side-by-Side model RS25J500D with 24.52 cu. ft. capacity.</small></p> |  |
| <p>N/A</p> | <p>Modern Design</p> | <p>Clean lines and modern form blend beautifully into your kitchen.</p> | <p>Clean lines and modern form blend beautifully.</p> |  |
| <p>N/A</p> | <p>Fingerprint Resistant Finish</p> | <p>A finish that withstands everyday smudges, so you spend less time cleaning.</p> | <p>Less smudges means less cleaning.</p> |  |




Features and Benefits - RS27T5201SR (Continued)

| Headline | Feature Name | Long Body Copy | Short Body Copy | Associated Image |
|---|---|---|---|---|
| <p>Keep every item evenly cooled</p> | <p>All-Around Cooling</p> | <p>Multi-vent technology keeps items on every shelf evenly cooled.</p> | <p>Keeps every item evenly cooled.</p> |  <p>All-Around Cooling Multi-vent technology keeps items on every shelf evenly cooled</p> |
| <p>N/A</p> | <p>In-Door Ice Maker</p> | <p>High capacity in-door ice maker that saves shelf space for your frozen foods.</p> | <p>High capacity in-door ice maker saves shelf space.</p> |  <p>In-Door Ice Maker</p> |
| <p>N/A</p> | <p>Minimal Display Dispenser</p> | <p>Integrated dispenser with touch display provides easy access to water, cubed or crushed ice.</p> | <p>Integrated dispenser provides easy access.</p> |  |

Features and Benefits – RS27T5201SR (Continued)

| Headline | Feature Name | Long Body Copy | Short Body Copy | Associated Image |
|----------|------------------------|---|---|---|
| N/A | Wi-Fi Enabled | <p>Use SmartThings app on your smartphone to control the temperature and monitor your refrigerator remotely.*</p> <p>* Available on Android and iOS devices. A Wi-Fi connection and a Samsung account are required.</p> | <p>Control and monitor your fridge remotely.*</p> <p>* Available on Android and iOS devices. A Wi-Fi connection and a Samsung account are required.</p> |  |
| N/A | Bright LED Lighting | <p>Bright LED lighting designed to beautifully light up the interior of your fridge so you can quickly spot what you want.</p> | <p>Bright LED lighting designed to beautifully light up the interior of your fridge.</p> |  |
| N/A | ENERGY STAR® Certified | <p>Eco-friendly and energy-efficient.*</p> <p>* Visit www.energystar.gov for more information on ENERGY STAR® guidelines.</p> | <p>Eco-friendly and energy-efficient.*</p> <p>* Visit www.energystar.gov for more information on ENERGY STAR® guidelines.</p> |  |

Features and Benefits – RS27T5201SR (Continued)

| Headline | Feature Name | Long Body Copy | Short Body Copy | Associated Image |
|----------|--------------------------------------|---|---|---|
| N/A | Adjustable Top Freezer Shelf | Top shelf in freezer can easily be adjusted to fit taller items and provide flexible storage. | Easily adjustable shelf in freezer to fit taller items. |  |
| N/A | Gallon Door Bins | Provides more shelf space inside the fridge. | More shelf space inside the fridge. |  |
| N/A | Accessibility (ADA Compliant) | Easy-to-reach controls for everyone. | Easy-to-reach controls for everyone. |  |

Product Specs

**RS27T5201SR – 27.4 cu. ft. Smart Side-by-Side Refrigerator
with Large Capacity in Stainless Steel**

Review Mapping

| SKU | Type | Color |
|-------------|--------------|--|
| RS27T5201SR | Side-by-Side | Fingerprint Resistant Stainless Steel |

Related Product

| Water Filter |
|--------------|
| HAF-QIN |

Spec Sheet

Easy Ads link

<https://dam.gettyimages.com/p/z0c3461?q=RS27T5201SR%20Spec%20Sheet>

RS27T5201SR

27.4 cu. ft. Smart Side-by-Side Refrigerator with Large Capacity



SAMSUNG

Signature Features

Large Capacity
A completely redesigned interior with 27.4 cu. ft. capacity that fits 10% more groceries than ever.*

* When compared to standard depth Samsung Side-by-Side model RS25S0000 with 24.52 cu. ft. capacity.

Modern Design
Clean lines and modern form blend beautifully into your kitchen.

Fingerprint Resistant Finish
A finish that withstands everyday smudges, so you spend less time cleaning.



Large Capacity



Modern Design

Available Color

Fingerprint Resistant Stainless Steel

Design

- Large Capacity of 27.4 cu. ft.
- Fingerprint Resistant Finish
- Minimal Display Dispenser: External Filtered Water and Ice
- Bright LED Lighting
- Four Gallon Door Bins
- Two Clear Drawers

Convenience

- Wi-Fi and Bixby Enabled
- Adjustable Top Freezer Shelf
- Door Alarm
- Water Filter Indicator
- Sabbath Mode

Performance

- All-Around Cooling
- Automatic In-Door Ice Maker - Stores up to 4.4 lbs of ice

Rating

ENERGY STAR® Rated: 640 kWh/yr

 ADA Compliant

RS27T5201SR

27.4 cu. ft. Smart Side-by-Side Refrigerator with Large Capacity

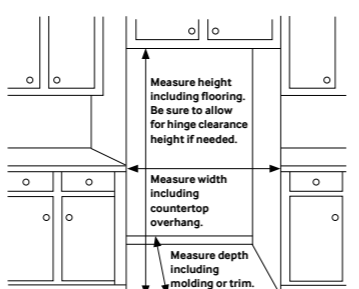
SAMSUNG

Installation Specifications

1. Measure the height, width and depth of the opening, making sure to include baseboards, molding tile, countertop overhang, etc. Check to be sure there is enough room to open the door (consider walls, islands or other obstacles when measuring).
2. Refer to illustration below to determine dimensions.
3. Allow 2.5" of clearance on hinge side of refrigerator when installing next to a wall where handle may make contact.
4. Allow 1" minimum clearance at rear for proper air circulation and water/electrical connections. Allow a 3/8" minimum clearance at sides and top for ease of installation.
5. Ensure each door and entryway in the home is wide enough for the refrigerator to be moved through easily.

For optimal usage and ability to open refrigerator doors completely, do not install next to a wall.

Please note: The following dimension and cutout information is for planning purposes only. For complete installation details, consult manual packed with product, or download manual online at samsung.com.



Total Capacity: 27.4 cu. ft.

Refrigerator: 17.9 cu. ft.

- 4 Tempered Glass Shelves
- 2 Drawers
- 5 Door Bins
 - 4 Gallon Bins
 - 1 Door Bin
- Top LED Lighting

Freezer: 9.5 cu. ft.

- External Filtered Water and Ice Dispenser (Crushed or Cubed Ice)
- Automatic In-Door Ice Maker
- 5 Tempered Glass Shelves
- 1 Drawer
- 2 Door Bins
- Top LED Lighting

Accessories

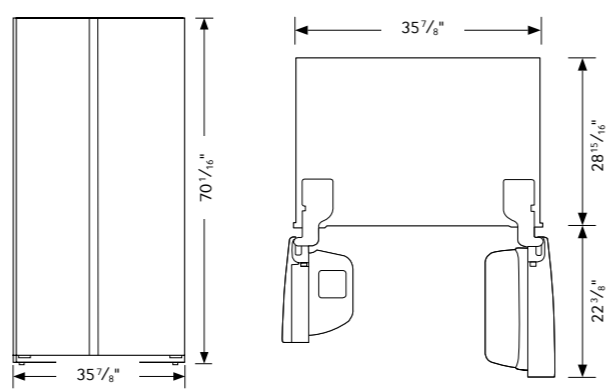
Water Filter: HAF-QIN

Warranty

One (1) Year Parts and Labor on Refrigerator
Five (5) Years Parts and Labor on Sealed Refrigeration System Only*
Ten (10) Years Parts and Five (5) Years Labor on Digital Inverter Compressor

*Compressor, evaporator, condenser, drier and connecting tubing.

Dimensions



Product Dimensions & Weight

Dimensions (WxHxD with hinges, recessed handles, doors and dispenser): 35 7/8" x 70 1/16" x 33 1/2"

Dimensions (WxHxD without hinges and door): 35 7/8" x 68 5/8" x 28 3/16"

Dimensions (WxHxD with hinge and door): 35 7/8" x 70 1/16" x 33 1/2"

Weight: 289 lbs

Shipping Dimensions & Weight (WxHxD)

Dimensions: 37 1/4" x 75 3/8" x 35"

Weight: 298 lbs

| Color | Model # | UPC Code |
|---------------------------------------|-------------|--------------|
| Fingerprint Resistant Stainless Steel | RS27T5201SR | 887276473604 |

Actual color may vary. Design, specifications, and color availability are subject to change without notice. Non-metric weights and measurements are approximate.
©2021 Samsung Electronics America, Inc., 85 Challenger Road, Ridgefield Park, NJ 07060. Tel: 800-SAMSUNG, samsung.com. Samsung is a registered trademark of Samsung Electronics Co., Ltd.

Spec Sheet - front

Spec Sheet - back

Will It Fit Guide

Easy Ads link

<https://dam.gettyimages.com/p/z0c3461?q=RS27T5201SR%20Spec%20Sheet>

27.4 cu. ft. Side-by-Side
SAMSUNG

MODEL RS27T5201SR DIMENSIONS

Be sure your new fridge will fit
 Don't wait until delivery to be sure your new refrigerator will fit – both in your kitchen and through all doorways. This guide includes all pertinent measurements and clearances so you can buy with confidence.

Standard-Depth Refrigerator
 Standard-depth refrigerators typically measure 30 to 35 inches in depth, as opposed to counter-depth refrigerators that sit flush with cabinetry.

Installation clearances

- ✓ Allow 3.75\" of clearance when installing along a wall. This will allow for the door to open 90 degrees without the handle contacting the wall.
- ✓ Allow 2\" minimum clearance at rear for proper air circulation and water/electrical connections.
- ✓ Allow a 3/8\" minimum clearance at sides and top for ease of installation.

For optimal usage and ability to open refrigerator doors completely, do not install next to a wall.

Please note: The above dimension and cutout information is for planning purposes only. For complete installation details, consult manual packed with product, or download manual online at samsung.com.

Walk the delivery route

- ✓ Identify the narrowest opening that the appliance will travel, from outside the home to the location where it will be installed.
- ✓ Appliance depth or width must be smaller than the width of the narrowest opening.

Will It Fit Guide

User Manual

Easy Ads link

<https://dam.gettyimages.com/p/z0c3461?q=RS27T5201SR%20%20user%20manual>



User Manual

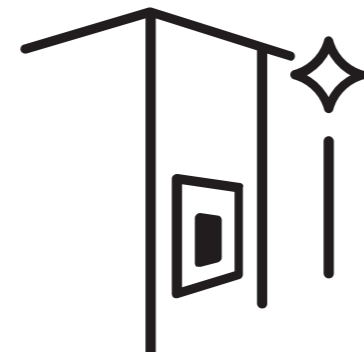
Feature Icons

**RS27T5201SR – 27.4 cu. ft. Smart Side-by-Side Refrigerator
with Large Capacity in Stainless Steel**

Feature Icons

Easy Ads link

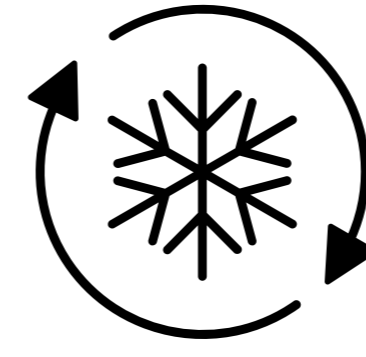
<https://dam.gettyimages.com/p/z0c3461?q=RS27T5201SR%20%20RS27T5201SR%20%20icons%20>




Modern Design




Fingerprint Resistant Finish



All-Around Cooling



In-Door Ice Maker



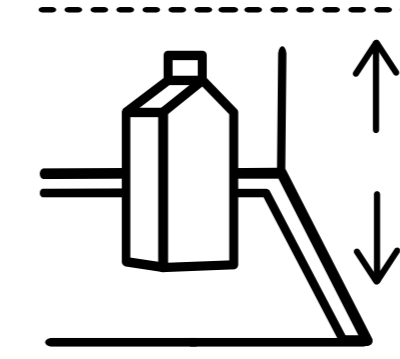
Wi-Fi Enabled



LED Lighting



ENERGY STAR® Certified



Adjustable Top Freezer Shelf

SAMSUNG