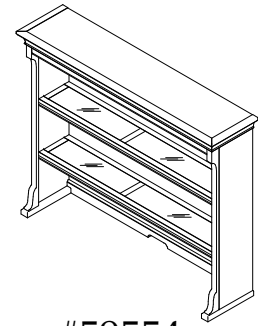
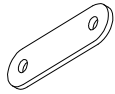


## Components and Hardware List



#59554  
Server Hutch

Mending Plate



(A) 2 pcs.

Wood Screw  
#6 x 5/8" long



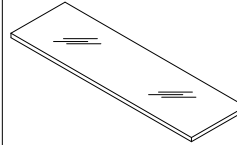
(B) 4 pcs.

Anti-tipping  
Restraint Kit



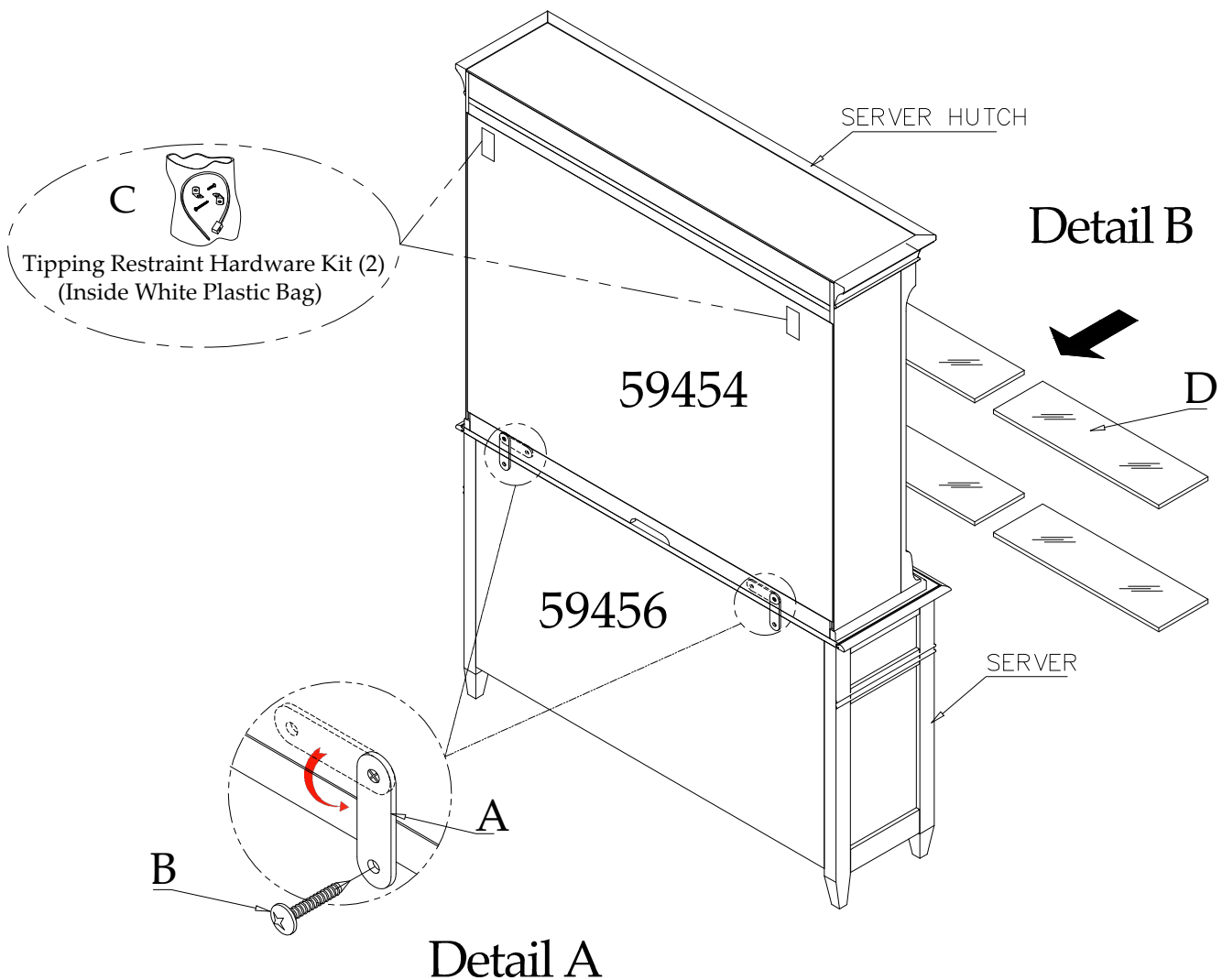
(C) 2 pcs.

Glass Shelf



(D) 4 pcs.

Be sure to check all packing material carefully for small parts, which may have come loose inside the carton during shipment.



1. Carefully Place the Server Hutch onto top of the Server. Using the Mending Plates (A) and Wood Screw (B) to connect the pieces together, as shown in **Detail A**.
2. Place all glass shelves (D) in to the shelf frame inside of the Server Hutch, as shown in **Detail B**.