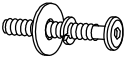


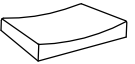
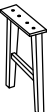
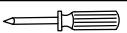

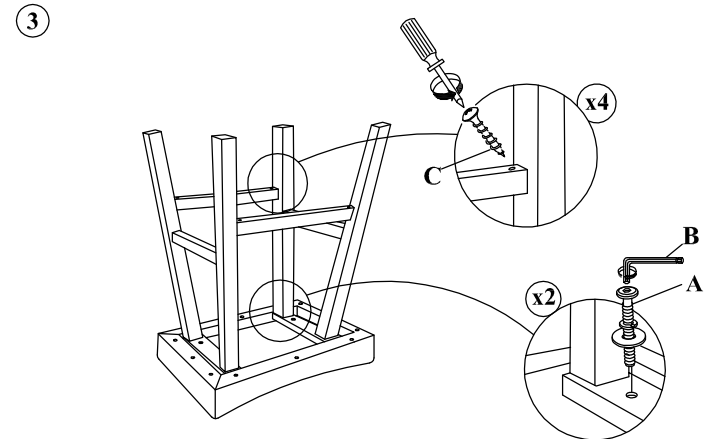
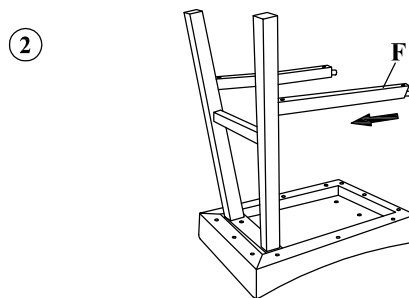
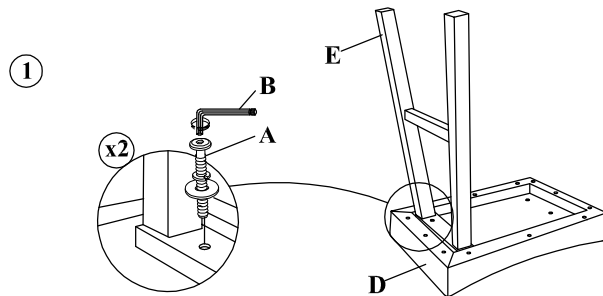


ASSEMBLY INSTRUCTIONS

MODEL : 2786C-24-BK/2786C-24-ROAK (ARUBA SADDLE STOOL 24" H)

A x 4 JCBC (M6 x 40mm) Spring Washer Flat Washer		B x 1	
			
C x 4	D x 1	E x 2	F x 2
			
Not Included			

 **NOTE: UNIT SHOULD BE ASSEMBLED BY TWO OR MORE PEOPLE. DO NOT TIGHTEN ANY BOLTS UNTIL ALL BOLTS HAVE BEEN STARTED .**



NOTE: Level the chair and tighten all bolts with the allen wrench.