

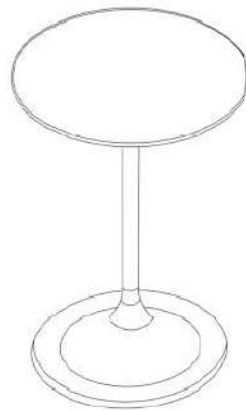
MOE'S

h o m e c o l l e c t i o n

ASSEMBLY INSTRUCTIONS.

NYLES MARBLE DINING TABLE




GK-1005-37





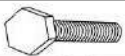

THANK YOU FOR YOUR PURCHASE!

PARTS AND HARDWARE.

PARTS LIST

No.	DESCRIPTION	IMAGE	QTY
A	METAL BASE		2
B	METAL BASE		1
C	TOP		2

HARDWARE LIST

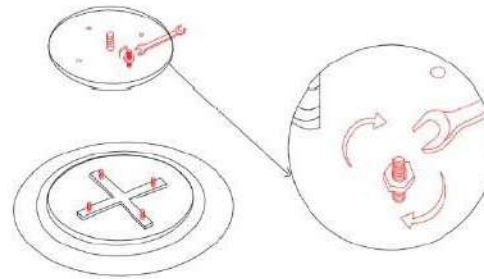
No.	DESCRIPTION	IMAGE	QTY
D	SPANNER 14/15		1
E	BOLT 18X25 MM		4
F	HEX BOLT 25X90MM		1
G	WASHER		4

NOTES.

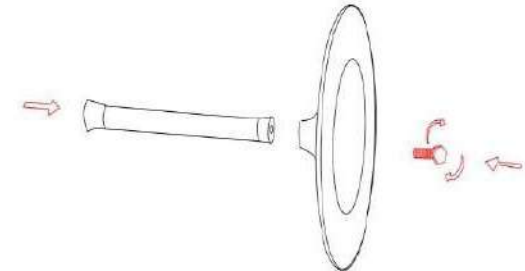
Thank you for purchasing this quality product! Be sure to check all packing material carefully for small part that may have come loose inside the carton during shipping.

Caution: The item is heavy, assembly should be performed by two people.

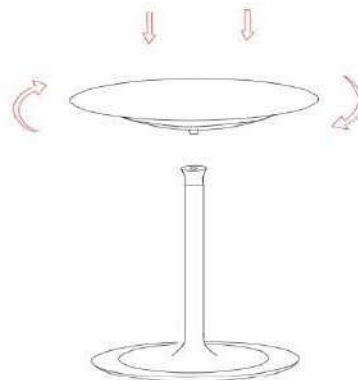
STEP 1.



STEP 2



STEP 3.



STEP 4.

